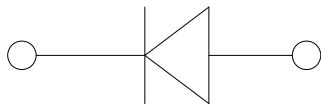



## Surface Mount Schottky Rectifier



### Features

- Low profile package
- Ideal for automated placement
- Guardring for overvoltage protection
- Low power losses, high efficiency
- High forward surge capability
- Meets MSL level 1, per J-STD-020, LF maximum peak of 260 °C
- Part no. with suffix "Q" means AEC-Q101 qualified

### Typical Applications

For use in low voltage high frequency inverters, freewheeling, DC/DC converters, automotive and polarity protection applications.

### Mechanical Date

- **Package:** SOD-123FL  
Molding compound meets UL 94 V-0 flammability rating, RoHS-compliant, halogen-free
- **Terminals:** Tin plated leads, solderable per J-STD-002 and JESD22-B102
- **Polarity:** Cathode line denotes the cathode end

### ■ Maximum Ratings ( $T_a=25^\circ\text{C}$ Unless otherwise specified)

PARAMETER	SYMBOL	UNIT	S115Q	S120Q
Device marking code			S115	S120
Repetitive peak reverse voltage	$V_{RRM}$	V	150	200
Maximum RMS voltage	$V_{RMS}$	V	105	140
Maximum DC blocking voltage	$V_{DC}$	V	150	200
Average rectified output current @60Hz sine wave, resistance load, $T_L$ (Fig.1)	$I_O$	A	1.0	
Surge(non-repetitive)forward current @60Hz half-sine wave, 1 cycle, $T_J=25^\circ\text{C}$	$I_{FSM}$	A	40	
Voltage rate of change (rated $V_R$ )	$dV/dt$	V/ $\mu\text{s}$	10000	
Storage temperature	$T_{stg}$	$^\circ\text{C}$	-55~+175	
Junction temperature	$T_J$	$^\circ\text{C}$	-55~+175	

### ■ Electrical Characteristics ( $T_a=25^\circ\text{C}$ Unless otherwise specified)

PARAMETER	SYMBOL	TEST CONDITIONS	TYP	MAX	UNIT	
Instantaneous forward voltage	$V_F$	$I_F=1\text{A}$	$T_J=25^\circ\text{C}$	0.785	0.9	V
			$T_J=125^\circ\text{C}$	-	0.78	
Reverse current	$I_R$	Rated $V_R$	$T_J=25^\circ\text{C}$	-	1	$\mu\text{A}$
			$T_J=125^\circ\text{C}$	-	1	mA
Typical junction capacitance	$C_J$	$V_R=4\text{V}, f=1\text{MHz}$	30	-	pF	



# S115Q THRU S120Q

## ■ Thermal Characteristics ( $T_a=25^\circ\text{C}$ Unless otherwise specified)

PARAMETER	SYMBOL	UNIT	S115Q	S120Q
Thermal resistance	$R_{\theta J-A}$	$^\circ\text{C/W}$	85 <sup>①</sup>	
	$R_{\theta J-L}$		35 <sup>①</sup>	

Note:  
 (1) Thermal resistance between junction and ambient and between junction and lead mounted on P.C.B with 3mm\*3mm copper pad areas.

## ■ Characteristics (Typical)

Fig.1: Forward Current Derating Curve

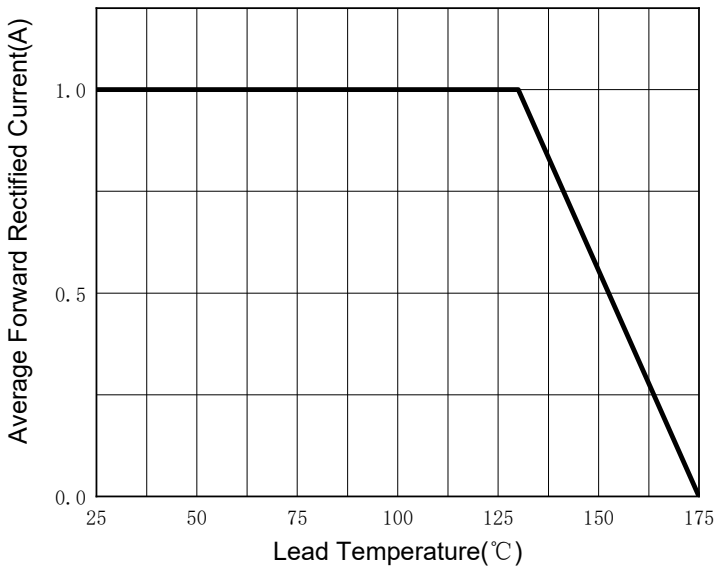


Fig.2: Maximum Non-Repetitive Peak Forward Surge Current

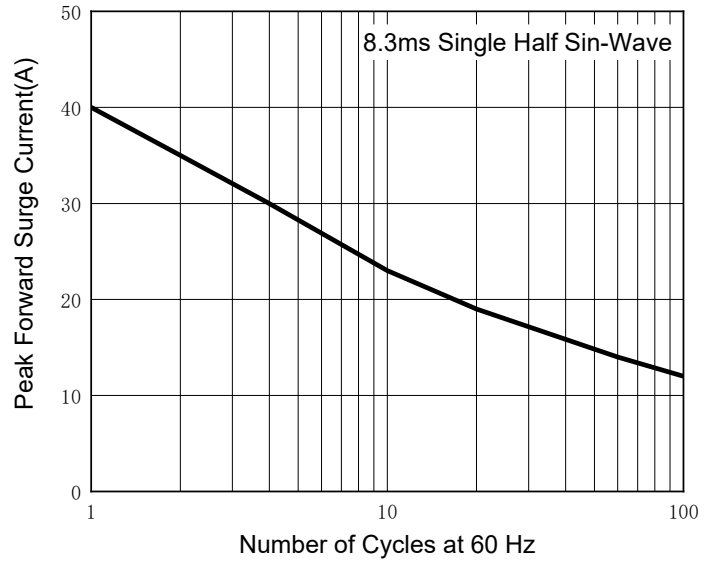


Fig.3: Typical Instantaneous Forward Characteristics

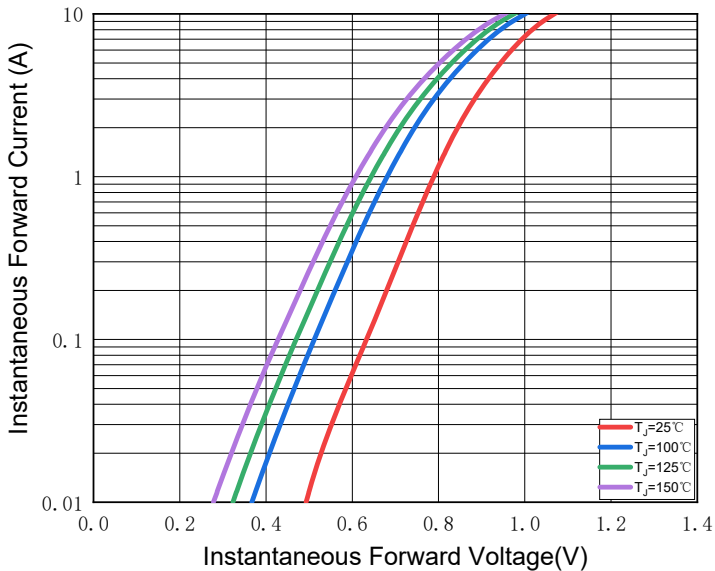
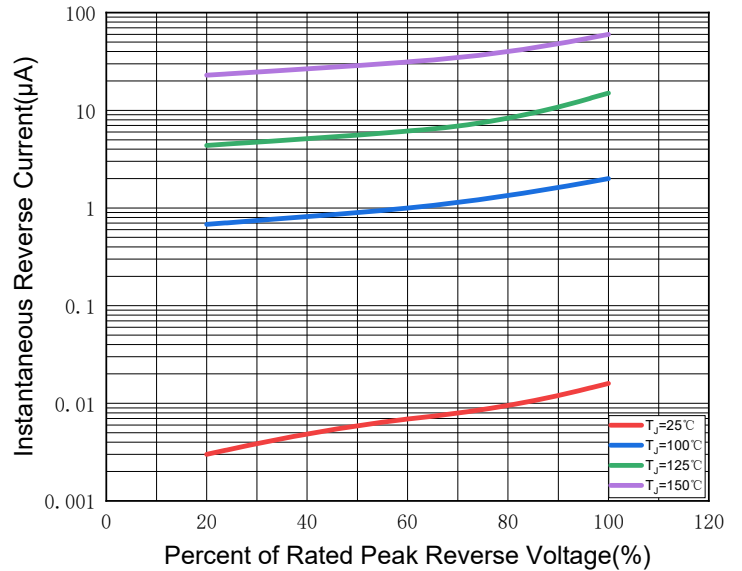


Fig.4: Typical Reverse Leakage Characteristics



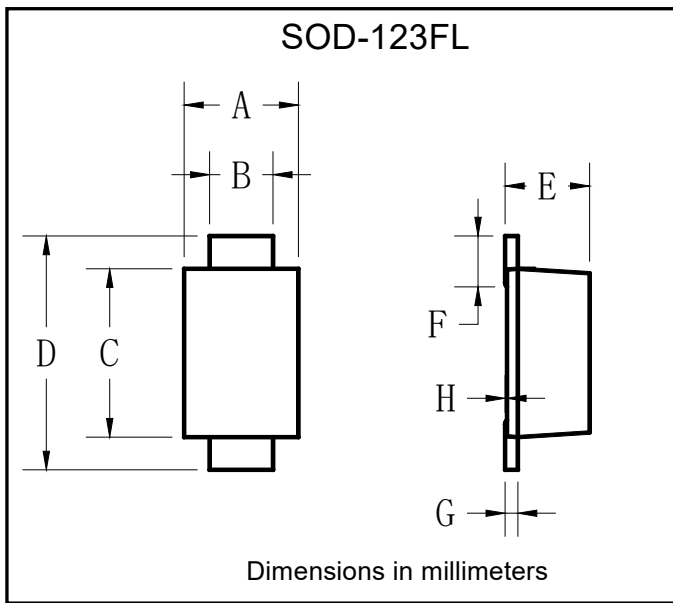
## ■ Ordering Information (Example)

PREFERRED P/N	PACKING CODE	UNIT WEIGHT(g)	MINIMUM PACKAGE(pcs)	OUTER CARTON QUANTITY(pcs)	DELIVERY MODE
S115Q THRU S120Q	F1	Approximate 0.0169	3000	120000	7" reel



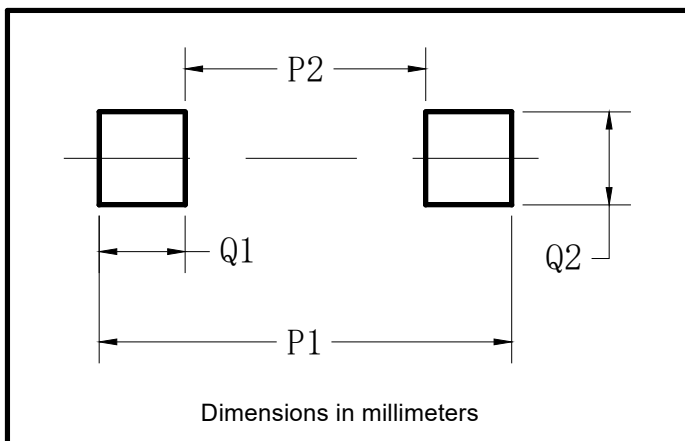
## S115Q THRU S120Q

### ■ Outline Dimensions



SOD-123FL		
Dim	Min	Max
A	1.60	1.90
B	0.90	1.10
C	2.55	2.85
D	3.60	3.90
E	1.00	1.20
F	0.40	0.90
G	0.10	0.25
H	0.02	0.05

### ■ Suggested pad layout



SOD-123FL	
Dim	Millimeters
P1	3.90
P2	1.90
Q1	1.00
Q2	1.50



## S115Q THRU S120Q

---

### Disclaimer

The information presented in this document is for reference only. Yangzhou Yangjie Electronic Technology Co., Ltd. reserves the right to make changes without notice for the specification of the products displayed herein to improve reliability, function or design or otherwise.

The product listed herein is designed to be used with automotive electronics, are not designed for use in medical, lifesaving, lifesustaining, or military, Yangjie or anyone on its behalf, assumes no responsibility or liability for any damages resulting from such improper use of sale.

This publication supersedes & replaces all information previously supplied. For additional information, please visit our website [http:// www.21yangjie.com](http://www.21yangjie.com) , or consult your nearest Yangjie's sales office for further assistance.

## X-ON Electronics

Largest Supplier of Electrical and Electronic Components

*Click to view similar products for [Schottky Diodes & Rectifiers](#) category:*

*Click to view products by [Yangjie](#) manufacturer:*

Other Similar products are found below :

[MA4E2039](#) [MMBD301M3T5G](#) [RB160M-50TR](#) [D83C](#) [RKS100KG#P1](#) [BAS 3010S-02LRH E6327](#) [BAT 54-02LRH E6327](#)  
[NRVBAF360T3G](#) [NSR05F40QNXT5G](#) [NTE555](#) [SB10-04A3-BT](#) [SBM30-03-TR-E](#) [SBS811-S-TL-E](#) [SBS818-TL-E](#) [SS3003CH-TL-E](#)  
[STPS30S45CW](#) [GA01SHT18](#) [CRS10I30A\(TE85L,QM](#) [MBRB30H30CT-1G](#) [BAT 15-04R E6152](#) [IDL08G65C5](#) [JANTX1N5712-1](#) [SB007-03C-TB-E](#) [SB10015M-TL-E](#) [NRVBB20100CTT4G](#) [NRVBM120LT1G](#) [NTSB30U100CT-1G](#) [STPS40SM100CG-TR](#) [CRG04\(T5L,TEMQ\)](#)  
[ACDBA240-HF](#) [CDBQC0530L-HF](#) [STPS40SM120CTN](#) [NRVBM120ET1G](#) [STPS2545CGY-TR](#) [B160BQ-13-F](#) [SDM05U20CSP-7](#) [BAS 70-07 E6433](#) [HSM560Je3/TR13](#) [HSM190Je3/TR13](#) [B330AF-13](#) [ACDBUC0230-HF](#) [MBR10200CTF-G1](#) [CDLL5712](#) [DMF2822-000](#) [VS-50WQ04FNTRL-M3](#) [1N5817-G](#) [B350AF-13](#) [MF300A06F2](#) [SEMIX302KD16S](#) [5082-2835](#)