THIS DRAWING IS UNPUBLISHED.
VERTRAULICHE UNVEROEFFENTLICHTE ZEICHNUNG
© COPYRIGHT 2003 Tyco Electronics AMP GmbH
RELEASED FOR PUBLICATION - 2003
FREI FUER VEROEFFENTLICHUNG
ALL RIGHTS RESERVED.
ALLE RECHTE VORBEHALTEN.

MATED WITH
PASSEND ZU

LOC	DIST
A1	-

PROJEKT NR.:

REVISIONS
ABENDERUNGEN

P	LTR	DESCRIPTION BESCHREIBUNG	DATE	DWN	APVD
	B7	1718348-3 INACTIVE. ECR-13-010542	01JUL2013	SG	RM
	B8	ECR-15-009168	17JUN2015	VH	MC
	B9	ADDED PNs 2141114-1, 2141116-1 AND 2177610-1	16MAY2016	SCK	M.C.
	B10	PN 1718348-3 Re-activated. ECR-17-011651	10AUG2017	JJH	MC

SINGLE WIRE SEALING SYSTEM
Einzelleiter- Dichtungs- System

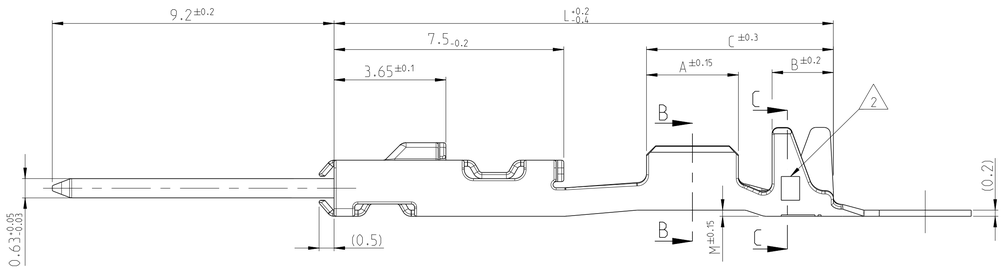

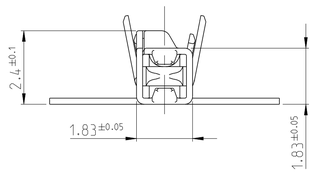

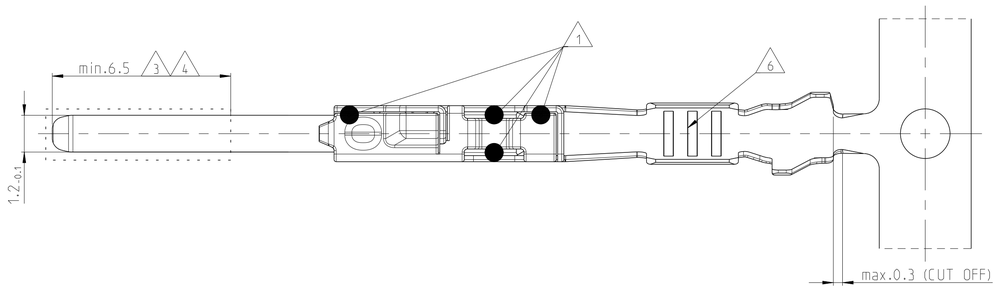

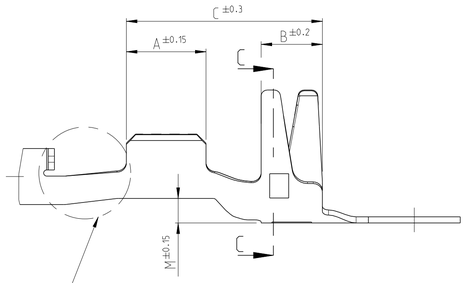

DIFFERENT VARIANTS
Unterschiedliche Varianten

VARIANT ONLY AT THIS PN 2177610
Variante nur bei dieser PN 2177610

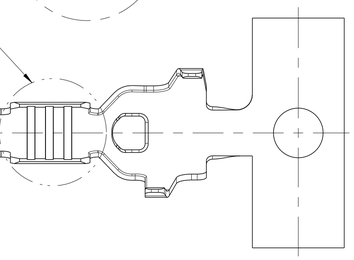

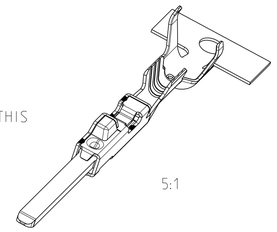

5:1

WIRE- CRIMP Draht- Crimp	STANDARD INSULATION CRIMP Standard Isolations- Crimp	SINGLE WIRE CRIMP Einzeldichtungs - Crimp
B-B	C-C	C-C

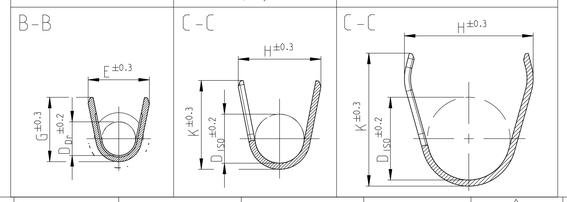

ORDER NO. Bestell-Nr. STRIP Bandware	REV	ORDER NO. Bestell-Nr. LOOSE PIECE Einzelausfuehrung	WIRE RANGE Drahtgroessen-bereich (mm 2)	INSULATION-Ø Isolation-Ø (mm)	BODY Kontaktkoerper (MATERIAL Werkstoff)	TAB Flachstecker (MATERIAL Werkstoff)	BODY Kontaktkoerper (SURFACE Oberflaeche)	TAB Flachstecker (SURFACE Oberflaeche)	LENGTH Laenge (CRIMP DIMENSIONS Crimpabmessungen (mm))	WIRE CRIMP Drahtcrimp (CRIMP DIMENSIONS Crimpabmessungen (mm))	INSULATION CRIMP Isolationscrimp (CRIMP DIMENSIONS Crimpabmessungen (mm))	DIMENSION MASS "L" [mm]	INSULATION CRIMP FOR Isolationscrimp fuer	
2177610-3	A	-	1.0-1.5	1.9-2.4	CuSn4	CuSn0.15/0.20	TIN PLATED verzinnt	4 / 3 TIN PLATED verzinnt	A = 3.0 B = 2.0 C = 6.8	E = 2.6 G = 2.9 D_{Or} = 1.35	H = 4.4 K = 4.3 D_{iso} = 2.9 M = 0.8	16.8	SINGLE WIRE SEALING SYSTEM Einzeldichtungssystem	7
-	-	-												
2177610-1	A	-												
2141116-3	B	-	0.5-0.75	1.4-1.9	CuSn4	CuSn0.15/0.20	TIN PLATED verzinnt	4 / 3 TIN PLATED verzinnt	A = 2.6 B = 2.0 C = 6.4	E = 2.0 G = 2.1 D_{Or} = 1.1	H = 4.2 K = 4.3 D_{iso} = 2.7 M = 0.8	16.3		
-	-	-												
2141116-1	A	-												
2141114-3	B	-	0.25-0.35	1.1-1.6	CuSn4	CuSn0.15/0.20	TIN PLATED verzinnt	4 / 3 TIN PLATED verzinnt	A = 2.6 B = 2.0 C = 6.4	E = 1.8 G = 1.8 D_{Or} = 0.8	H = 4.2 K = 4.3 D_{iso} = 2.6 M = 0.8	16.3		
-	-	-												
2141114-1	A	-												
~~1718352-3~~	-	-	1.0-1.5	1.9-2.4	CuSn0.15/0.20	CuSn0.15/0.20	TIN PLATED verzinnt	4 / 3 TIN PLATED verzinnt	A = 3.0 B = 2.0 C = 6.1	E = 2.6 G = 2.9 D_{Or} = 1.35	H = 3.7 K = 3.9 D_{iso} = 2.1 M = 0.2	16.3	FLR CABLE Leitung	7
~~1718352-2~~	-	-												
~~1718352-1~~	-	-												
1718350-3	B	1718390-3	0.5-0.75	1.4-1.9	CuSn0.15/0.20	CuSn0.15/0.20	TIN PLATED verzinnt	4 / 3 TIN PLATED verzinnt	A = 3.0 B = 2.0 C = 6.1	E = 2.0 G = 2.1 D_{Or} = 1.1	H = 2.7 K = 2.9 D_{iso} = 1.6 M = 0.2	16.3		
1718350-2	B	1718390-2												
1718350-1	B	1718390-1												
1718348-3	A	1703698-3	0.25-0.35	1.1-1.6	CuSn0.15/0.20	CuSn0.15/0.20	TIN PLATED verzinnt	4 / 3 TIN PLATED verzinnt	A = 2.6 B = 2.0 C = 5.7	E = 1.8 G = 1.8 D_{Or} = 0.8	H = 2.6 K = 2.6 D_{iso} = 1.4 M = 0.2	15.3		B10
1718348-2	A	1703698-2												
1718348-1	A	1703698-1												

1. LASER WELDED
Lasergeschweisst

2. REVISION STATUS
Revisionsstand

3. CONTACT AREA TAB MIN. 0.8µm SELECTIV GOLD OVER Ni
Kontaktzone selectiv vergoldet min.0.8µm ueber Ni

4. CONTACT AREA TAB MIN. 2.0µm SELECTIV SILVER
Kontaktzone selectiv versilbert min.2.0µm

5. RETENTION FORCE INSERT TAB PUSHED INSIDE BODY MIN. 40N
Haltekraefte Insertab in Body "gedrueckt" min. 40N

6. DIFFERENT FORM OF THE SERRATIONS AND WIRE-CRIMP POSSIBLE
unterschiedliche Ausfuehrung der Rillen und des Draht-Crimps moeglich

7. SEE APPLICATION SPECIFICATION TE-SPEC. 114-18464
siehe Verarbeitungsspezifikation

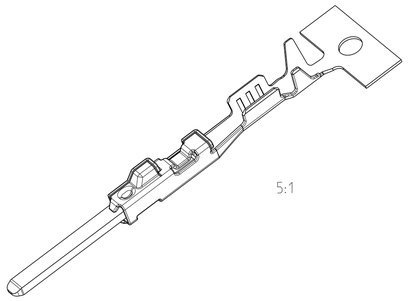

5:1

B10 PRODUCT CHARACTERISTICS ACC. QMP_EMEA_012
BESONDERE MERKMALE NACH QMP_EMEA_012

TOLERANCING ISO 8015
TOLERIERUNG ISO 8015

THIS DRAWING IS A CONTROLLED DOCUMENT.
DIESES ZEICHNUNGSDOKUMENT WIRD DURCH AMP INCORPORATED KONTROLLIERT.
ANDERUNGEN, DIE DEM TECHNISCHEN FORTSCHRITT DIENEN, SIND VORBEHALTEN.
DEN JEWEILS GUELTIGEN ANDERUNGSSTAND ERFAHREN SIE AUF ANFRAGE.

DIMENSIONS: MASSEINHEITEN: mm

TOLERANCES UNLESS OTHERWISE SPECIFIED: ALLGEMEINTOLERANZEN
0 PLC ±-
1 PLC ±-
2 PLC ±-
3 PLC ±-
4 PLC ±-
ANGLES/WINKEL ±4°

MATERIAL - -
FINISH/OBERFLAECHE/FARBE - -

DWN J.SIENKIEWICZ 29APR2004
CHK G.HOTEA 29APR2004
APVD W.Mueller 29APR2004

PRODUCT SPEC PRODUKTSPEZ. 108-18782
APPLICATION SPEC VERARBEITUNGSSPEZ. 114-18464
WEIGHT GEWICHT -

TE Connectivity

NAME
MCON 1.2 TAB-CB-TERMINAL
MCON 1.2 Tab-CB-Flachstecker
-

SIZE A1 | CAGE CODE 00779 | DRAWING NO ZEICHNUNGS-NR. C-1718398 | RESTRICTED TO NUR FUER -

Customer Drawing /KUNDENZEICHNUNG | SCALE MASSSTAB 10:1 | SHEET BLATT 1 OF VON 1 | REV B10

4805 (3/11)

X-ON Electronics

Largest Supplier of Electrical and Electronic Components

Click to view similar products for Automotive Connectors ***category:***

Click to view products by TE Connectivity ***manufacturer:***

Other Similar products are found below :

003-018-000 60403001 60993906-B M902-2131 M902-2161 M902-2344 72.330.1035.1 73.353.4028.0 F119300-B F166900 F258300-B F358300-B F407400 F444110 F487000 F509500B-B 827153-1 8N1515-32-24P 9-1326729-8 925474-1 928905-1 964562-4 968782-1 GT17SA-8DS-HU 98891-1012 98947-1016 12004147 12004475-L 12010290 12010309-B 12015454 12020219-B 12041318-B 12052225-L 12052466 12064869 12004327-B 12015308 12015384 12015909 1-21030-1 12041254 12041318 12047946-B 12047957 12047957-L 12059473 12066261 12110546 12110546-B