© 2021 TE Connectivity. All Rights Reserved.

MATED WITH
PASSEND ZU
967325, 968968

PROJEKT NR.
A92-52069

REVISIONS					
P	LTR	DESCRIPTION	DATE	DWN	APVD
	D4	REVISED PER ECO-11-005150	30MAR2011	RK	HMR
	D5	REVISED PER PCN-21-119507	02NOV2021	DRK	AW

SECTION A-A
Schnitt

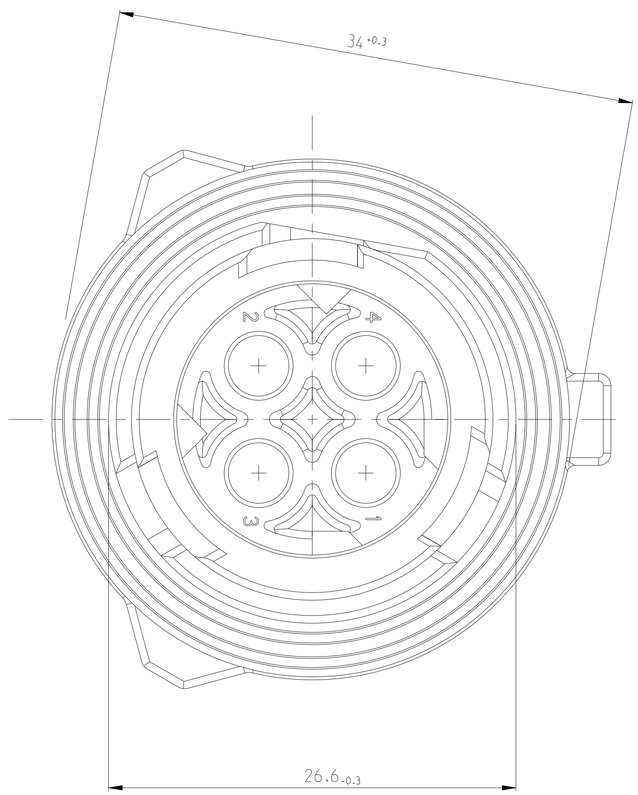

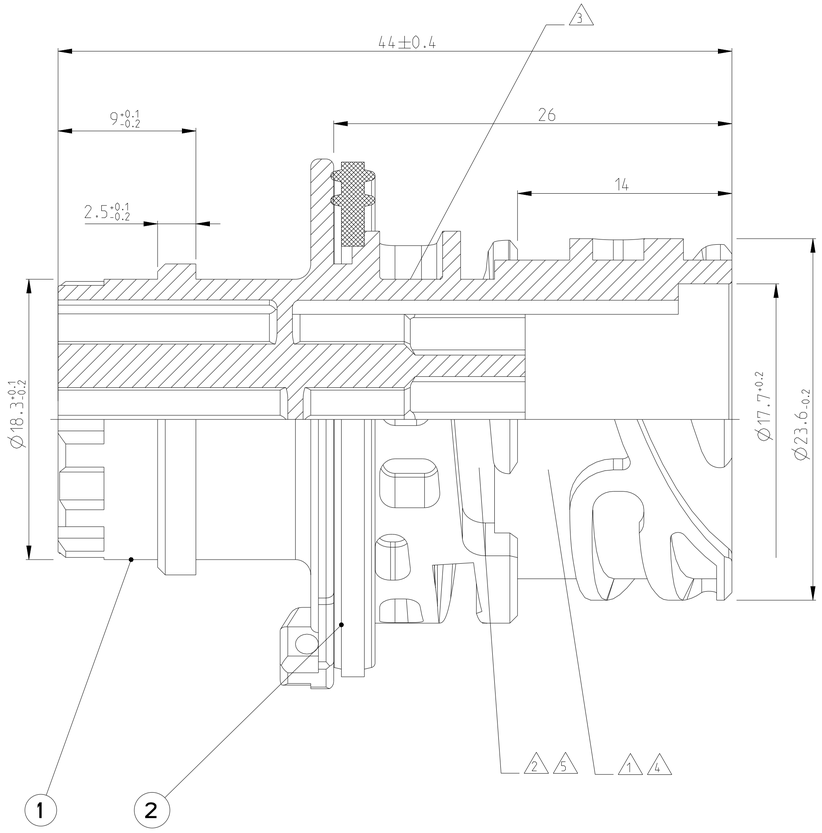

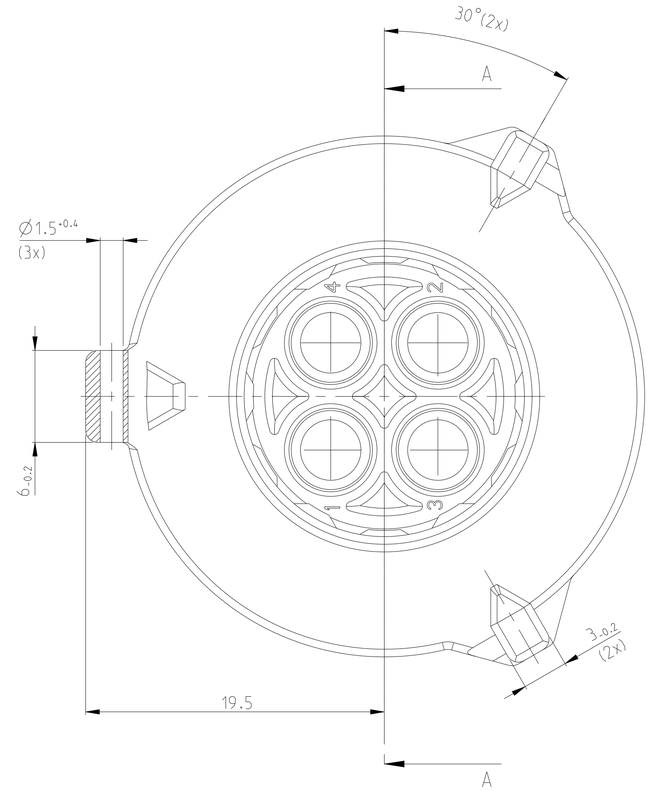

NOTES:
Bemerkungen:

1. AMP OR Tyco Electronics (TE) LOGO AND TE CONNECTIVITY SINGLE PART-NUMBER
   AMP oder Tyco Electronics (TE) Logo und TE CONNECTIVITY Einzelteilnummer
2. MATERIAL MARKING
   Werkstoffkennzeichnung
3. REVISION OF THE MOULD
   Werkzeugaenderungsindex
4. PRODUCTION DATE
   Produktionsdatum
5. CAVITY MARKING
   Nestmarkierung
6. FOR SUITABLE CONTACTS AND SEALS SEE DRAWING:
   Zu verwendende Kontakte und Einzeldichtungen siehe Tabellenzeichnung:
   TE CONNECTIVITY 1355064
   MAX. WIRE THICKNESS: 2.5mm² FLR
   max. Drahtgroesse: 2.5mm² FLR
7. PANEL MOUNTING WITH FIXING RING
   TE CONNECTIVITY-NO. 965687-1
   Hinterwandmontage mit Befestigungsring
   TE CONNECTIVITY-Nr. 965687-1
8. COUPLING PART ACC. TO DIN 72585 / ISO 15170
   Kupplungsseite nach DIN 72585 / ISO 15170
9. IN THE CASE OF NEW DESIGNS, THE DIMENSIONS OF THE CUT OFF SHOULD BE PLACED NEAR THE LOWER TOLERANCE LIMIT
   Hinterwandmontage mit Befestigungsring
   Bei Neukonstruktionen sollten die Masse des Blechausschnittes an die untere Toleranzgrenze gelegt werden
10. (D5) FOR THE CUSTOMER'S INCOMING INSPECTION OR PRODUCTION LINE INSPECTION, THE MAXIMUM TEST PRESSURE ALLOWED FOR USE IS ACCORDING TO IPX7 WITHIN SPECIFICATION 108-18621 AND SHOULD NOT EXCEED THAT PRESSURE
    Für die Eingangskontrolle des Kunden oder die Inspektion der Produktionslinie beträgt der maximal zulässige Prüfdruck gemäß IPX7 innerhalb der Spezifikation 108-18621 und sollte diesen Druck nicht überschreiten

9 7 CUT OFF
(MATERIAL THICKNESS: 2.5 +0.1 MM)
Befestigungsausschnitt
(Materialstaerke: 2.5 +0.1 mm)

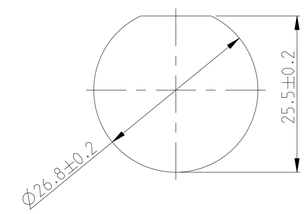

CODING 4 (BLUE) Kodierung 4 (blau)	CODING 3 (GREEN) Kodierung 3 (gruen)	CODING 2 (GREY) Kodierung 2 (grau)	CODING 1 (BLACK) Kodierung 1 (schwarz)											USED CONTACT CAVITIES Kontaktbestuckung	REV.	ORDER-NO. Bestell-Nr.
		1. 2. 3. 4			1. 2. 3. 4	1. 2	1. 2. 3	1. 2. 3. 4	1. 2	1. 2. 3	1. 2. 3. 4					
		D			D	D	D	D	D	D	D					
		4-967402-1			3-967402-1	2-967402-3	2-967402-2	2-967402-1	1-967402-3	1-967402-2	1-967402-1					
		X			X	X	X	X	X	X	X	2	1	SILICONE	GREEN Gruen	SEALING Dichtung
		X			-	-	-	-	-	-	-	1	1	PBT-GF20	BLUE Blau	4POS. PIN HOUSING 4pol. Stiftgehaeuse
		-			X	-	-	-	-	-	-	1	1	PBT-GF20	GREEN Gruen	4POS. PIN HOUSING 4pol. Stiftgehaeuse
		-			-	X	-	-	-	-	-	1	1	PBT-GF20	GREY Grau	2POS. PIN HOUSING 2pol. Stiftgehaeuse
		-			-	-	X	-	-	-	-	1	1	PBT-GF20	GREY Grau	3POS. PIN HOUSING 3pol. Stiftgehaeuse
		-			-	-	-	X	-	-	-	1	1	PBT-GF20	GREY Grau	4POS. PIN HOUSING 4pol. Stiftgehaeuse
		-			-	-	-	-	X	-	-	1	1	PBT-GF20	BLACK Schwarz	2POS. PIN HOUSING 2pol. Stiftgehaeuse
		-			-	-	-	-	-	X	-	1	1	PBT-GF20	BLACK Schwarz	3POS. PIN HOUSING 3pol. Stiftgehaeuse
		-			-	-	-	-	-	-	X	1	1	PBT-GF20	BLACK Schwarz	4POS. PIN HOUSING 4pol. Stiftgehaeuse

THIS DRAWING IS A CONTROLLED DOCUMENT.

DIMENSIONS: mm

TOLERANCES UNLESS OTHERWISE SPECIFIED: ACC. TO ISO 8015
0 PLC ±0.2mm
1 PLC ±
2 PLC ±
3/PLC ±
4 PLC ±
ANGLES ±2°

MATERIAL: SEE TABLE siehe Tabelle
FINISH: SEE TABLE siehe Tabelle

DWN J. GRANZOW 06MAR1995
CHK J. Hass 06MAR1995
APVD Ch. Eberwein 10MAY2010
PRODUCT SPEC 108-18621-0
APPLICATION SPEC 114-18255-0
WEIGHT 15g

TE Connectivity

NAME 2.5MM PIN HOUSING, 2-4POS., ASSY
2.5mm Stiftstecker, 2-4pol., Assy
-

SIZE	CAGE CODE	DRAWING NO	RESTRICTED TO
A1	00779	C-967402	-

CUSTOMER DRAWING | SCALE 5:1 | SHEET 1 OF 1 | REV. D5

4805 (3/13)

X-ON Electronics

Largest Supplier of Electrical and Electronic Components

Click to view similar products for Automotive Connectors ***category:***

Click to view products by TE Connectivity ***manufacturer:***

Other Similar products are found below :

003-018-000 60403001 60993906-B M902-2131 M902-2161 72.330.1035.1 73.353.4028.0 F119300-B F166900 F258300-B F358300-B F407400 F444110 F487000 F509500B-B 827153-1 8N1515-32-24P 9-1326729-8 925474-1 928905-1 964562-4 968782-1 GT17SA-8DS-HU 98891-1012 98947-1016 12004147 12004475-L 12010290 12010309-B 12015454 12020219-B 12020308 12041318-B 12052225-L 12052466 12059125 12064869 12004327-B 12010503-B 12015308 12015384 12015909 1-21030-1 12041254 12041318 12047946-B 12047957 12047957-L 12059473 12066261