



# TAOGLAS®



# Datasheet

**Part No:**  
EAHP.60.01.0100D

**Description**

Embedded Active Lightweight Antenna for GNSS L1/L2/L5/L6 and L-Band

**Features:**

Embedded Active Antenna  
Covering: L1/L2/L5 + L-Band  
Dims:  $\varnothing 75 \times 44$ mm  
Cable: 100mm of RG174  
Connector: SMA(M) ST connector  
RoHS & Reach Compliant

<b>1.</b>	<b>Introduction</b>	<b>3</b>
<b>2.</b>	<b>Specification</b>	<b>4</b>
<b>3.</b>	<b>Mechanical Drawing</b>	<b>7</b>
<b>4.</b>	<b>Packaging</b>	<b>8</b>
<b>5.</b>	<b>Antenna Characteristics</b>	<b>9</b>
<b>6.</b>	<b>Radiation Patterns</b>	<b>16</b>
<b>7.</b>	<b>LNA Characteristics</b>	<b>24</b>
<hr/>		
	<b>Changelog</b>	<b>27</b>

Taoglas makes no warranties based on the accuracy or completeness of the contents of this document and reserves the right to make changes to specifications and product descriptions at any time without notice. Taoglas reserves all rights to this document and the information contained herein. Reproduction, use or disclosure to third parties without express permission is strictly prohibited.


Ireland & USA  
ISO 9001:2015  
Certified



Taiwan  
ISO 9001:2015  
Certified



# 1. Introduction



The Taoglas EAHP.60 is a lightweight, embedded active multi-band GNSS antenna that has been carefully designed for high performance cm-level positional accuracy covering the full GNSS spectrum for maximum compatibility. Bands covered include GPS/QZSS L1/L2/L5/L6, GLONASS G1/G2/G3, Galileo E1/E5a/E5b/E6, BeiDou B1/B2a/B2b/B3, L-Band, QZSS L6, NAVIC L5, as well as SBAS (WAAS/EGNOS/GAGAN/SDCM/SNAS). This allows the user to use all constellations and bands to achieve higher location accuracy, as well as stability of position tracking in urban environments when used in their device.

The EAHP.60 has excellent performance across the full bandwidth of the antenna and its design has exhibits even gain across the hemisphere giving almost excellent, broad axial ratio. This makes the antenna resilient to interference and multipath rejection and provides excellent phase centre stability. The LNA used in the EAHP.60 ensures excellent out of band rejection and provides excellent positioning stability and reliability of GNSS signals.

Typical applications for the EAHP.60 include:

- Autonomous Driving, Precision Positioning for Robotics
- Precision Agriculture
- Inventory Management & Container tracking
- Telematics & Asset Tracking
- Timing Accuracy Synchronization

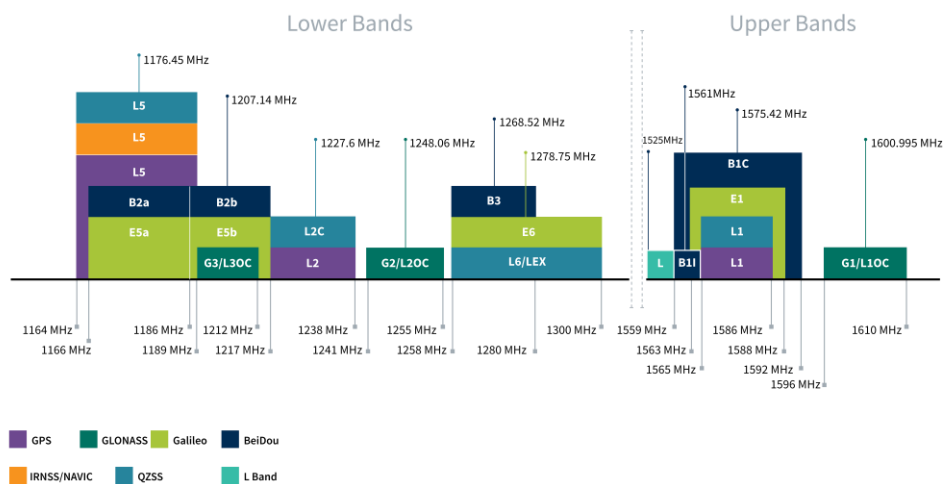
The EAHP.60 is lightweight and compact and can be mechanically integrated into a device using screws with the mounting holes through the PCB. The standard product is supplied with 100mm of RG-174 cable with an SMA(M) connector but can be fully customized for your application.

The EAHP.60 is the latest addition to an ongoing product road map of high precision antennas by Taoglas that allows you to achieve genuine cm-level accuracy for your application.

For samples, or more information how to integrate the EAHP.60 into your device, please contact your regional Taoglas customer support team.

## 2. Specification

GNSS Frequency Bands					
GPS	L1 1575.42 MHz	L2 1227.6 MHz	L5 1176.45 MHz		
	■	■	■		
GLONASS	G1 1602 MHz	G2 1248 MHz	G3 1207 MHz		
	■	■	■		
Galileo	E1 1575.24 MHz	E5a 1176.45 MHz	E5b 1201.5 MHz	E6 1278.75 MHz	
	■	■	■	■	
BeiDou	B1C 1575.42 MHz	B1I 1561 MHz	B2a 1176.45 MHz	B2b 1207.14 MHz	B3 1268.52 MHz
	■	■	■	■	■
L-Band	L-Band 1542 MHz				
	■				
QZSS (Regional)	L1 1575.42 MHz	L2C 1227.6 MHz	L5 1176.45 MHz	L6 1278.75e6	
	■	■	■	■	
IRNSS (Regional)	L5 1176.45 MHz				
	■				
SBAS	L1/E1/B1 1575.42 MHz	L5/B2a/E5a 1176.45 MHz	G1 1602 MHz	G2 1248 MHz	G3 1207 MHz
	■	■	■	■	■



GNSS Bands and Constellations

GNSS Electrical									
Frequency (MHz)	1176.45	1207	1227.6	1248	1278.75	1542	1561	1575.42	1603
VSWR (max.)	1.2:1	1.1:1	1.1:1	1.5:1	1.4:1	1.4:1	1.5:1	1.3:1	1.4:1
Passive Antenna Efficiency (%)	65.84	66.6	72.85	75.74	67.42	60.04	55.58	52.95	47.65
Passive Antenna Gain at Zenith (dBi)	6.67	6.24	6.76	6.76	6.27	4.74	3.74	3.74	2.57
Axial Ratio (dB)	2.94	3.08	1.7	0.89	0.66	1.84	1.63	1.51	1.27
PCO_x (cm)	0.05	0.49	0.49	0.45	0.45	0.22	0.23	0.2	0.15
PCO_y (cm)	-1.68	-1.34	-1.14	-1.27	-1.33	-1.16	-1.24	-1.27	-1.28
PCV (cm)	0.5	0.6	0.6	0.6	0.5	0.1	0.1	0.1	0.1
Group Delay Mean (ns)	9.65	10.69	10.89	12.47	12.17	11.23	11.3	10.85	10.8
Polarization	RHCP								
Impedance	50 $\Omega$								
Tested on a 30x30cm Ground Plane									

LNA and Filter Electrical Properties									
Frequency (MHz)	1176.45	1207	1227.6	1248	1278	1542	1561	1575.42	1603
Gain (dB)	27.3	25.3	25.9	25.3	25.0	27.1	27.2	26.2	26.2
Noise (dB)	3.7	3.1	4.8	3.9	4	3.8	4.2	4.3	3.8
Voltage In	1.8V~5.5V								
ESD	$\pm 20$ KV for Contact and $\pm 25$ KV for Air								
Out Of Band Rejection	70dB for frequencies <1GHz 60dB for frequencies <1.7GHz								
Power Consumption (mA)	18 $\pm$ 3								
LTE Band 13 interference filter circuit INCLUDED									

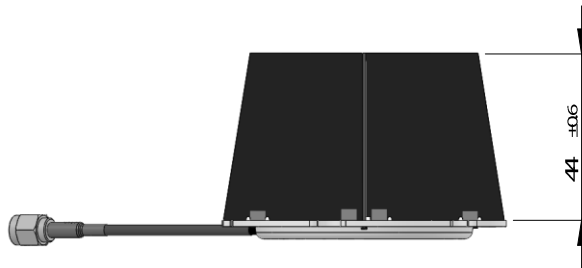
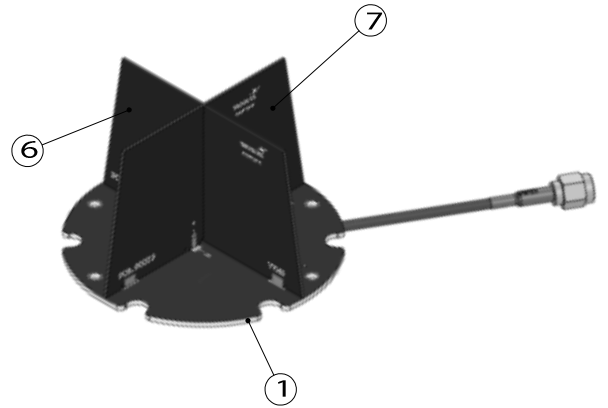
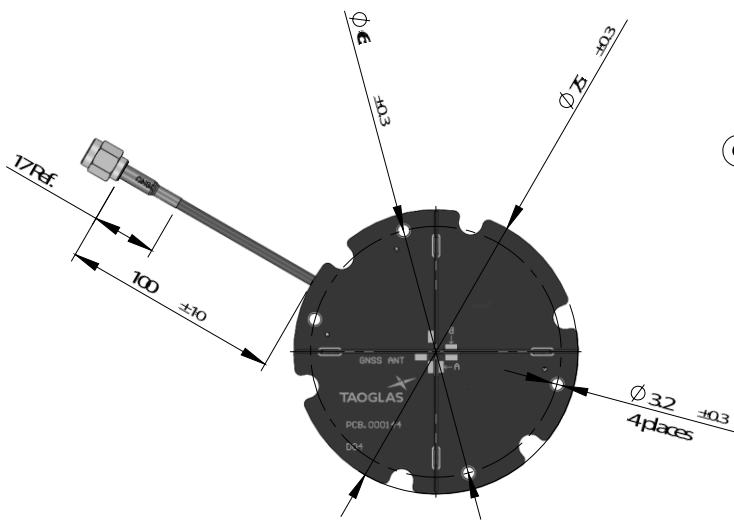
### Mechanical

<b>Dimensions</b>	Ø75 x 44mm
<b>Weight</b>	75g
<b>Connector</b>	SMA(M) ST
<b>Cable</b>	RG-174

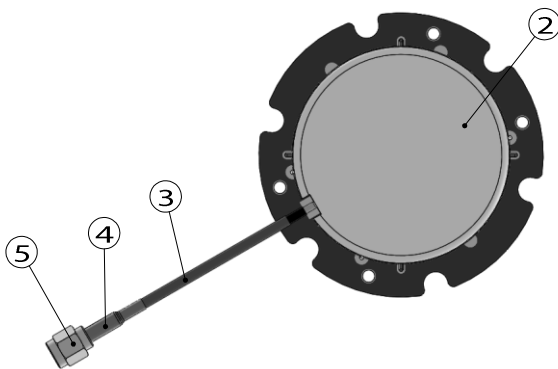
### Environmental

<b>Operation Temperature</b>	-40°C to 85°C
<b>Storage Temperature</b>	-40°C to 85°C
<b>Relative Humidity</b>	Non-condensing 65°C 95% RH

### 3. Mechanical Drawing



	Name	Material	Finish	Qty
1	PCB_XAHP/EAHP.60			1
2	Shielding case	SPTE0.2t	Tin Plated	1
3	RG-174 cable	PVC	Black	1
4	Heat Shrink Tube(GNS)	PE	Blue Tube/White Text	1
5	SMA(MST) Plug_for RG-316/RG-174	Brass	Au Plated	1
6	XAHP.60A	FR40.8t	Black	1
7	XAHP.60B	FR40.8t	Black	1

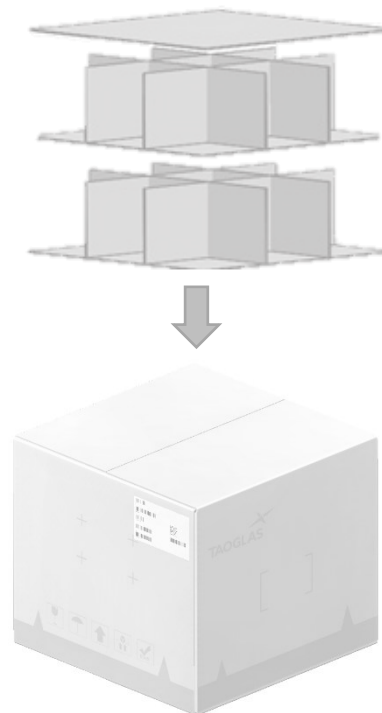


## 4. Packaging

1 pcs per static bag  
 Bag dimensions: 180x250mm  
 Weight: 0.35kg





36pcs per carton  
 Carton Dimensions: 370x370x300mm  
 Weight: 2.5kg



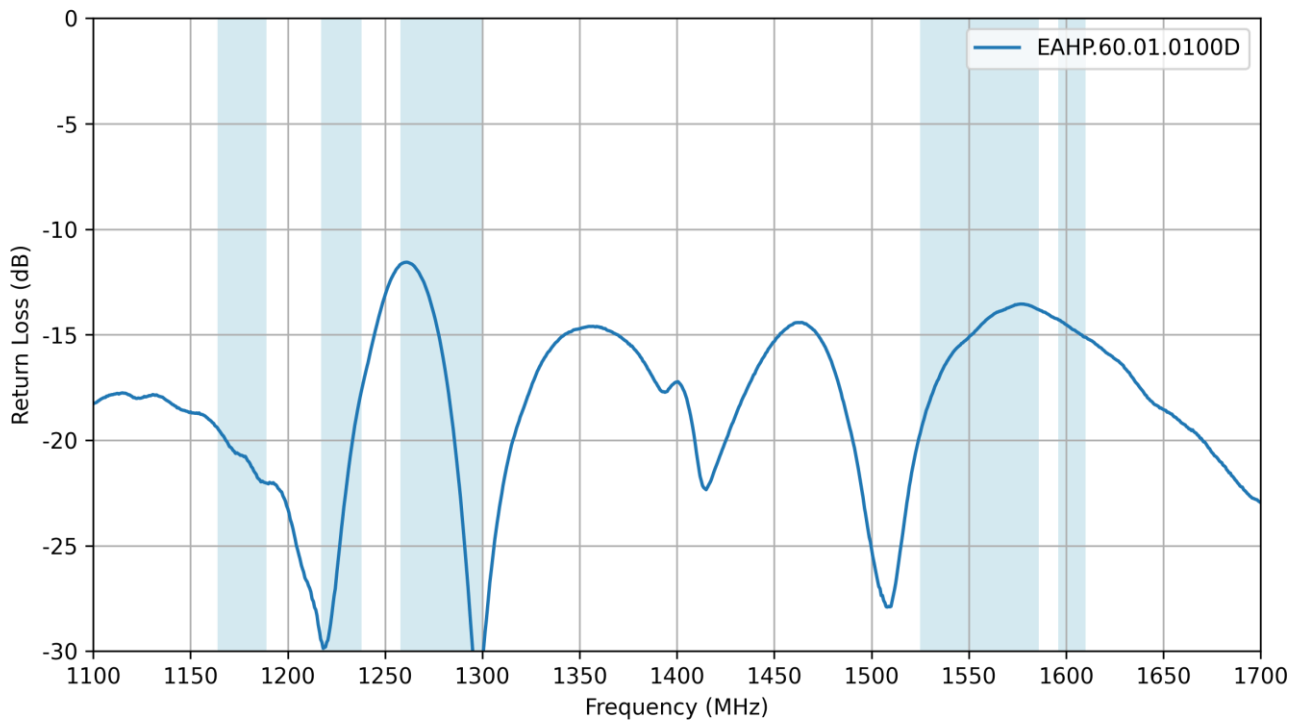
## 5. Antenna Characteristics

### 5.1 Test Setup

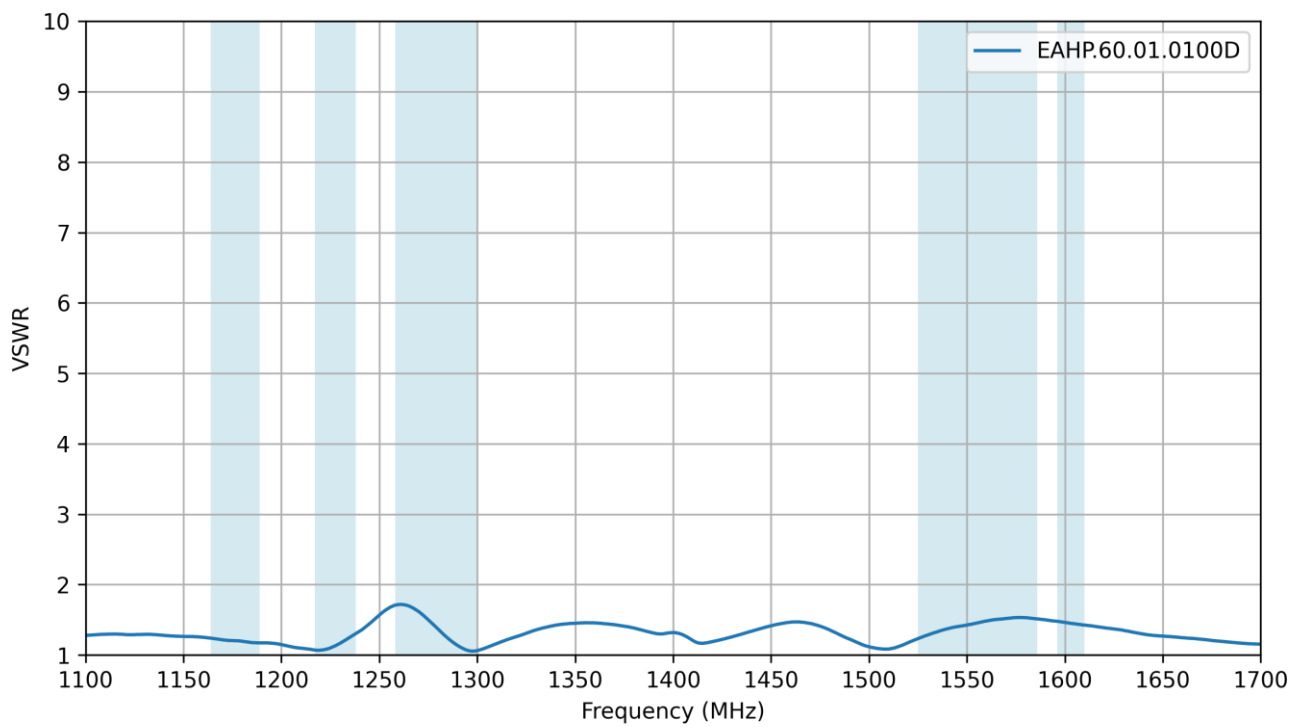


VNA Test Set-up on a 30x30cm Ground Plane

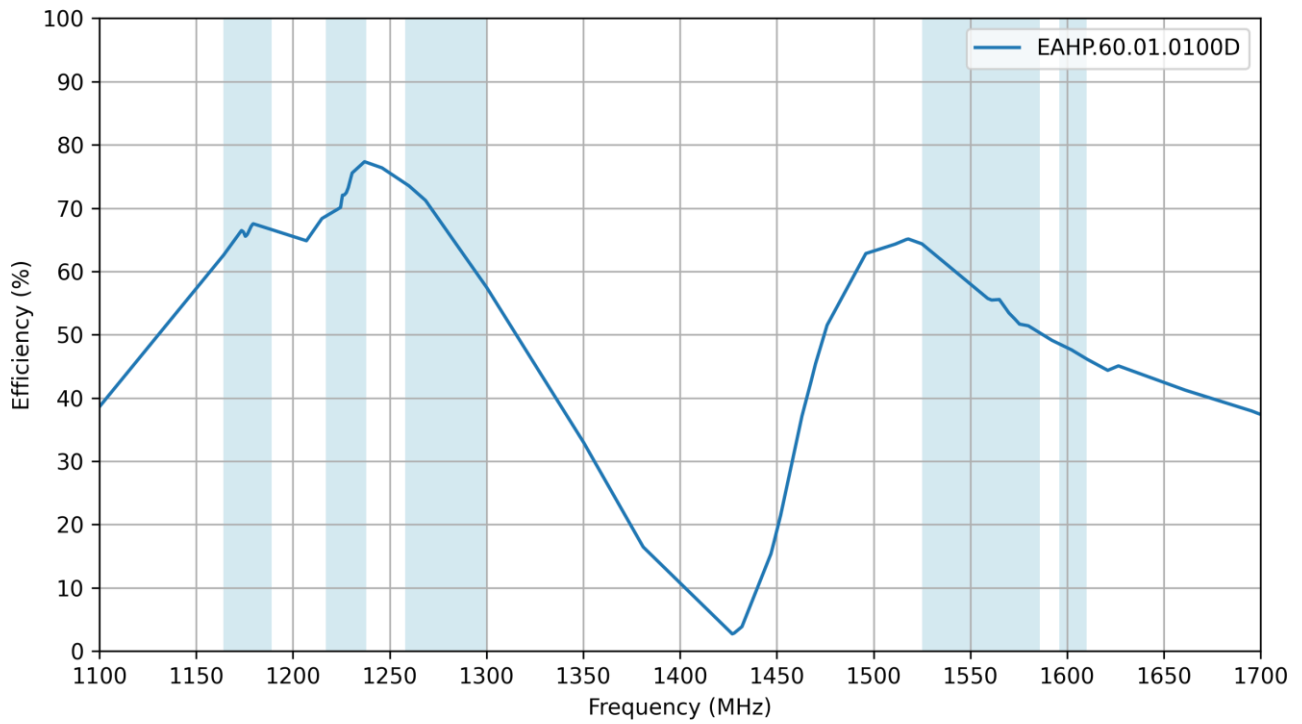
## 5.2 Return Loss



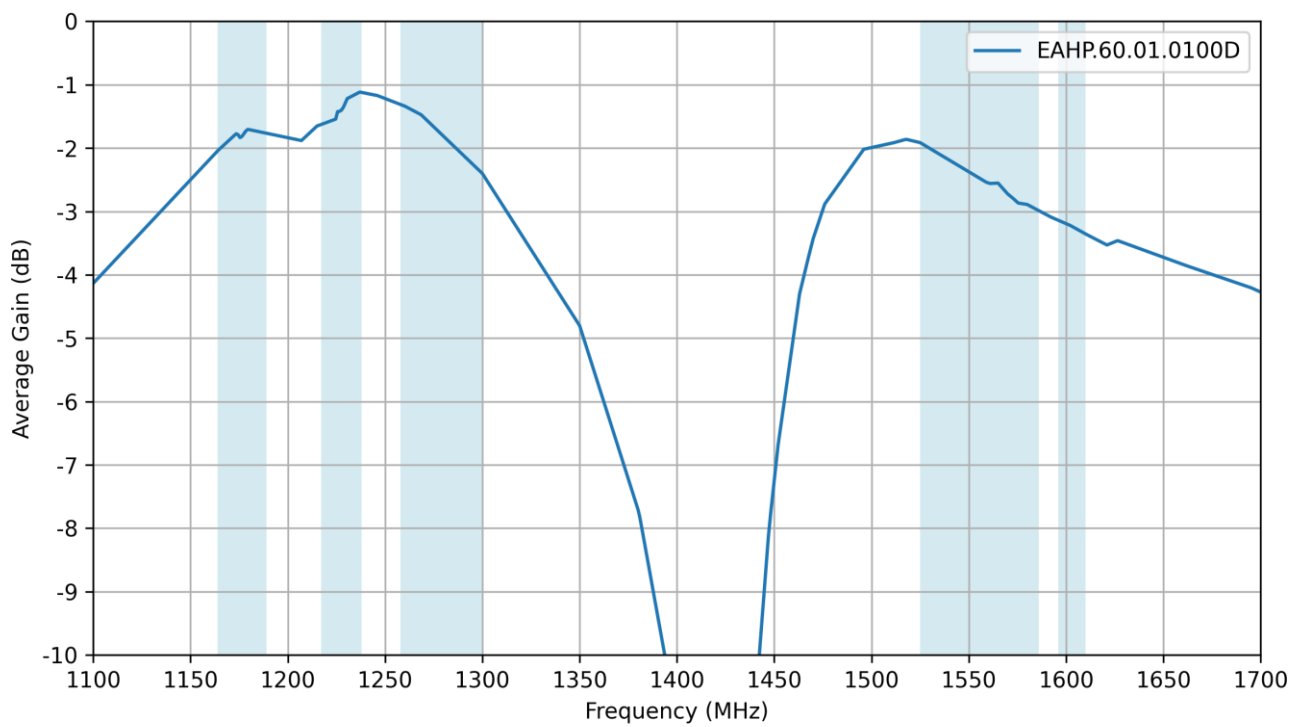
## 5.3 VSWR



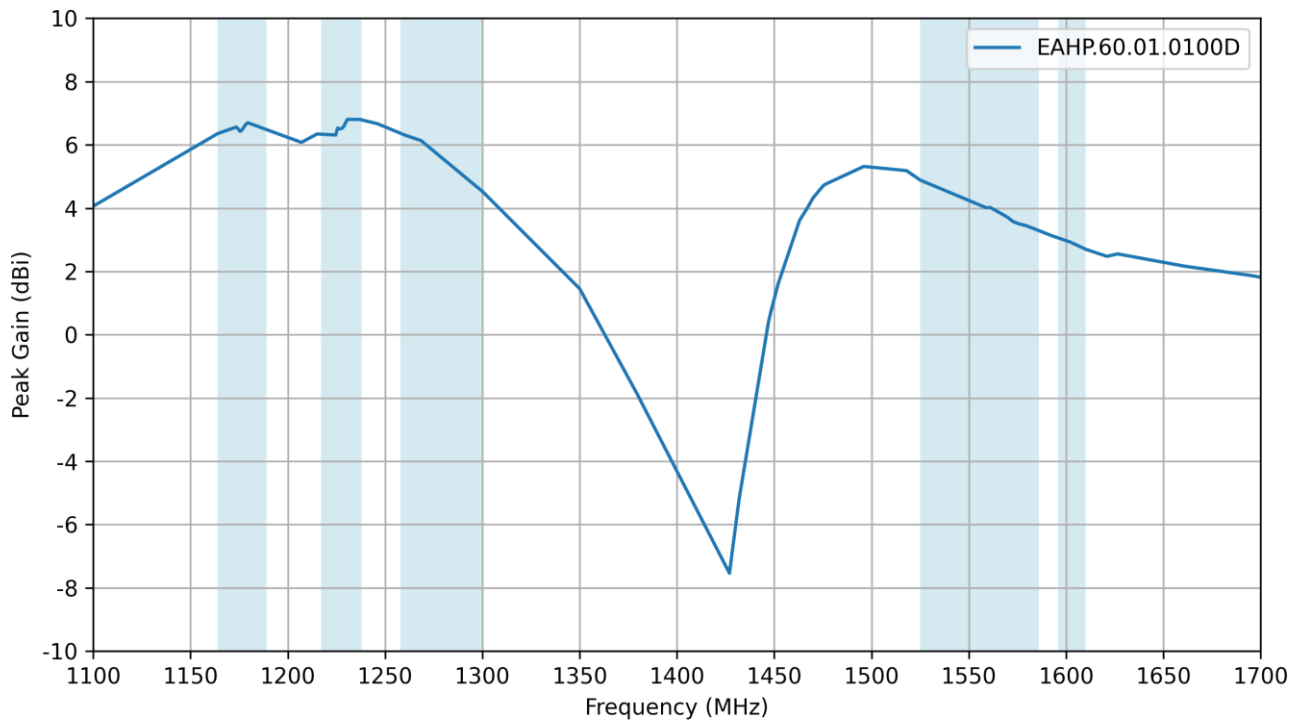
## 5.4 Efficiency



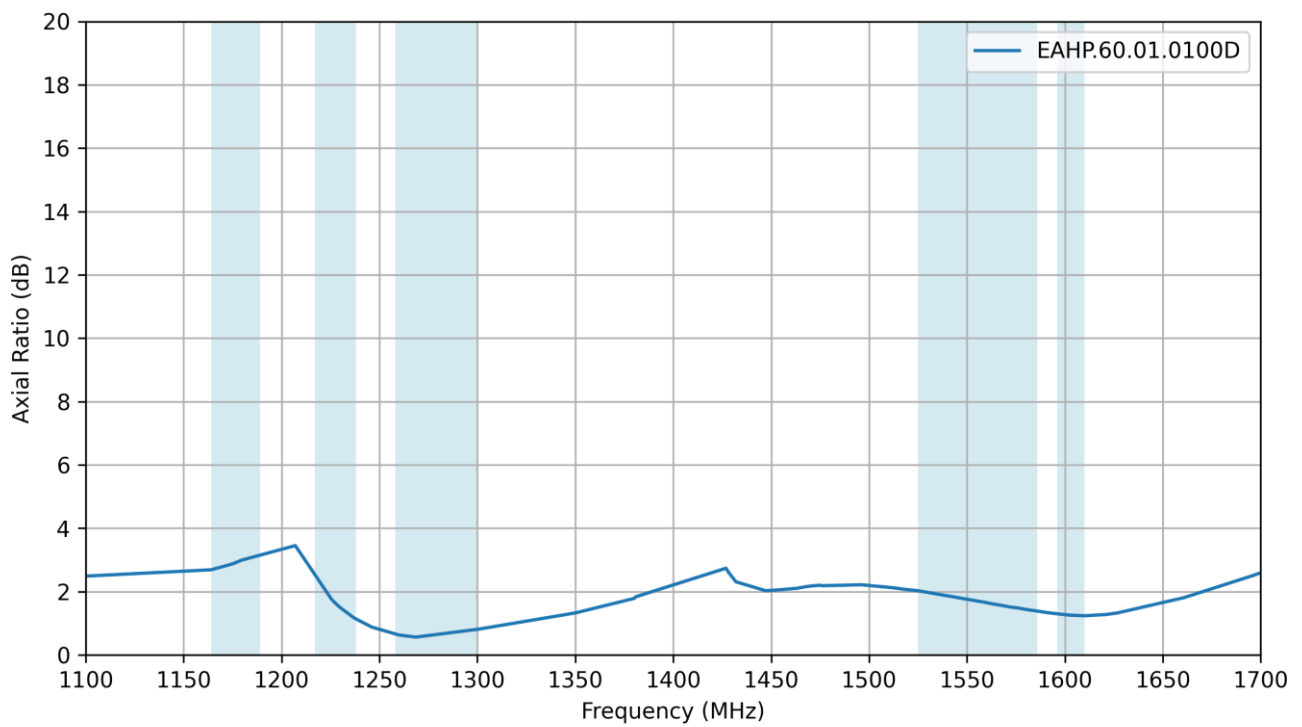
## 5.5 Average Gain



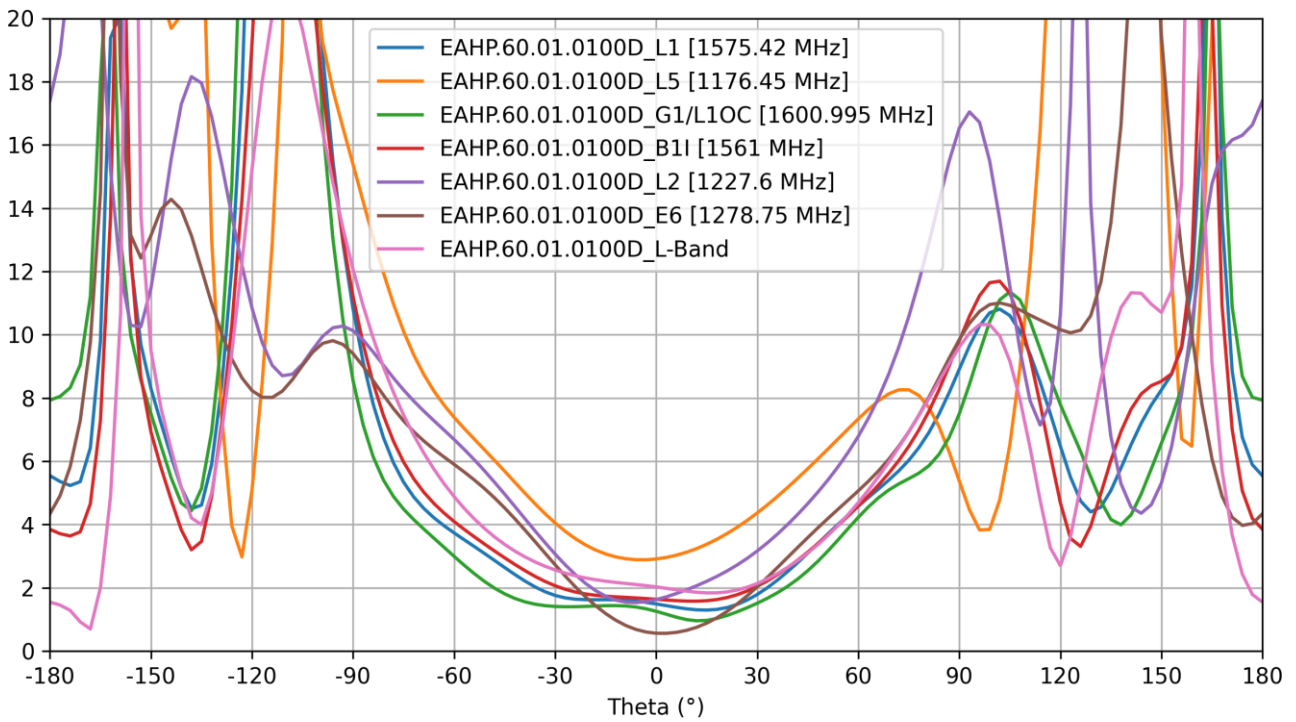
## 5.6 Peak Gain



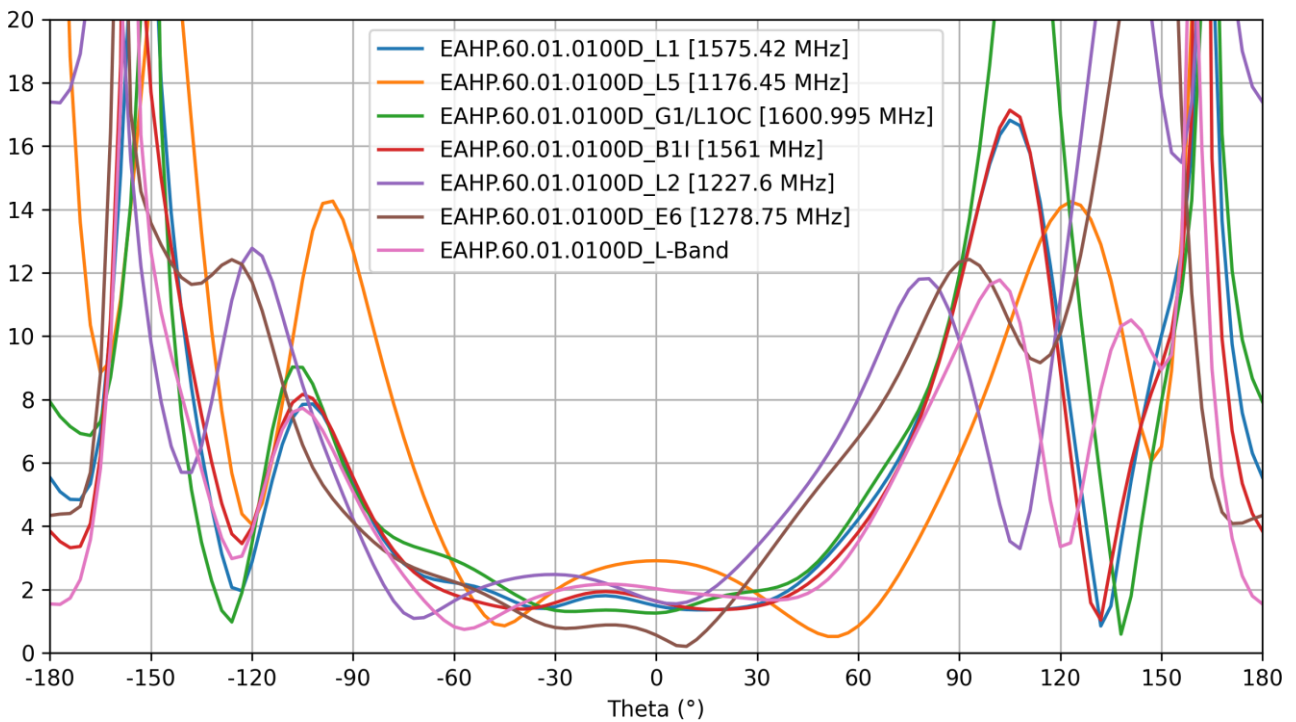
## 5.7 Axial Ratio



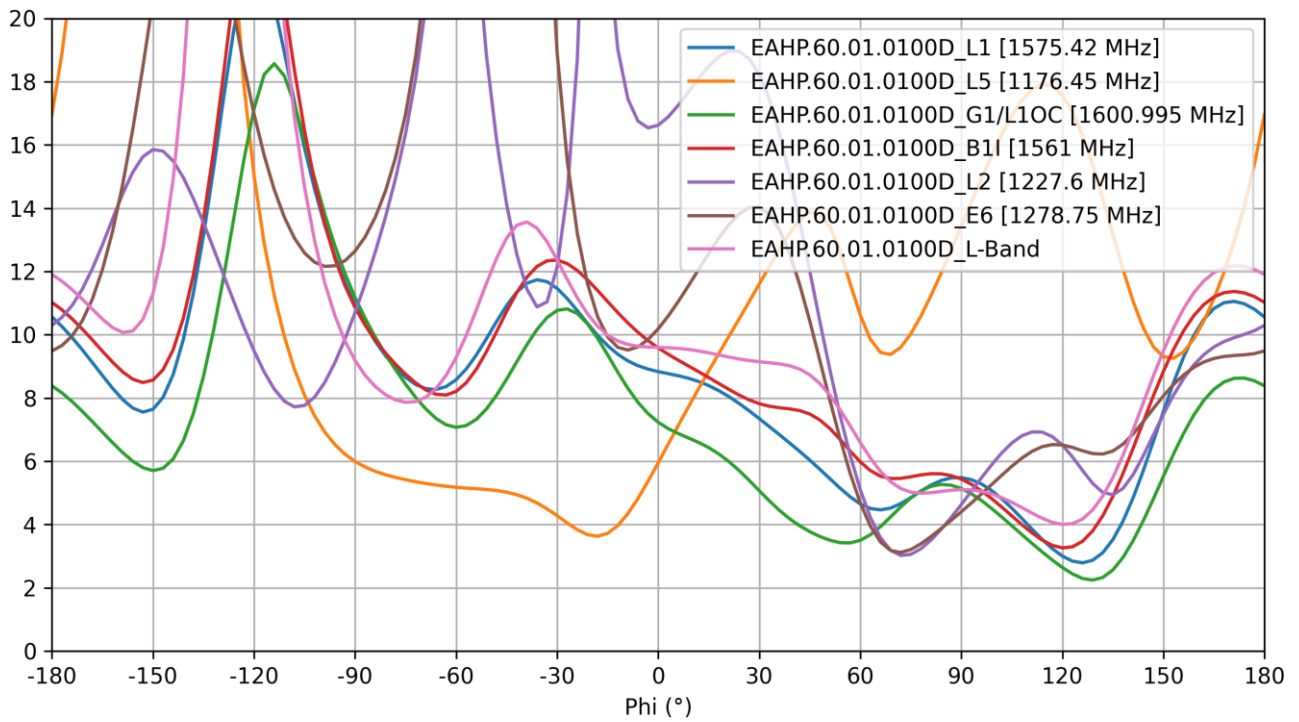
### 5.8 AR vs Angle for Phi=0



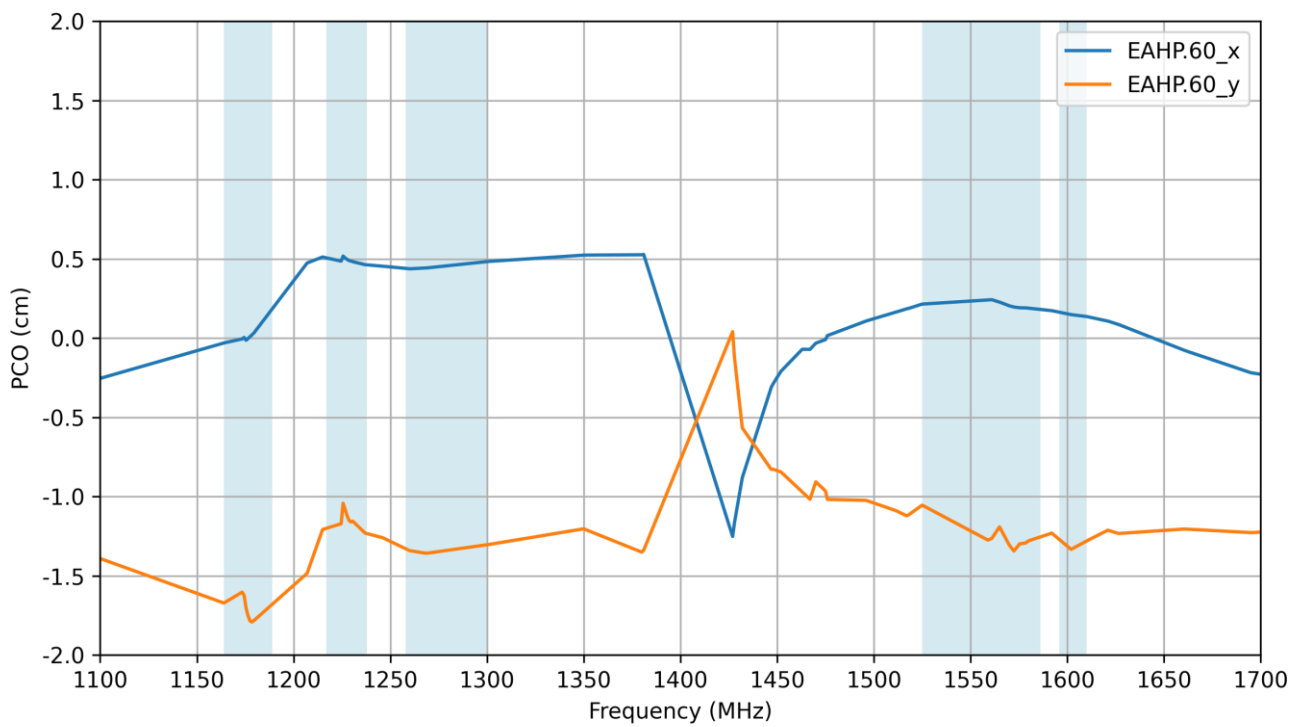
### 5.9 AR vs Angle for Phi=90



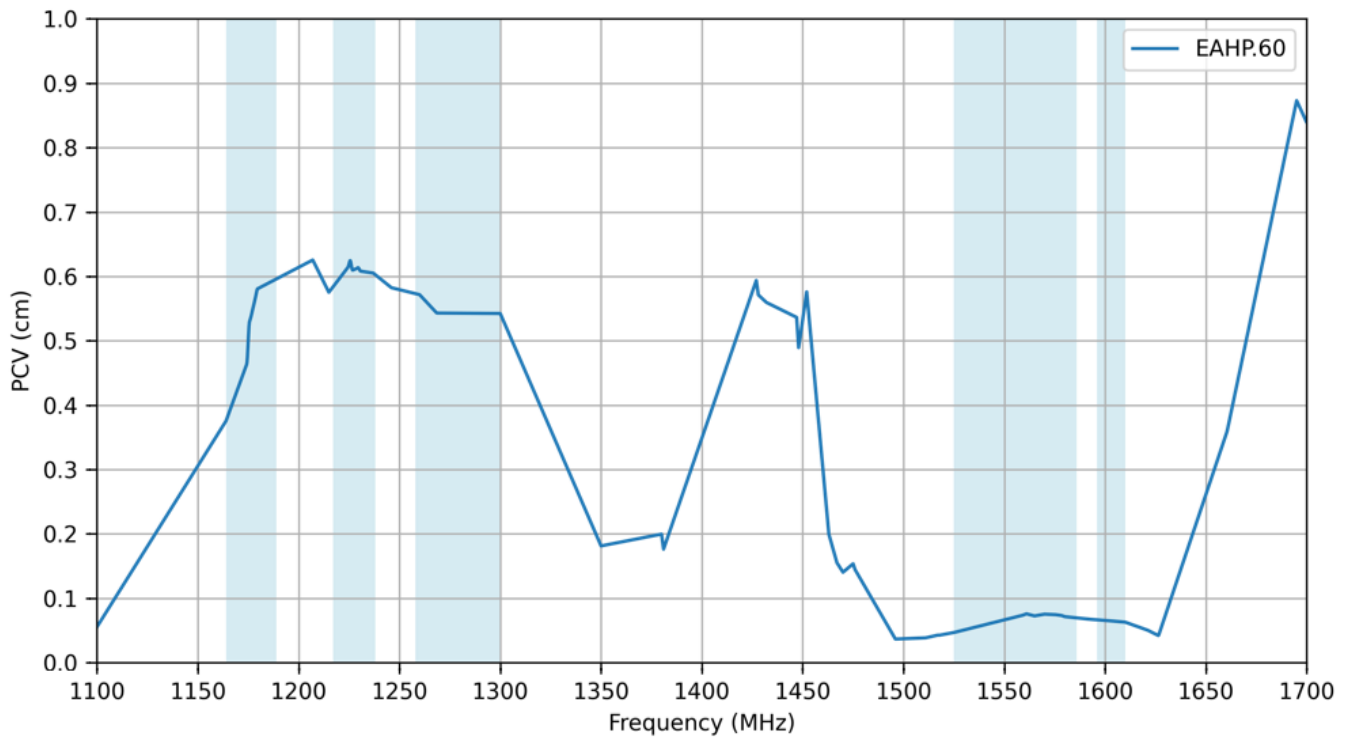
### 5.10 AR vs Angle for Theta=90



### 5.11 PCO


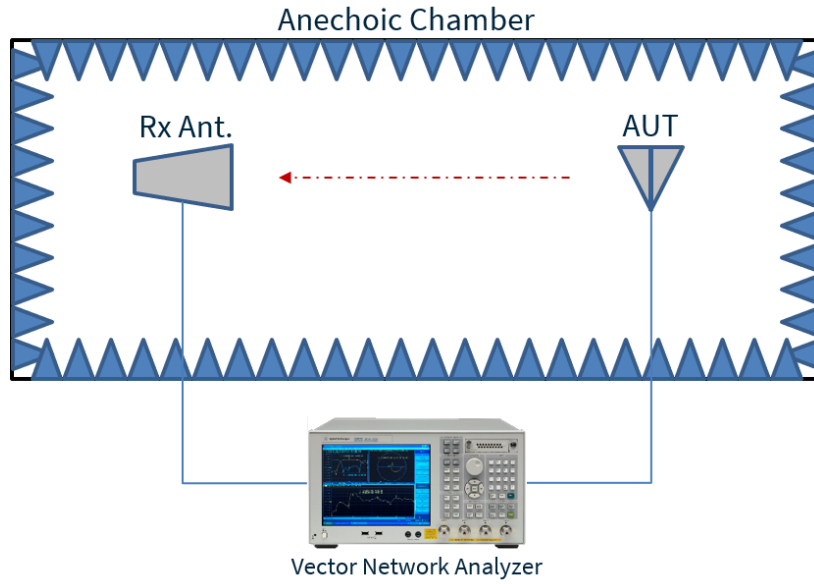


## 5.12 PCV



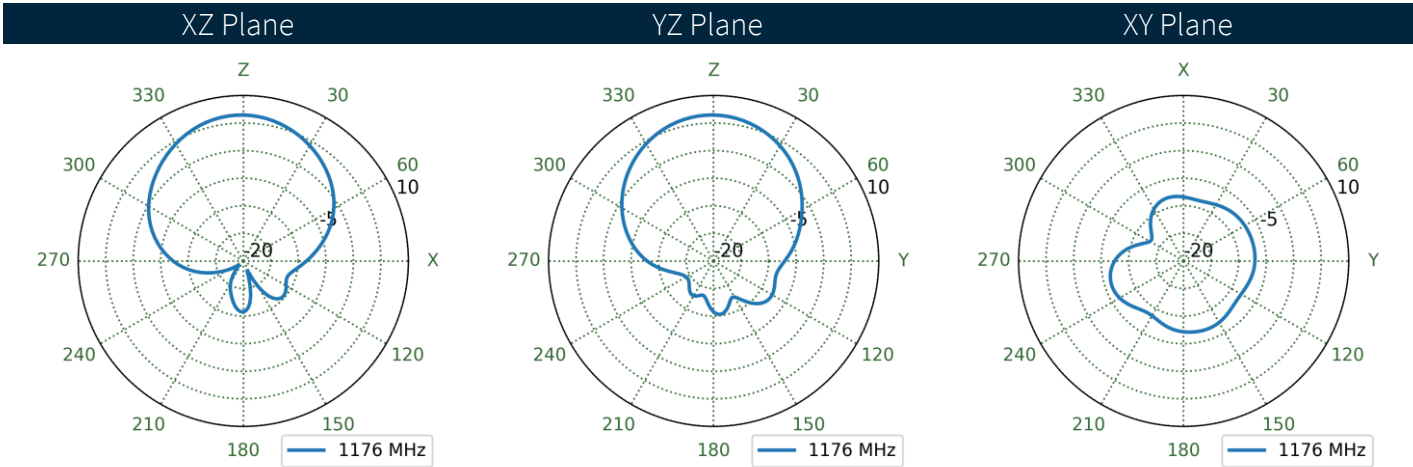
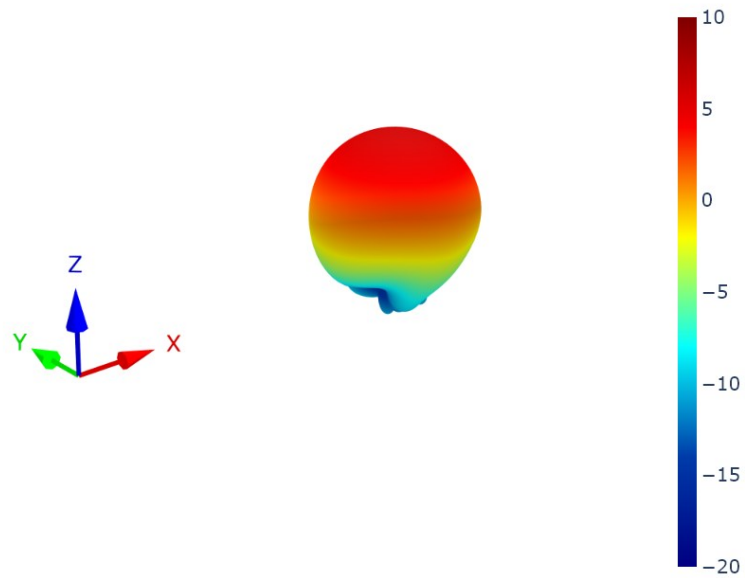
## 6. Radiation Patterns

### 6.1 Test Setup

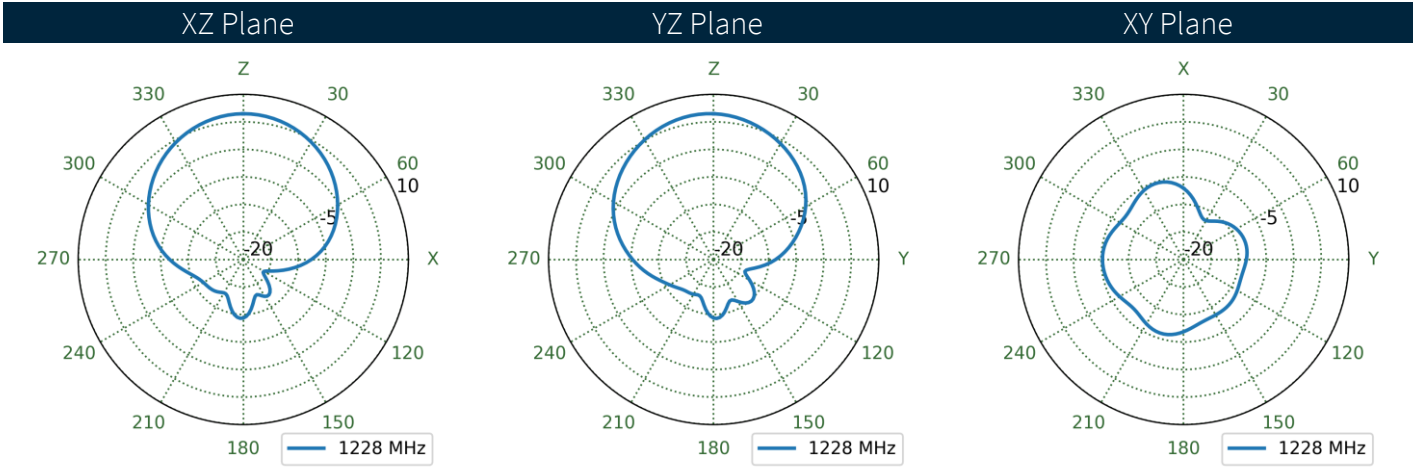
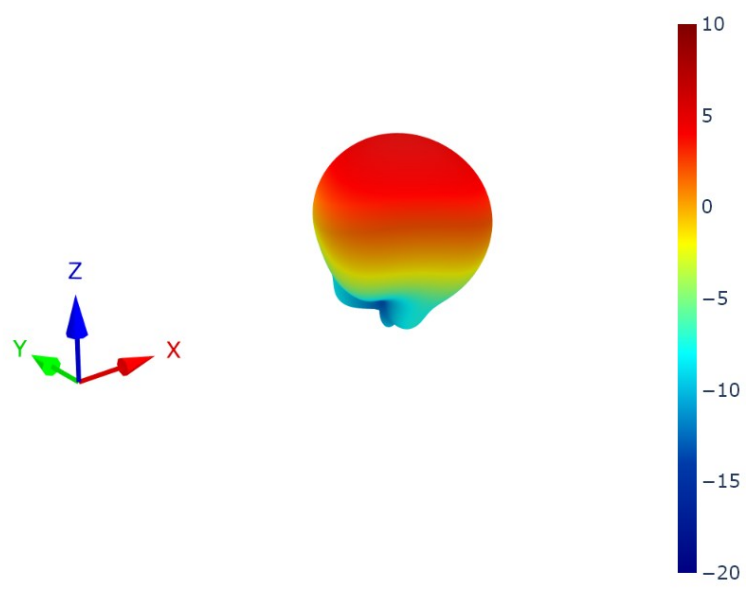


Chamber Test Set-up on a 30x30cm Ground Plane

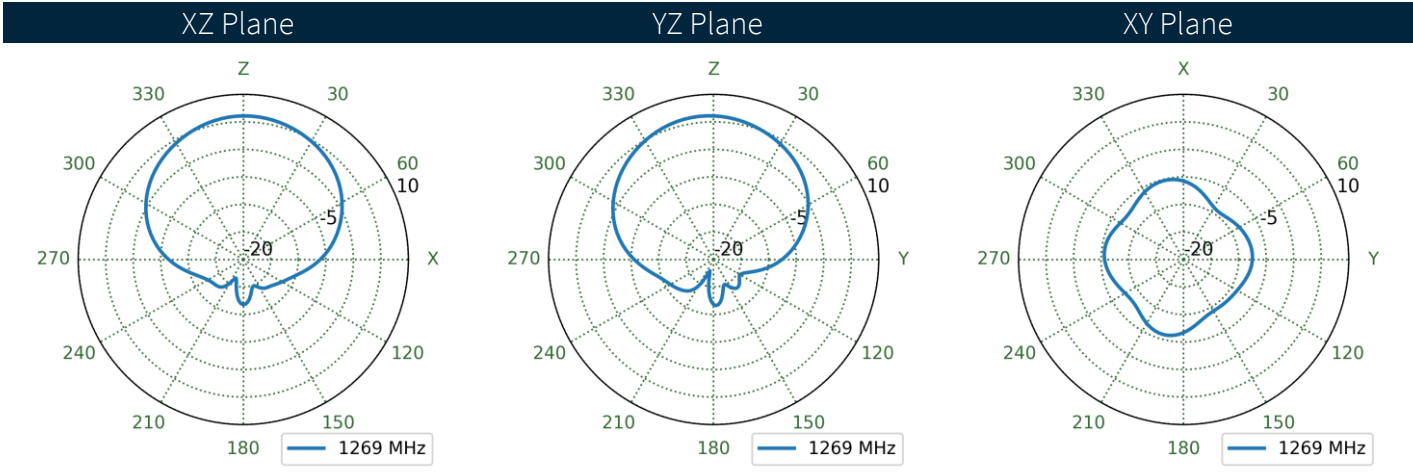
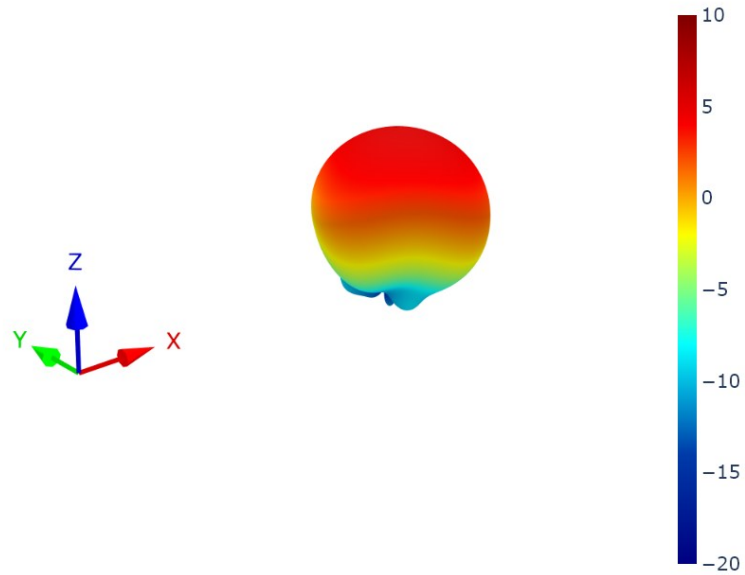
6.2 Patterns at 1176 MHz



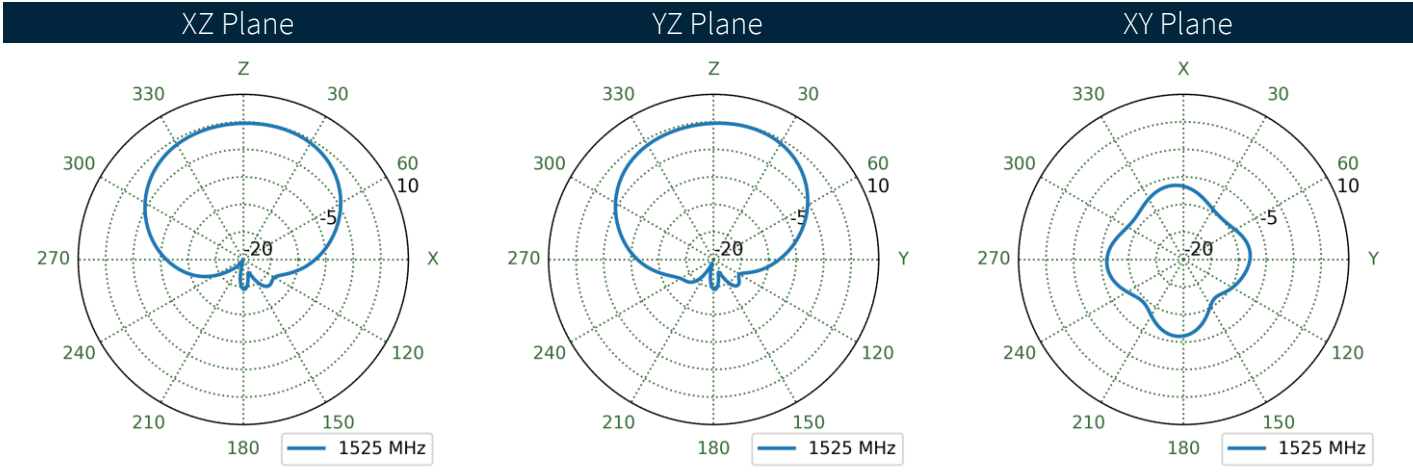
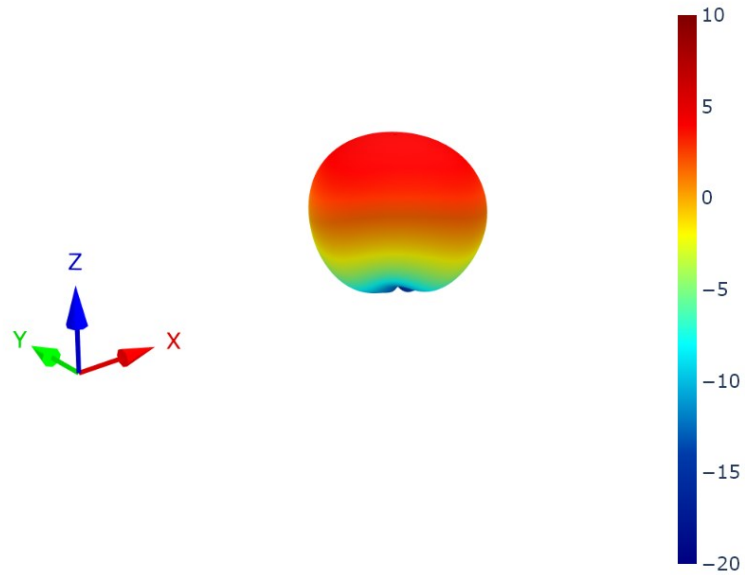
6.3 Patterns at 1228 MHz



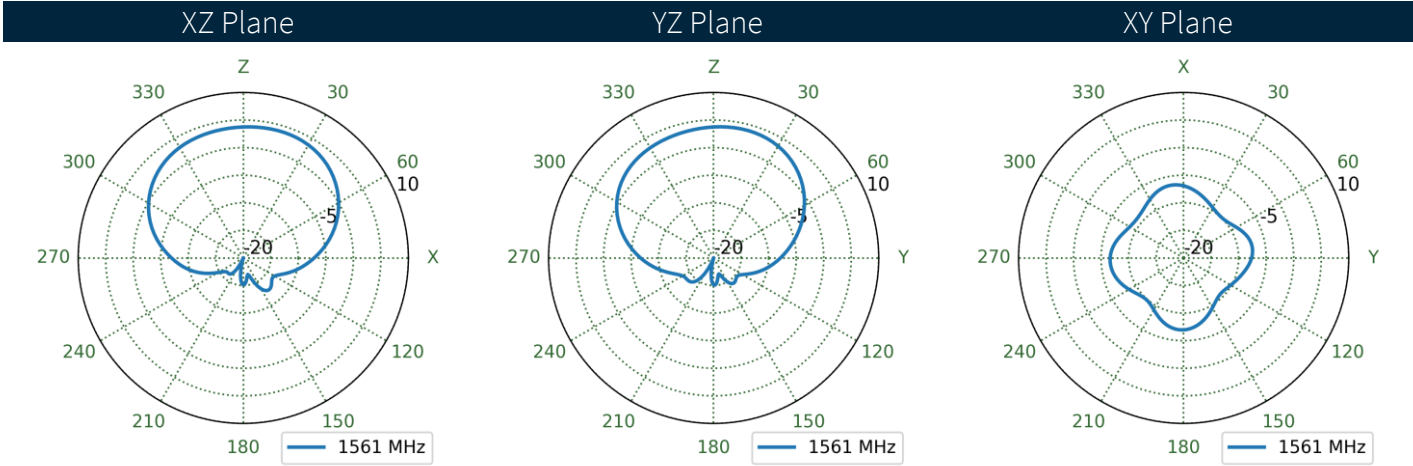
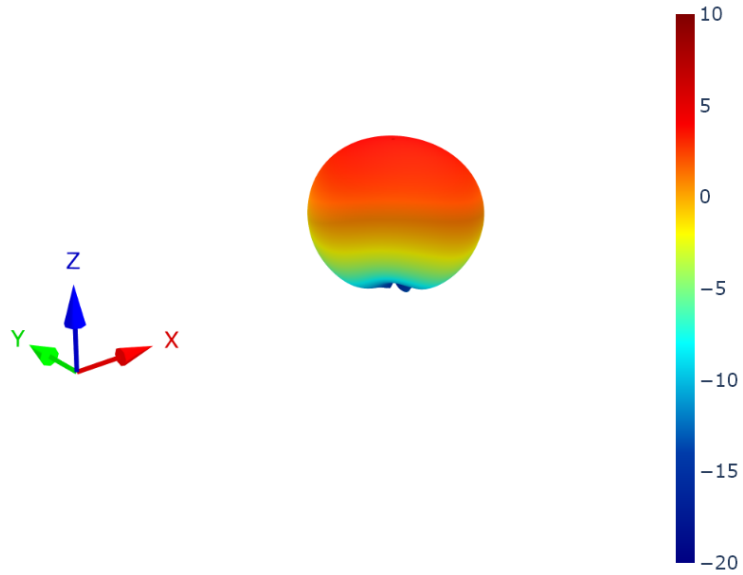
6.4 Patterns at 1278 MHz



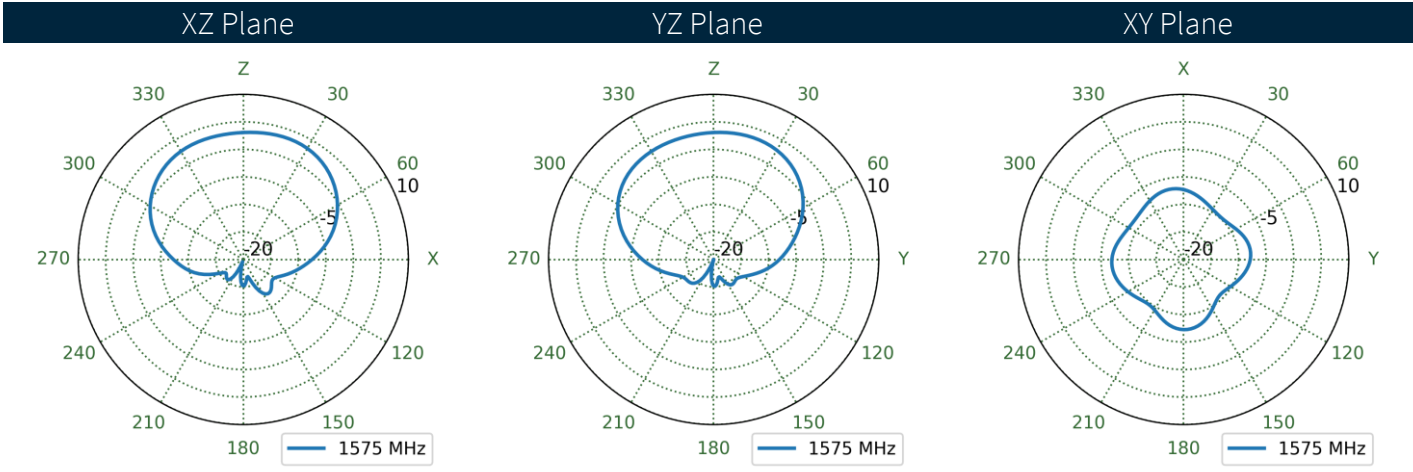
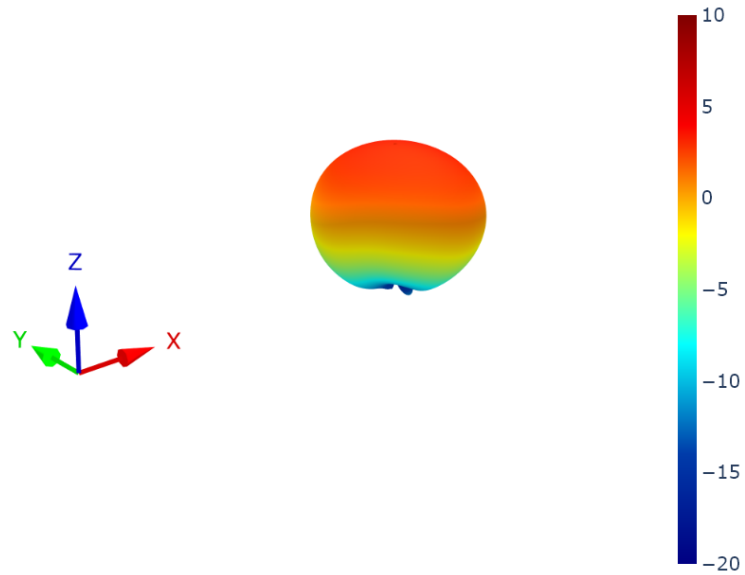
6.5 Patterns at 1542 MHz



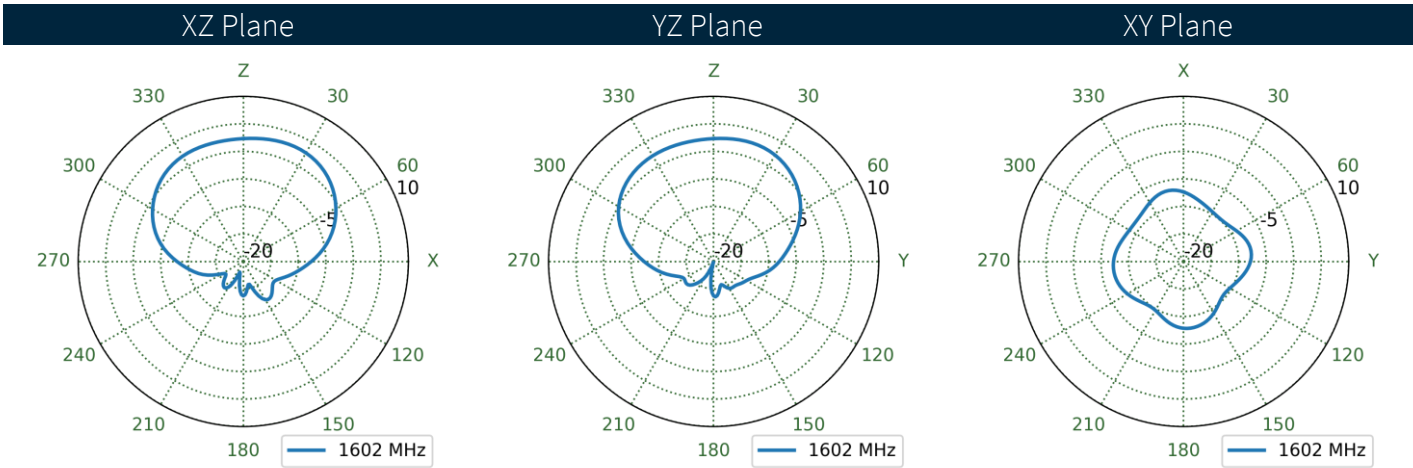
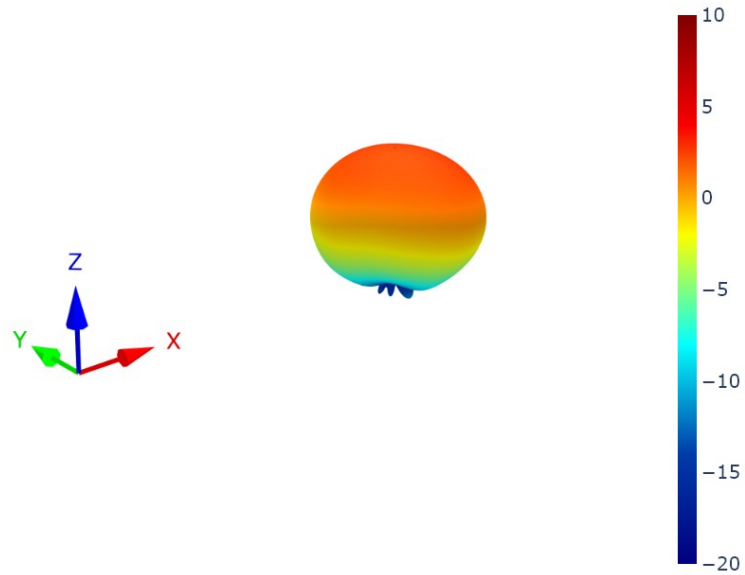
## 6.6 Patterns at 1561 MHz



6.7 Patterns at 1576 MHz

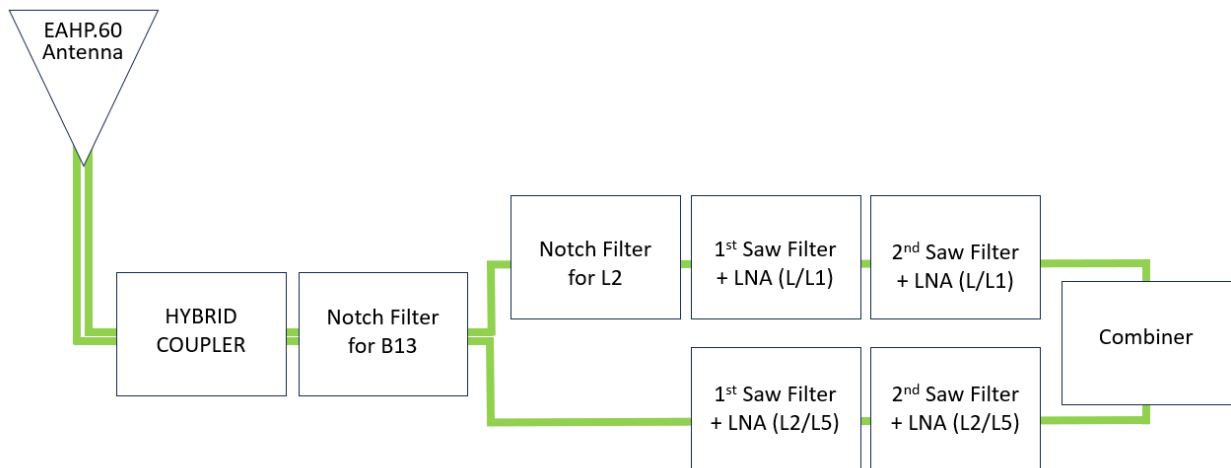


6.8 Patterns at 1602 MHz

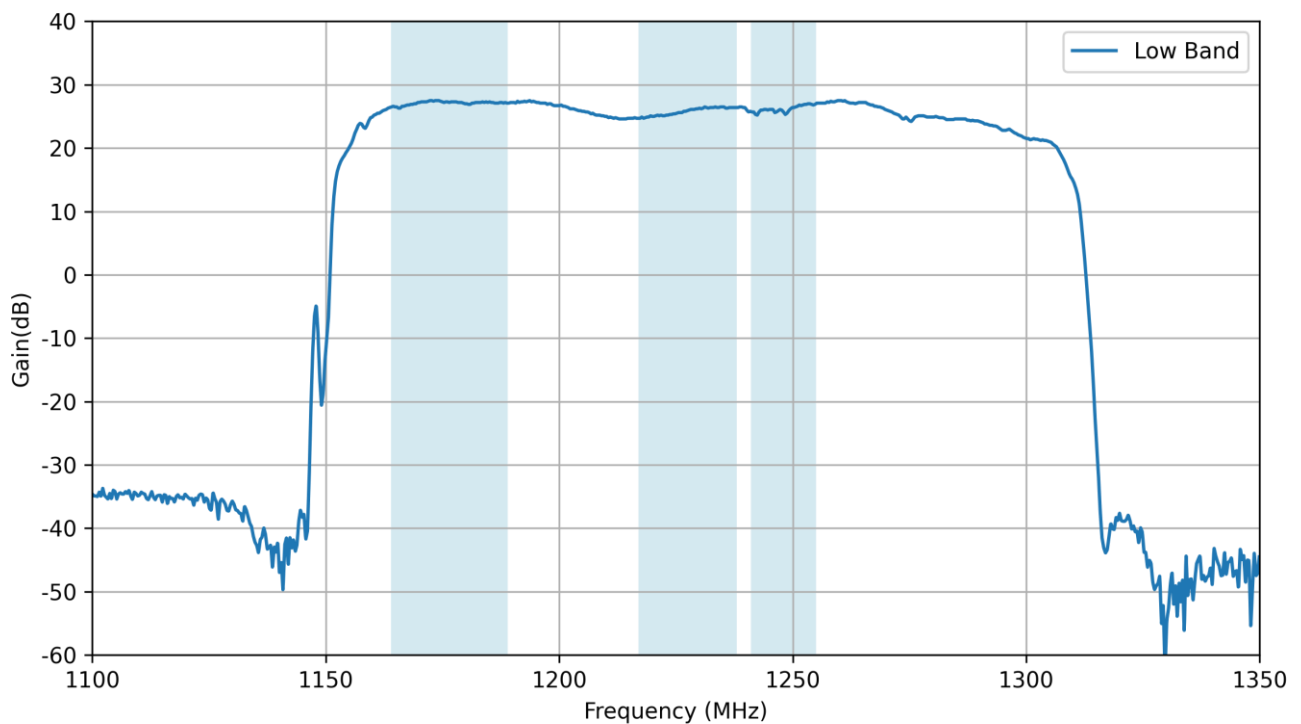


## 7. LNA Characteristics

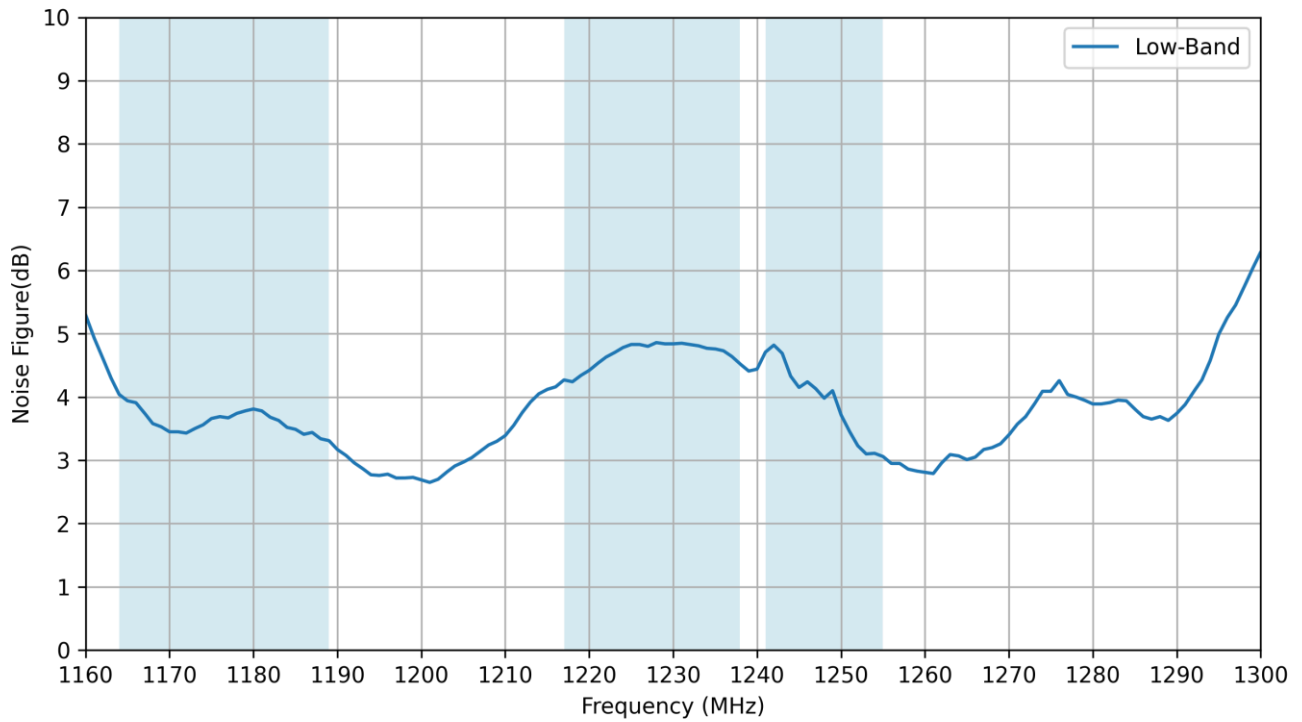
### 7.1 Block Diagram



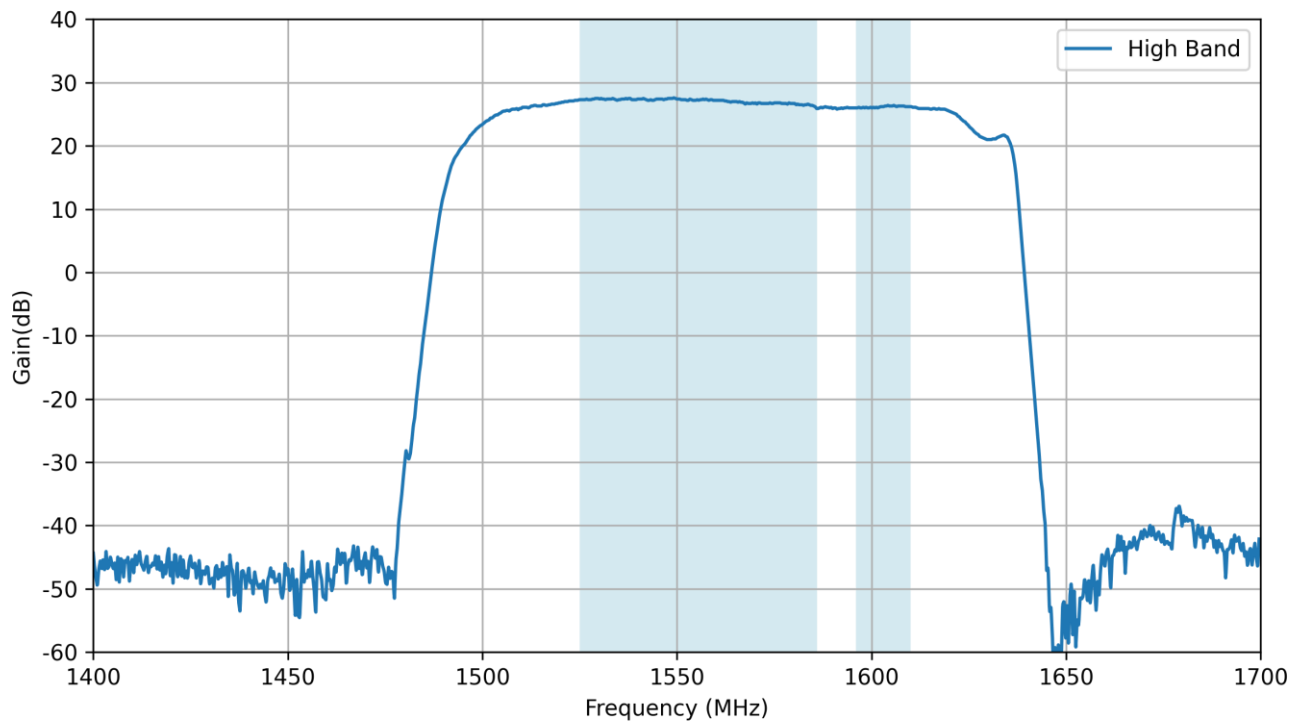
### 7.2 Low-Band - Gain



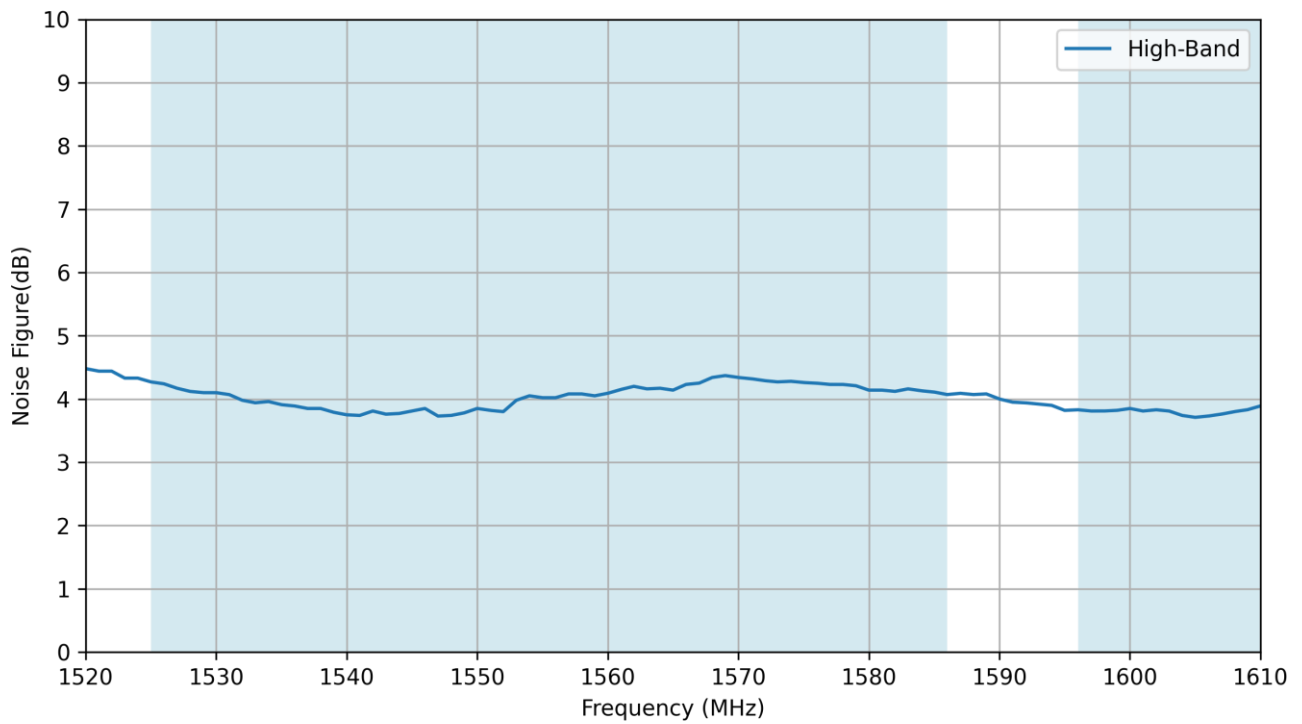
### 7.3 Low-Band – Noise Figure



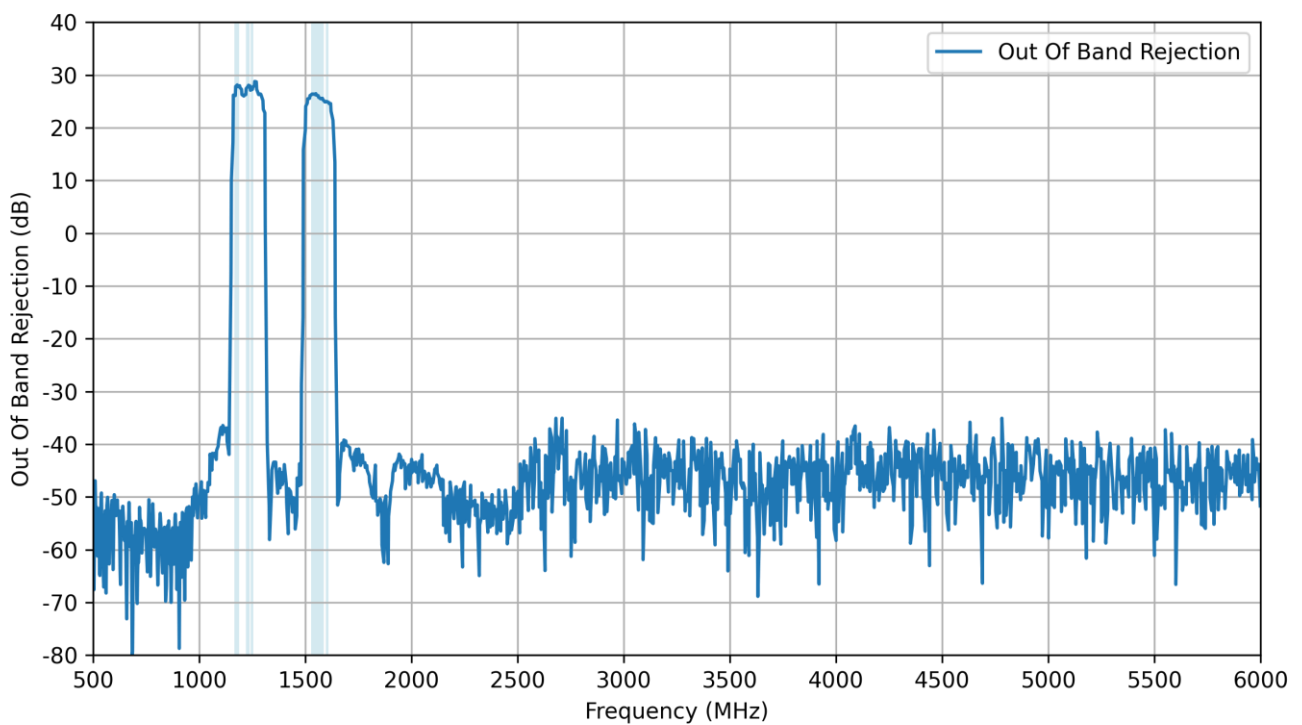
### 7.4 High-Band Gain



## 7.5 High-Band Noise Figure



## 7.6 Out Of Band Rejection



Changelog for the datasheet

**SPE-24-8-246 – EAHP.60.01.0100D**

**Revision: A (Initial Release)**

Date: 2024-10-03

Notes: Initial Datasheet Release

Author: Gary West

**Previous Revisions**




[www.taoglas.com](http://www.taoglas.com)



## X-ON Electronics

Largest Supplier of Electrical and Electronic Components

*Click to view similar products for [Antennas](#) category:*

*Click to view products by [Taoglas](#) manufacturer:*

Other Similar products are found below :

[930-033-R](#) [EXE902SM](#) [108-00014-50](#) [66089-2406](#) [A09-F8NF-M](#) [A09-F5NF-M](#) [RGFRA1903041A1T](#) [W1049B090](#) [TRABT1560](#)  
[WTL2449CQ1-FRSMM](#) [CPL9C](#) [CB27S](#) [0600-00060](#) [Y4503](#) [PAL90209H-FNF](#) [GD53-25](#) [MAF94051](#) [S9025PLSMF](#) [QWFTB120](#)  
[MAF94300](#) [FG4403](#) [BB1442NR](#) [GPSCPMM00](#) [ANTDOM-05-01-WPM](#) [ANT-WP868SMA-Y](#) [EXW30BNX](#) [S4908WBFNM](#) [B4305CN](#)  
[C27](#) [C27S](#) [CBNC58](#) [EXH160MXI](#) [EXH160SFK](#) [EXC902SM](#) [CB27](#) [ABFT](#) [BB4502NR](#) [B4502N](#) [S4908WBFNF](#) [NMOQ88C](#) [NMOQB](#)  
[NMOQC](#) [ANT-GSMGPSPUKS](#) [60210](#) [60140](#) [ANT-8WPIG-UFL](#) [ANT-GPSPUKS](#) [A21H0](#) [29000863](#) [29000848](#)