CATALOGUE 2020/2021

Professional tool solutions

Made in Germany

ONE THING THAT HASN’T CHANGED.
ACCURACY IS STILL OUR PASSION.

For over 150 years, the name STAHLWILLE has been a byword for innovative premium handtools that are »Made in Germany«. With its intelligent torque technology and tool systems, high-grade tightening tools and individual solutions for tool storage in a modern design, STAHLWILLE continues to redefine standards. The company unites all the outstanding features of traditional German forging, state-of-the-art production techniques and digital technologies – from classic handtools and automatic calibration systems through to interconnected tool solutions for the next generation, STAHLWILLE is recognised as being a leading, worldwide pace-setter in the handtools industry.

CONTENTS

Factory and workshop equipment, sets of tools
>> Page 9

1

Spanners
>> Page 83

2

Sockets, drive parts
and adapters for manual drives
>> Page 107

3

IMPACT sockets, drive parts
and adapters for power drives, bits
>> Page 167

4

Torque tools,
torque testers
>> Page 187

5

Screwdrivers
>> Page 253

6

Pliers & cutters
>> Page 271

7

Pipe-handling tools, hammers, chisels, files,
miscellaneous tools
>> Page 299

8

Pullers
>> Page 319

9

Special-purpose tools for automotive
>> Page 327

10

VDE tools
>> Page 373

11

STAHLWILLE DAPTIQ®.
ENABLING THE NETWORKED DIMENSION OF HANDTOOLS.

Wherever professional tool solutions are used, computerisation and automation also play a pioneering role. Industry 4.0 is on everyone's lips – and those who computerise their processes will benefit from increased efficiency and transparency as well as higher process capability.

This is why STAHLWILLE is already leading the field today with a range of products that can be interconnected and networked and that open the door to a new future. Discover DAPTIQ® and its many applications: WORK, CHECK and STORE.

Solutions for the production environment.
The WORK application area includes tools that interact smoothly with the production planning and control system (PPC). The PPC can transmit messages to the MANOSKOP® display, read out data and adjust settings.

CHECK

The easy way to schedule test equipment planning.
The products developed for the CHECK application area communicate with IMTE management and CAQ. The superordinate system has access to all the test data all the time. The user is not required to do anything – all the data and logs of the calibration process are securely transmitted.

STORE

Inventory control and more.
STORE stands for the storage solutions of the future: even the most extensive tool sets can be checked for completeness within a few seconds. All the data is immediately available in the ERP system.

A WORLDWIDE PRESENCE.
AND IN CLOSE CONTACT WITH THE CUSTOMER.

Professional users on all continents rely on the quality and performance of STAHLWILLE tool solutions. Hardly surprising, when you think that we and our well established sales network are always close at hand. With its experienced application engineers, STAHLWILLE has also proven its competence as a project partner and its reliability as a supplier in countless projects around the globe, for example in aviation, transport, power generation and general industry.

S. 001-007 Vorlaufseiten ES DE EN 2019-12-18.indd 4 18.12.2019 13:36:30

SOPHISTICATED – DOWN TO THE LAST DETAIL.
OUR HIGHLIGHTS AT A GLANCE.

The name STAHLWILLE has always stood for tools that go well beyond the standard solution. The commitment has always been to deliver that additional decisive detail, greater accuracy, better thought-out and technologically more advanced products. Our customers know this worldwide, across all industries.

Flexible rod principle
Mechanical torque wrenches from STAHLWILLE have a wear-resistant trigger system with a flexible rod. In contrast to conventional torque wrenches with spiral springs, the STAHLWILLE system eliminates one key work step: once the fastener has been tightened, it is not necessary to reset the wrench to »0«.

More detailed information on the flexible rod system can be found at
www.stahlwille.de/videos/flexible-rod-system

Electromechanical triggering
The best of both worlds: electromechanical torque wrenches from STAHLWILLE combine the uncompromising accuracy of an electronic torque tool with the comforting tactile feedback of a mechanical trigger mechanism.

More detailed information on the electromechanical trigger mechanism can be found at
www.stahlwille.de/videos/em-click-trigger

Fine tooth ratchet mechanisms
STAHLWILLE fine tooth ratchets have a specially developed, perfectly balanced mechanism with 80 teeth, ensuring maximum load capacity and, at the same time, excellent durability. With STAHLWILLE fine-tooth ratchets, no less than eight teeth engage at once, which provides smooth working action. The tight ratchet angle of only 4.5° enables efficient working in confined spaces

More detailed information on the mechanics of our fine-tooth ratchets can be found at
www.stahlwille.de/videos/fine-tooth-ratchets

QuickRelease
STAHLWILLE QuickRelease is the only locking system on the market that locks every single item in the tool chain – from the ratchet, the cross handle or the crank to the extension, universal joint and the socket insert – without taking up more space than a tool without a safety system. In this way, QuickRelease prevents unintentional loss of tools from the ratchet through to the bolting point and ensures maximum safety – even in the tightest of spaces.

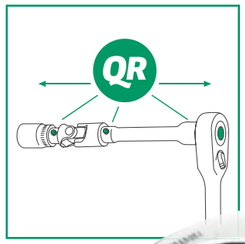

FOD prevention The screwless tool design protects against foreign object damage (FOD) and provides greater safety for bolted joints, especially in sensitive areas such as aviation.

Double T-profile

The double T-profile used for the STAHLWILLE open-jaw and ring spanners saves material where it is not needed and guarantees two things at once: peak dimensional stability and extremely low weight, whichever spanner size you pick up. As a result, tool-kits from STAHLWILLE weigh considerably less. But that is not all: the double T-profile from STAHLWILLE fits snugly in the hand, allows fatigue-free working and can be gripped comfortably and safely. This also increases user safety.

AS-Drive and HPQ

STAHLWILLE spanners and sockets have the sophisticated AS-Drive profile. Thanks to this profile, the forces applied are transferred ideally to the flats of nuts & bolts. This allows even large forces to be applied without causing damage to the bolt and nut. STAHLWILLE HPQ® socket provide the same reliability. Since they are made of tough, high-grade steel, they have extremely thin walls and are nevertheless extremely resilient.

STAHLWILLE
WB620
STAHLWILLE
96VA
STAHLWILLE
95VA
STAHLWILLE

1 FACTORY AND WORKSHOP EQUIPMENT, SETS OF TOOLS

Tool trolleys, workbenches and accessories
>> Page 10

CONVERTA and accessories
>> Page 19

Tool boxes, tool cases and accessories
>> Page 21

Sets of tools
>> Page 30

Sales aids and accessories
>> Page 80

The right solution for every professional.
STAHLWILLE tool trolleys.

1

Made in Germany

STAHLWILLE's »Made in Germany« tool trolleys feature state-of-the-art design, a high standard of safety and many sophisticated details. Four models are available – and with them, numerous opportunities for personalising the trolleys in a way that leaves nothing to be desired.

750 kg

1400 kg

RESILIENT.

Particularly high static load capacity of up to 750 kg (95, 95VA) or 1,400 kg (98VA).

VERSATILE.

Six, seven or eight drawers? White, anthracite grey, green, red or blue? Models 95, 95VA and 98VA leave nothing to be desired.

100%

SOPHISTICATED.

All the drawers can be fully extended. Use of STAHLWILLE's standard TCS inlays or the variable drawer dividers ensures a clear overview and easy tool removal.

SAFE.

The three-stage locking system prevents toppling, stops drawers opening inadvertently in transit and makes them tamper-proof (95, 95VA and 98VA).

KG1 final ES DE EN 2019-10-29.indd 10 29.10.2019 10:46:30

Comparison of features	90	95	95VA	98VA
Drawers	6	6 / 7 / 8	6 / 7 / 8	6 / 7 / 8
Inside dimension	530 x 350 mm	530 x 350 mm	530 x 350 mm	700 x 530 mm
Tray	Plastic	Plastic	Stainless steel	Stainless steel
Colours	Anthracite grey	White, anthracite grey, green, red, blue	White, anthracite grey, green, red, blue	White, anthracite grey, green, red, blue
Safety concept	2-stage	3-stage	3-stage	3-stage
Wheels	∅ 100 mm	∅ 125 mm	∅ 125 mm	∅ 125 mm, ball-bearing mounted
Parking brake	1	2	2	2
Drawer extension	100%	100%	100%	100%
Drawer load max.	25 kg	30 kg	30 kg	40 kg
Load pick-up	300 kg	750 kg	750 kg	1.400 kg

ROBUST.

Sturdy construction using high-grade materials to ensure durability.

GENTLE.

All-round damping protectors guard the trolley and its contents against impact damage (95, 95VA and 98VA).

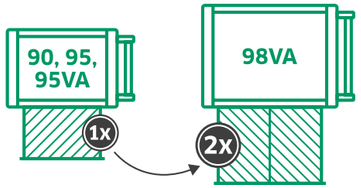

MOBILE.

The special carpet protection features protect the bearings of the oil and acid resistant wheels (95, 95VA and 98VA).

LOTS MORE.

In comparison with models 90, 95 and 95VA, this model offers 100% more drawer volume.

PRACTICAL.

Maximum manoeuvrability thanks to highly elastic wheels (95, 95VA and 98VA).

Detailed information in our video:
www.stahlwille.de/videos/werkstattwagen

KG1 final ES DE EN 2019-10-29.indd 11 29.10.2019 10:46:33

Ready for anything.
WB620 Mobile Workbench.

1

Made in Germany

STAHLWILLE's Mobile Workbench WB620 – state-of-the-art, sturdy and versatile, based on the highly successful Tool Trolley 95VA. The working height of 103 cm is ideal for professional work, the worktop is generously dimensioned and the unit is equipped with seven fully extendible drawers. The three-stage safety concept protects against unauthorised removal of tools and prevents toppling since only one drawer can be opened at any time.

HIGH-GRADE.

The sturdy construction, multiplex worktop (115 x 50 cm) and such sophisticated features as the protective base strip made of stainless steel ensure the legendary »made in Germany« durability that STAHLWILLE is famous for.

ERGONOMICALLY REFINED.

Strain-free working thanks to the 103-cm-high worktop.

SAFE.

Central locking with a recessed lateral cylinder lock. Together with the fold-down key, this reduces injuries and damage. Individual locks prevent inadvertent opening in transit.

AMPLE SPACE.

Seven drawers and the spacious cabinet section provide plenty of storage space. Particularly convenient: the shelves in the cabinet section are adjustable in 5-cm steps. Additional shelves available on request.

30 kg

RESILIENT.

The robust construction allows a drawer load of up to 30 kg.

KG1 final ES DE EN 2019-10-29.indd 12 29.10.2019 10:46:35

Tool trolley 90

- two-stage safety logic:
  - central locking with a cylinder lock and fold-down key
  - individual locks prevent inadvertent opening in transit
- sturdy push-bar
- particularly tough, oil and skydrol resistant worktop made of ABS with compartments for small components
- oil and acid resistant wheels (∅ 100 mm) with carpet protection to prevent ingress of dirt and fibres into bearings, with one parking brake
- can be enhanced with STAHLWILLE standard and TCS inlays (see page 46–79)

90/6A Tool trolley

- 6 locking, easily removable drawers mounted in full-extension runners

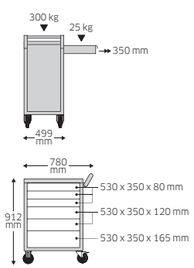

Code	colour		kg
81200000		charcoal grey, RAL 7016	56.5

SCH 90 Drawers

Code	size	dimensions mm	for No	kg
81490080	**80SI**	530 x 350 x 80	90/6A	3.1
81490120	**120SI**	530 x 350 x 120	90/6A	3.6
81490165	**165SI**	530 x 350 x 165	90/6A	4.5

R 90 Set of wheels

- set consists of 2 fixed wheels and 2 pivoting, 100 mm ∅
- 1 wheel with locking brake

Code	for No	kg
81490000	90/6A	2.8

910 Non-slip mat GRIPMAT

- protects the tools
- prevents them sliding and rattling

Code	Length mm	Width mm	g
89010003	3800	370	680

Tool Trolley No 90.
Simple. Impressive.

Sophisticated.
Six arrestable, easily removable drawers mounted in full-extension runners.

Safe.
Oil and acid resistant castors (∅ 100 mm) with one parking brake.

Doubly secure.
Central locking with a cylinder lock and fold-down key. Individual locks prevent inadvertent opening in transit.

KG1 final ES DE EN 2019-10-29.indd 13 29.10.2019 10:46:38

Tool trolley 95

- three-stage safety logic:
  - central locking with a cylinder lock and fold-down key
  - individual locks prevent inadvertent opening in transit
  - topple-proof - it is not possible to pull out more than one drawer at a time
- stainless steel handle with reinforced connection to body
- impact protection strips with wrap-around bumper
- particularly tough, oil and skydrol resistant worktop made of ABS with compartments for small components
- oil and acid resistant low-friction wheels (∅ 125 mm) with carpet protection to prevent ingress of dirt and fibres into bearings, with two parking brakes
- paper-roll holder
- 5 standard colour shades, drawers in two colours (silver with black full-width handle)
- perforations from both sides for hooks No 8031-8041, e.g. for larger tools
- can be enhanced with STAHLWILLE standard and TCS inlays (see page 46–79)

95/6 Tool trolleys TTS

- 6 easily removable drawers mounted in full extension rails with bearing cage guidance (fully extendible roller-mounted runners as an option)

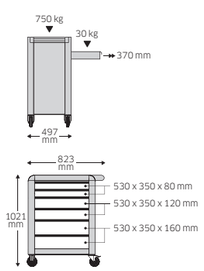

Code	No	colour		kg
81200010	**95/6G**		STAHLWILLE green	69
81200011	**95/6R**		red, RAL 3020	69
81200012	**95/6B**		blue, RAL 2703035	69
81200013	**95/6A**		charcoal grey, RAL 7016	69
81200014	**95/6W**		white, RAL 9010	69

913/4 ABS Cover

- oil and skydrol resistant

Code	for No	dimensions mm	g
81490004	95	565 x 490 x 23	965

95/7 Tool trolleys TTS

- 7 easily removable drawers mounted in full extension rails with bearing cage guidance (fully extendible roller-mounted runners as an option)

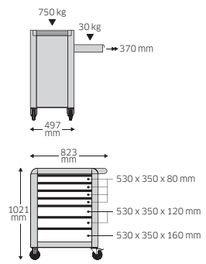

Code	No	colour		kg
81200015	**95/7G**		STAHLWILLE green	72
81200016	**95/7R**		red, RAL 3020	72
81200017	**95/7B**		blue, RAL 2703035	72
81200018	**95/7A**		charcoal grey, RAL 7016	72
81200019	**95/7W**		white, RAL 9010	72

95/8 Tool trolleys TTS

- 8 easily removable drawers mounted in full extension rails with bearing cage guidance (fully extendible roller-mounted runners as an option)

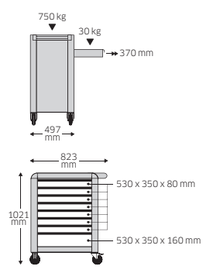

Code	No	colour		kg
81200020	**95/8G**		STAHLWILLE green	75
81200021	**95/8R**		red, RAL 3020	75
81200022	**95/8B**		blue, RAL 2703035	75
81200023	**95/8A**		charcoal grey, RAL 7016	75
81200024	**95/8W**		white, RAL 9010	75

R 95 Set of wheels

- set consists of 2 fixed low-friction wheels and 2 pivoting, 125 mm ∅
- 2 wheels with locking brake

Code	for No	kg
81490001	WB620; 95; 95VA	3.9

KG1 final ES DE EN 2019-10-29.indd 14 29.10.2019 10:46:44

Tool trolley 95VA

- three-stage safety logic:
  - central locking with a cylinder lock and fold-down key
  - individual locks prevent inadvertent opening in transit
  - topple-proof - it is not possible to pull out more than one drawer at a time
- drawers can be identified with multiple stickers per drawer (sheet of stickers included in delivery)
- stainless steel handle with reinforced connection to body
- impact protection strips with wrap-around bumper
- wear and scratch-resistant worktop and ribbed protective base strip in stainless steel
- oil and acid resistant low-friction wheels (∅ 125 mm) with carpet protection to prevent ingress of dirt and fibres into bearings, with two parking brakes
- paper-roll holder
- 5 standard colour shades, drawers in two colours (silver with black full-width handle)
- perforations from both sides for hooks No 8031-8041, e.g. for larger tools
- can be enhanced with STAHLWILLE standard and TCS inlays (see page 46–79)

95VA/6 Tool trolleys TTS

- 6 easily removable drawers mounted in full extension rails with bearing cage guidance (fully extendible roller-mounted runners as an option)

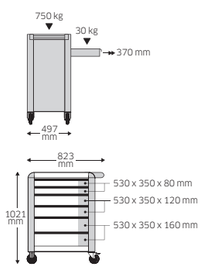

Code	No	colour		kg
81200055	**95VA/6G**		STAHLWILLE green	73.5
81200056	**95VA/6R**		red, RAL 3020	73.5
81200057	**95VA/6B**		blue, RAL 2703035	73.5
81200058	**95VA/6A**		charcoal grey, RAL 7016	73.5
81200059	**95VA/6W**		white, RAL 9010	73.5

95VA/7 Tool trolleys TTS

- 7 easily removable drawers mounted in full extension rails with bearing cage guidance (fully extendible roller-mounted runners as an option)

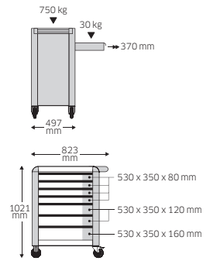

Code	No	colour		kg
81200060	**95VA/7G**		STAHLWILLE green	75.5
81200061	**95VA/7R**		red, RAL 3020	75.5
81200062	**95VA/7B**		blue, RAL 2703035	75.5
81200063	**95VA/7A**		charcoal grey, RAL 7016	75.5
81200064	**95VA/7W**		white, RAL 9010	75.5

95VA/8 Tool trolleys TTS

- 8 easily removable drawers mounted in full extension rails with bearing cage guidance (fully extendible roller-mounted runners as an option)

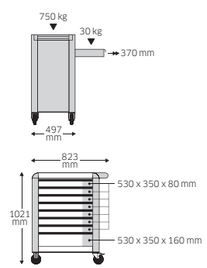

Code	No	colour		kg
81200065	**95VA/8G**		STAHLWILLE green	78
81200066	**95VA/8R**		red, RAL 3020	78
81200067	**95VA/8B**		blue, RAL 2703035	78
81200068	**95VA/8A**		charcoal grey, RAL 7016	78
81200069	**95VA/8W**		white, RAL 9010	78

SCH 95VA Drawers

Code	size	dimensions mm	for No	kg
81493080	**80SI**	530 x 350 x 80	95VA/6; 95VA/7; 95VA/8	2.8
81493120	**120SI**	530 x 350 x 120	95VA/6; 95VA/7	3.3
81493160	**160SI**	530 x 350 x 160	95VA/6; 95VA/7; 95VA/8	3.9

KG1 final ES DE EN 2019-10-29.indd 15 29.10.2019 10:46:50

Tool trolley 98VA

- **in comparison with the 90, 95 and 95VA models, this model offers 100% more drawer volume**

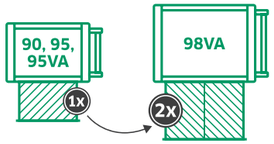

- three-stage safety logic:
  - central locking with a cylinder lock and fold-down key
  - individual locks prevent inadvertent opening in transit
  - topple-proof - it is not possible to pull out more than one drawer at a time
- drawers can be identified with multiple stickers per drawer (sheet of stickers included in delivery)
- stainless steel handle with reinforced connection to body
- impact protection strips with wrap-around bumper
- wear and scratch-resistant worktop and ribbed protective base strip in stainless steel
- oil and acid resistant ball-bearing mounted low-friction wheels (∅ 125 mm) with carpet protection to prevent ingress of dirt and fibres into bearings, with two parking brakes
- paper-roll holder
- 5 standard colour shades, drawers in two colours (silver with black full-width handle)
- perforations from both sides for hooks No 8031-8041, e.g. for larger tools
- can be enhanced with STAHLWILLE standard and TCS inlays (see page 46–79)

98VA/6 Tool trolleys TTS

- 6 easily removable drawers mounted in full extension rails with bearing cage guidance



Code	No	colour		kg
81200099	**98VA/6G**		STAHLWILLE green	98
81200100	**98VA/6R**		red, RAL 3020	98
81200101	**98VA/6B**		blue, RAL 2703035	98
81200102	**98VA/6A**		charcoal grey, RAL 7016	98
81200103	**98VA/6W**		white, RAL 9010	98

98VA/7 Tool trolleys TTS

- 7 easily removable drawers mounted in full extension rails with bearing cage guidance

Code	No	colour		kg
81200104	**98VA/7G**		STAHLWILLE green	100
81200105	**98VA/7R**		red, RAL 3020	100
81200106	**98VA/7B**		blue, RAL 2703035	100
81200107	**98VA/7A**		charcoal grey, RAL 7016	100
81200108	**98VA/7W**		white, RAL 9010	100

98VA/8 Tool trolleys TTS

- 8 easily removable drawers mounted in full extension rails with bearing cage guidance



Code	No	colour		kg
81200109	**98VA/8G**		STAHLWILLE green	102
81200110	**98VA/8R**		red, RAL 3020	102
81200111	**98VA/8B**		blue, RAL 2703035	102
81200112	**98VA/8A**		charcoal grey, RAL 7016	102
81200113	**98VA/8W**		white, RAL 9010	102

SDH 98 Spray-can holder

- for 6 spray-cans (max. ∅ 67 mm) and 7 screwdrivers

Code	for No	kg
89010049	98VA	1.9

KG1 final ES DE EN 2019-10-29.indd 16 29.10.2019 10:46:55

R 98 Set of wheels

- set consists of 2 fixed and 2 pivoting ball-bearing mounted low-friction wheels, ∅ 125 mm
- 2 wheels with locking brake

Code	for No	kg
81490005	WB620, 95, 95VA, 98VA	4.5

SCH 98VA Drawers

Code	size	dimensions mm	for No	kg
81492080	**80SI**	700 x 530 x 80	98VA/6; 98VA/7; 98VA/8	4.4
81492120	**120SI**	700 x 530 x 120	98VA/6; 98VA/7	5
81492160	**160SI**	700 x 530 x 160	98VA/6; 98VA/7; 98VA/8	6

AB 98 Rubbish bin

- capacity approx. 14 l

Code	dimensions mm	for No	kg
89010053	456 x 150 x 370	98VA	3.5

913/95, 913/98 Multiplex beechwood worktop

Code	No	for No	dimensions mm	kg
89010031	**913/95**	95VA	563 x 415 x 15	2.8
89010032	**913/98**	98VA	741 x 570 x 15	4.8

KH 91 Cable holder

- for storing cable and hoses

Code	for No	dimensions mm	kg
89010040	WB620; 95; 95VA; 98VA	200 x 153 x 170	0.9

Mobile workbench WB620

- three-stage safety logic:
  - central locking with a cylinder lock and fold-down key
  - individual locks prevent inadvertent opening in transit
  - topple-proof - it is not possible to pull out more than one drawer at a time
- large worktop with multiplex beechwood worktop, 1150 x 500 mm
- ribbed protective base strip made of stainless steel
- oil and acid resistant wheels (∅ 125 mm) with carpet protection to prevent ingress of dirt and fibres into bearings, with two parking brakes
- roomy storage area with an adjustable shelf in the cabinet (perforations 50 mm)
- paper-roll holder
- lateral lockable cabinet door with magnetic closure
- perforations from both sides for hooks No 8031-8041, e.g. for larger tools
- drawers and cabinet part have the same locking mechanism
- can be combined with accessories range for Tool Trolley 95
- can be enhanced with STAHLWILLE standard and TCS inlays (see page 46–79)

WB620 Mobile workbench

- 7 easily removable drawers mounted in full extension rails with bearing cage guidance

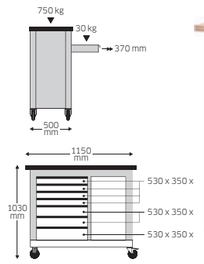

Code	colour		kg
85010620		charcoal grey, RAL 7016	87

WB620 FB Compartment shelf

- additional shelf for mobile workbench WB620

Code	colour	dimensions mm	kg
85110620	silver, RAL 9006	452 x 394 x 8	1.3

KG1 final ES DE EN 2019-10-29.indd 17 29.10.2019 10:46:59

Mobile workbench 96/3

- with chassis and retractable tool panel
- aluminium handle
- automatic catches on all drawers prevent them opening in transit
- lockup cabinet with height-adjustable shelf
- worktop is 50 mm thick, warp- and water resistant, multilayer bonded beech wood with clear varnish finish
- front edge has hardwood edging strip

96/3 Mobile workbench

- 5 ball-bearing mounted steel drawers with slotted liners for partitioning drawers

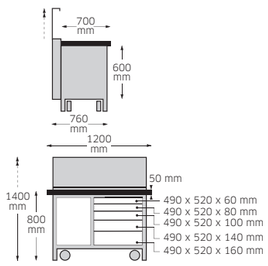

Code	kg
85030003	166.5

SDH 95 Spray-can holder

- for 4 spray-cans (max. ∅ 67 mm) and 5 screwdrivers

Code	for No	kg
81490003	WB620; 95; 95VA	1.4

AB 95 Rubbish bin

- capacity approx. 9 l

Code	for No	dimensions mm	kg
89010052	WB620; 95; 95VA	302 x 133 x 320	2

R 95/98S Set of wheels, with directional locks

- 4 ball-bearing mounted, smooth-running swivelling wheels (∅ 125 mm)
- 2 with parking brakes, 2 with directional locks

Code	for No	kg
89480003	WB620; 95; 95VA; 98VA	5.4

SCH 95 Drawers

Code	size	dimensions mm	for No	kg
81491080	**80SI**	530 x 350 x 80	WB620; 95/6; 95/7; 95/8	2.7
81491120	**120SI**	530 x 350 x 120	WB620; 95/6; 95/7	3.3
81491160	**160SI**	530 x 350 x 160	WB620; 95/6; 95/7; 95/8	3.4

912 Empty tray for small components

- with compartments for small parts such as screws, nuts etc.
- oil and skydrol resistant
- 8 compartments each 60 x 80 mm or 80 x 80 mm
- 2 compartments each 100 x 165 mm or 50 x 330 mm

Code	for No	dimensions mm	g
83812070	WB620; 95; 95VA; 98; 920; 922N	520 x 340 x 30	330

VE 50-150 Drawer separators

- allow you to divide up the drawer the way you need it
- consisting of: one each galvanised steel front and back piece and three separators

Code	for No	dimensions mm	kg
81484001	WB620; 90; 95; 95VA; 98VA;920; 922N	530 x 350 x 40	0.8

KG1 final ES DE EN 2019-10-29.indd 18 29.10.2019 10:47:02

920 Magazine case CONVERTA

- with 5 drawers and 5 magazines
- **converts to tool trolley with undercarriage No R 920**
- features two removable spray can holders on the end pieces of the case and two integrated lifting handles
- drawers for mounting magazines are removable and lockable in fully extended position
- the magazines can be replaced with standard drawers
- the worktop of the case is fitted with an oil and skydrol resistant plastic mat with compartments for small components

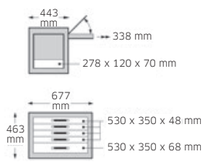

Code	Colour	Can be combined with No	kg
81480000	red, RAL 3020	920; 922N; R 920	53.6

922N Wheely box with drawers CONVERTA

- with 4 wheels ∅ 125 mm (2 pivoting castors, one wheel with parking brake)
- with 5 silver-coloured drawers
- drawers are removable and lockable in fully extended position
- the worktop of the case is fitted with an oil and skydrol resistant plastic mat with compartments for small components
- spray can holders No SDH 921 can be retrofitted to the sides (please order separately)

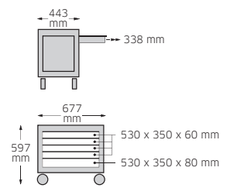

Code	Colour	Can be combined with No	kg
96480002	red, RAL 3020	920	39.5

R 920 Set of wheels

- set consists of 2 fixed wheels and 2 pivoting, ∅ 125 mm
- 2 wheels with locking brake

Code	for No	kg
89480001	920; 922N	4.3

SCH 60-80 Drawers

- coated with environmentally friendly silver-coloured textured powder-coat

Code	No	dimensions mm	Can be combined with No	kg
81482060	**SCH 60**	530 x 350 x 60	922N	2.4
81482080	**SCH 80**	530 x 350 x 80	920; 922N	2.8

920 C Tool magazines

- coated with environmentally friendly silver-coloured textured powder-coat
- for use with magazine drawers No 920 C-SCH

Code	No	dimensions mm	for No	kg
81481060	**920 C 60**	530 x 350 x 48	920; 922N	3.7
81481080	**920 C 80**	530 x 350 x 68	920; 922N	3.3

913 Cover

- oil and skydrol resistant

Code	for No	dimensions mm	g
89010011	920; 922N	680 x 450 x 20	936

920 C-SCH Magazine drawer

- coated with environmentally friendly silver-coloured textured powder-coat
- for mounting tool magazines No 920 C

Code	dimensions mm	for No	kg
81481000	350 x 530	920 C	2.6

SDH 921 Spray can and paper roll holder

- coated with environmentally friendly silver-coloured textured powder-coat

Code	for No	kg
81483001	920; 922N	1.4

KG1 final ES DE EN 2019-10-29.indd 19 29.10.2019 10:47:06

Accessories Tool Trolley, Tool Box and Mobile Workbench



Drawers	No 90/6A	No 95/6	No 95/7	No 95/8	No 95VA/6	No 95VA/7	No 95VA/8	No 98VA/6	No 98VA/7	No 98VA/8	No 920	No 922N	No WB620
SCH 90-80SI	o												
SCH 90-120SI	o												
SCH 90-165SI	o												
SCH 95-80SI		o	o	o									o
SCH 95-120SI		o	o										o
SCH 95-160SI		o	o	o									o
SCH 95VA-80SI					o	o	o						
SCH 95VA-120SI					o	o							
SCH 95VA-160SI					o	o	o						
SCH 98VA-80SI								o	o	o			
SCH 98VA-120SI								o	o				
SCH 98VA-160SI								o	o	o			
SCH 60											o	o	
SCH 80											o	o	
Drawers separators													
VE 50-150	o	o	o	o	o	o	o	o	o	o	o	o	o
Magazine drawer													
920C-SCH											o	o	
Tool magazines													
920 C 60											o	o	
920 C 80											o	o	
920 C 120													
Empty tray for small components													
912		o	o	o	o	o	o	o	o	o	o	o	o
Worktops													
913											o	o	
913/4		o	o	o									
Wooden worktops													
913/95					o	o	o						
913/98								o	o	o			
Cable holder													
KH 91		o	o	o	o	o	o	o	o	o			o
Spray can holders													
SDH 95		o	o	o	o	o	o						o
SDH 98								o	o	o			
SDH 921											o	o	
Rubbish bins													
AB 95		o	o	o	o	o	o						o
AB 98								o	o	o			
Sets of wheels													
R90	o												
R95		o	o	o	o	o	o						o
R98		o	o	o	o	o	o	o	o	o			o
R95/98S		o	o	o	o	o	o	o	o	o			o
R920											o	o	

KG1 final ES DE EN 2019-10-29.indd 20 29.10.2019 10:47:10

Tool boxes

13217 Tool trolleys

- extremely sturdy, tool trolley resilient to loads and made of polypropylene for professional use
- 5 easily removed lockable drawers with transparent covers, with endstops for the extendible rails, 3 different drawer heights
- drawers can be inserted in any order
- with one top cover and one front cover, both folding
- the top cover is fitted with napped foam to hold tools firmly in place
- one removable tray with 2 handles and 2 transparent drawer covers under the top cover
- drawers can be used as separate tool boxes using the transparent cover
- tool case and drawers can be individually marked
- 2 smooth-running twin castors on the telescopic-handle side
- adaptable for vertical transport using 4 castors, R 13217 set of castors (please order separately)
- extendible telescopic handle facilitates transport
- 2 carrying handles at the sides
- resistant to skydrol, acetone, petrol and hydraulic fluids
- carrying capacity 60 kg
- 3 locking positions with padlock
- **also available as IP67 version (6 drawers, 4 x 30 mm, 2 x 60 mm**
- **additional catches and seals protect against water and dust. Special valve for pressure relief**
- **also available with all-round high-visibility reflecting surface (5 drawers, 2 x 30 mm, 3 x 60 mm), for increased safety when working in dark surroundings**
- **individually tailored cases are available on request**

13217 TS IP67

13217 TS RF

Delivery without tools

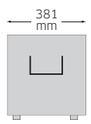

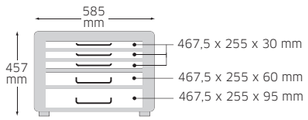

Code	No	colour	kg
81091301	**13217 LGE**	luminous yellow	15.6
81091304	**13217 LR**	luminous red	15.6
81091306	**13217 TS**	jet black	15.6
81091322	**13217 TS IP67**	jet black	15.6
96894809	**13217 TS RF**	jet black (with reflecting film)	15.6

805/4 WT TCS Tool set for tool trolley No 13217

TCS

- 89 tools, in TCS inlays (Tool Control System see page 57)
- **additional sets of tools with tool trolley No 13217 on pages 38, 41, 43, 44**

Code	kg
97842803	9.1

96834315

96834316

96834317



96834318

96834315	No	Content
	40	1/4" O 5; 5.5; 6; 7; 8; 9; 10; 11; 12; 13 mm
	400	1/4" ■ 150 mm
	405/2	1/4" ■ O 54 mm
	405/6	1/4" ■ O 150 mm
	407	1/4" ■ O 38 mm
	412	1/4" O O
	415	1/4" ■
	52	1/2" O 10; 11; 12; 13; 14; 15; 16; 17; 18; 19; 20; 21; 22; 24; 27; 30; 32 mm
	509/3	1/2" ■ O 75 mm
	509/5	1/2" ■ O 130 mm
	509/10	1/2" ■ O 255 mm
	510	1/2" ■ O 71 mm
	512	1/2" ■

96834316	No	Content
	13	6; 7; 8; 10; 11; 12; 13; 14; 15; 16; 17; 18; 19; 22; 24 mm

96834317	No	Content
	10767/9	1.5; 2; 2.5; 3; 4; 5; 6; 8; 10 mm
	10771/8	sizes T9; T10; T15; T20; T25; T27; T30; T40
	65015180	180 mm
	65295200	200 mm
	65516240	240 mm
	66025160	160 mm

96834318	No	Content
	17	8; 10; 13; 17; 19 mm
	4620	size 1 (0.6 x 3.5 x 75 mm) size 2 (0.8 x 4.0 x 100 mm) size 3 (1.0 x 5.5 x 125 mm) size 4 (1.2 x 6.5 x 150 mm) size 5 (1.6 x 8.0 x 175 mm)
	4628	size 1 (0.4 x 2.5 x 60 mm)
	4630	PH1; PH2; PH3
	4734	PH2

R 13217 Set of wheels

- optional
- extra castors allowing upright travel on four wheels
- 4 swivelling castors, 2 of which with parking brakes

Code	for No	kg
96894805	13217	0.7

13217 TA Transparent cover

- the cover is fitted to the top lid and provides additional storage space, e.g. for documents
- delivery includes fixing materials

Code	for No	kg
89010100	13217	0.6

TR-SCH Drawers

- for tool trolley No 13217
- black

Code	size	dimensions mm	kg
81483230	**30 SC**	467.5 x 255 x 30	0.6
81483260	**60 SC**	467.5 x 255 x 60	0.9
81483295	**95 SC**	467.5 x 255 x 95	1

KG1 final ES DE EN 2019-10-29.indd 22 29.10.2019 10:47:18

806/6 WT TCS Tool set for tool trolley No 13217

TCS

- 104 tools in TCS inlays (Tool Control System see page 57)
- **additional sets of tools with tool trolley No 13217 on pages 38, 41, 43, 44**

Code	kg
97830207	14.2

96830094

96830095

96830096

96830097

96830098

96830099

96830094	No	Content
	40	1/4" O 5.5; 6; 7; 8; 9; 10; 11; 12; 13; 14 mm
	400	1/4" ■ 150 mm
	404	1/4" ■ 116 mm
	405/2	1/4" ■ O 54 mm
	405/6	1/4" ■ O 150 mm
	407	1/4" ■ O 38 mm
	412	1/4" O O
	415	1/4" ■
	52	1/2" O 10; 11; 12; 13; 14; 15; 16; 17; 18; 19; 20; 21; 22; 24; 27; 30; 32 mm
	506	1/2" ■ 300 mm
	509/2	1/2" ■ O 52 mm
	509/5	1/2" ■ O 130 mm
	509/10	1/2" ■ O 255 mm
	510	1/2" ■ O 71 mm
	512	1/2" ■

96830095	No	Content
	10	6 x 7; 8 x 9; 10 x 11; 12 x 13; 14 x 15; 16 x 17; 18 x 19; 20 x 22; 24 x 27; 30 x 32 mm

96830096	No	Content
	17	8; 10; 13; 17; 19 mm
	102	175 mm
	108	150 x 6; 175 x 6 mm
	109	size 6; 100 x 3.4 mm
	10760CV	1.5; 2; 2.5; 3; 4; 5; 6; 8; 10; 12 mm
	10961	500 g

96830097	No	Content
	65015180	180 mm
	65295200	200 mm
	65434002	J2 180 mm
	65454002	A2 180 mm
	65516240	240 mm
	65642250	250 mm
	66025160	160 mm

96830098	No	Content
	13	6; 7; 8; 9; 10; 11; 12; 13; 14; 15; 16; 17; 18; 19; 20; 21; 22; 24 mm

96830099	No	Content
	4620	size 1 (0.6 x 3.5 x 75 mm) size 2 (0.8 x 4.0 x 100 mm) size 3 (1.0 x 5.5 x 125 mm) size 4 (1.2 x 6.5 x 150 mm) size 5 (1.6 x 8.0 x 175 mm)
	4630	PH1; PH2; PH3
	10956	∅ 35 mm

TCS inlays for tool trolley No 13217

TCS WT 10/10 6-32 mm

TCS

- for the drawers of tool trolley No 13217
- 460 x 250 x 30 mm
- 10 pieces

Code	g
96830120	1545

	No	Content
	10	6 x 7; 8 x 9; 10 x 11; 12 x 13; 14 x 15; 16 x 17; 18 x 21; 20 x 22; 24 x 27; 30 x 32 mm

TCS WT 10a/9

TCS

- for the drawers of tool trolley No 13217
- 460 x 250 x 30 mm
- 9 pieces

Code	g
96830124	1600

	No	Content
	10a	1/4 x 5/16; 3/8 x 7/16; 1/2 x 9/16; 19/32 x 11/16; 5/8 x 3/4; 3/4 x 7/8; 25/32 x 13/16; 15/16 x 1; 1 1/8 x 1 5/16"

TCS WT 13/18 6-24 mm

- for the drawers of tool trolley No 13217
- 460 x 250 x 60 mm
- 18 pieces

Code	g
96830121	1940

	No	Content
	13	6; 7; 8; 9; 10; 11; 12; 13; 14; 15; 16; 17; 18; 19; 20; 21; 22; 24 mm

TCS WT 13a/22

- for the drawers of tool trolley No 13217
- 460 x 250 x 60 mm
- 22 pieces

Code	g
96830125	2440

	No	Content
	13a	3/16; 13/64; 7/32; 15/64; 1/4; 9/32; 5/16; 11/32; 3/8; 7/16; 1/2; 9/16; 19/32; 5/8; 11/16; 3/4; 25/32; 13/16; 7/8; 15/16; 1; 1 1/16"

TCS WT 17/12

- for the drawers of tool trolley No 13217
- 460 x 250 x 30 mm
- 12 pieces

Code	g
96830128	1485

	No	Content
	17	8; 9; 10; 11; 12; 13; 14; 15; 16; 17; 18; 19 mm

TCS WT 240/10

- for the drawers of tool trolley No 13217
- 460 x 250 x 30 mm
- 10 pieces

Code	g
96830130	2005

	No	Content
	240	8; 10; 11; 12; 13; 14; 16; 17; 18; 19 mm

TCS WT 40/4008/10/9

- for the removable tray of tool trolley No 13217
- cannot be combined with transparent cover 13217 TA
- 460 x 250 x 30 mm
- 39 pieces

Code	g
96830132	985

	No	Content
	40	1/4" ○ 4; 4.5; 5; 6; 7; 8; 10; 11; 12; 13 mm
	405QR/2	1/4" ■ ○ 54 mm
	405QR/6	1/4" ■ ○ 150 mm
	407QR	1/4" ■ ○ 38 mm
	412	1/4" ○ ○
	415QR N	1/4" ■
	1204/21-1	4 x ⊕ 4 x ⊕ 9 x ◉ 3 x ○
	3115/1	1/4" ■ ⬢
	4008	1/4" ○ sizes 1; 2

TCS WT 40/52/27/13

- for the removable tray of tool trolley No 13217
- cannot be combined with transparent cover 13217 TA
- 455 x 240 x 30 mm
- 40 pieces

Code	g
96830117	4000

	No	Content
	40	1/4" ○ 5.5; 6; 7; 8; 9; 10; 11; 12; 13; 14 mm
	400	1/4" ■ 150 mm
	404	1/4" ■ 116 mm
	405/2	1/4" ■ ○ 54 mm
	405/6	1/4" ■ ○ 150 mm
	407	1/4" ■ ○ 38 mm
	412	1/4" ○ ○
	415QR N	1/4" ■
	52	1/2" ○ 10; 11; 12; 13; 14; 15; 16; 17; 18; 19; 20; 21; 22; 24; 27; 30; 32 mm
	506	1/2" ■ 300 mm
	509/2	1/2" ■ 52 mm
	509/5	1/2" ■ ○ 130 mm
	509/10	1/2" ■ ○ 255 mm
	510	1/2" ■ ○ 71 mm
	512QR N	1/2" ■

KG1 final ES DE EN 2019-10-29.indd 24 29.10.2019 10:47:30

TCS WT 40/45/46/37/14

- for the removable tray of tool trolley No 13217
- cannot be combined with transparent cover 13217 TA
- 455 x 240 x 30 mm
- 51 pieces

Code	g
96830123	2500

	No	Content
	40aD	1/4" ○ 3/16; 7/32; 1/4; 9/32; 5/16; 11/32; 3/8; 7/16; 1/2; 9/16"
	40aDL	1/4" ○ 3/16; 7/32; 1/4; 9/32; 5/16; 11/32; 3/8; 7/16; 1/2; 9/16"
	402a	1/4" ○ 1/4; 5/16; 3/8; 7/16; 1/2"
	405QR/2	1/4" ■ ○ 54 mm
	405QR/6	1/4" ■ ○ 150 mm
	407QR	1/4" ■ ○ 38 mm
	409M	3/8" ■ 1/4" ○
	415QR N	1/4" ■
	415SGB N	1/4" ○
	45a	3/8" ○ 1/2; 9/16; 19/32; 5/8; 11/16; 3/4; 15/16; 1"
	46a	3/8" ○ 5/8; 11/16; 3/4; 7/8"
	412	1/4" ○ ○
	427QR/3	3/8" ■ ○ 76 mm
	427QR/10	3/8" ■ ○ 240 mm
	428QR	3/8" ■ ○ 46 mm
	431	1/4" ■ 3/8" ○
	432M	1/2" ■ 3/8" ○
	435QR N	3/8" ■
	443	5/16" ○ 3/8" ○

TCS WT 4622-4650

- for the drawers of tool trolley No 13217
- 460 x 250 x 60 mm
- 20 pieces

Code	g
96830122	1500

	No	Content
	4622SK	size 1 (0.8 x 4.0 x 90 mm) size 2 (1.0 x 5.5 x 100 mm) size 3 (1.2 x 6.5 x 125 mm)
	4632SK	PH1; PH2; PH3
	4650	sizes T10; T15; T20; T25; T30
	10767H/9	1.5; 2; 2.5; 3; 4; 5; 6; 8; 10 mm

TCS WT 4622-4650-1

- for the drawers of tool trolley No 13217
- 460 x 250 x 60 mm
- 24 pieces

Code	g
96830126	1610

	No	Content
	4622SK	size 1 (0.8 x 4.0 x 90 mm) size 2 (1.0 x 5.5 x 100 mm) size 3 (1.2 x 6.5 x 125 mm)
	4632SK	PH1; PH2; PH3
	4650	sizes T10; T15; T20; T25; T30
	10767a/13	0.050; 1/16; 5/64; 3/32; 7/64; 1/8; 9/64; 5/32; 3/16; 7/32; 1/4; 5/16; 3/8"

TCS WT 4650-4665-1

- for the drawers of tool trolley No 13217
- 460 x 250 x 60 mm
- 20 pieces

Code	g
96830129	1320

	No	Content
	4650	sizes T10; T15; T20; T25; T30
	4660 VDE	size 1 (0.4 x 2.5 x 75 mm) size 3 (0.6 x 3.5 x 100 mm) size 5 (1.0 x 5.5 x 125 mm)
	4665 VDE	PH1; PH2; PH3
	10767H/9	1.5; 2; 2.5; 3; 4; 5; 6; 8; 10 mm

TCS WT 4650-4665

- for the drawers of tool trolley No 13217
- 460 x 250 x 60 mm
- 24 pieces

Code	g
96830127	1400

	No	Content
	4650	sizes T10; T15; T20; T25; T30
	4660 VDE	size 1 (0.4 x 2.5 x 75 mm) size 3 (0.6 x 3.5 x 100 mm) size 5 (1.0 x 5.5 x 125 mm)
	4665 VDE	PH1; PH2; PH3
	10767a/13	0.050; 1/16; 5/64; 3/32; 7/64; 1/8; 9/64; 5/32; 3/16; 7/32; 1/4; 5/16; 3/8"

KG1 final ES DE EN 2019-10-29.indd 25 29.10.2019 10:47:36

TCS WT 6501-6602/7

- for the drawers of tool trolley No 13217
- 460 x 250 x 30 mm
- 7 pieces

Code	g
96830118	1880

	No	
	65015180	180 mm
	65295200	200 mm
	65434002	J2 180 mm
	65454002	A2 180 mm
	65516240	240 mm
	65642250	250 mm
	66025160	160 mm

TCS WT 6501-6602/7-1

- for the drawers of tool trolley No 13217
- 460 x 250 x 30 mm
- 7 pieces

Code	g
96830131	1655

	No	
	65015180	180 mm
	65295200	200 mm
	65434002	J2 180 mm
	65454002	A2 180 mm
	65516240	240 mm
	65751220	230 mm
	66025160	160 mm

TCS WT 102-109/16

- for the drawers of tool trolley No 13217
- 460 x 250 x 30 mm
- 16 pieces

Code	g
96830119	1790

	No	Content
	102	175 mm
	105	120 x 12 mm
	108	115 x 2; 150 x 3; 150 x 4; 150 x 5; 150 x 6; 150 x 8 mm
	109	size 6; 100 x 3.4 mm
	10956	∅ 27 mm
	10961	300 g
	12320	
	12921M	∅ 32 mm
	12935/3	3 m
	13110	300 mm
	13126-2	

13219 Tool bag

NEW

- with 23 compartments and 5 outside pockets
- robust carrying handle
- removable, padded shoulder strap for comfortable carrying
- cover with hook-and-loop fasteners protects the tools from dust, dirt and moisture
- sturdy, reinforced plastic base-bag
- made of waterproof polyester

Code	Width mm	Height mm	Depth mm	kg
81620004	500	340	220	2.3

13215 Backpack trolley

NEW

- robust tool backpack with reinforced base
- flexible use as trolley and backpack
- large, smooth-running castors and the telescopic handle ensure easy transport
- extendable, padded straps turn the trolley into a backpack
- two easily removable tool trays for the most important tools in everyday work
- front pockets for documents and accessories
- padded notebook compartment (up to 15")

Code	Width mm	Height mm	Depth mm	kg
81620007	360	440	200	4.3

KG1 final ES DE EN 2019-10-29.indd 26 29.10.2019 10:47:46

13216/2 Tool box

- with 2 drawers and one compartment under the lid, safety lock and dip-coated carrying handle on the lid
- wide, spring-mounted dip-coated carrying handles on the sides
- high-grade, fully extendible sturdy rails
- easily removable drawers
- the perforated panel can be arranged as required using spring loaded clips No 8050 (page 29, please order separately)

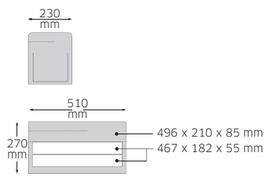

Code	kg
81091002	10.3

13216/4 Tool box

- with 4 drawers and one compartment under the lid, safety lock and sturdy textured aluminium sheeting on the lid
- wide, spring-mounted dip-coated carrying handles on the sides
- high-grade, fully extendible sturdy rails
- easily removable drawers
- the perforated panel can be arranged as required using spring loaded clips No 8050 (page 29, please order separately)

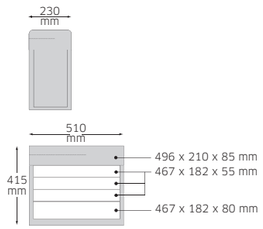

Code	kg
81091004	14

13216/3 Tool box

- with 3 drawers and one compartment under the lid, safety lock and dip-coated carrying handle on the lid
- wide, spring-mounted dip-coated carrying handles on the sides
- high-grade, fully extendible sturdy rails
- easily removable drawers
- the perforated panel can be arranged as required using spring loaded clips No 8050 (page 29, please order separately)

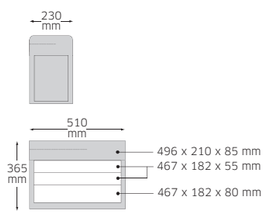

Code	kg
81091003	11

TBT13216 Tool box trolley

- for tool boxes No 13216/2, 13216/3, 13216/4
- safe tool box locking system with quick-release mechanism
- unrestricted access to all tool box functions
- sturdy steel-sheet construction
- 2 fixed wheels and 2 castors (∅ 75 mm) with parking brakes
- convenient, fold-away push-handle with endstop
- maximum static load capacity: 150 kg
- supplied without tool box

Code	Width mm	Height mm	Height (open) mm	Depth mm	kg
81091009	570	216	914	328	7.5

83/010 Tool box, 3 trays

- lockable by padlock

Code	Width mm	Height mm	Depth mm	kg
81060000	420	150	200	3.6

83/09 Tool box, 5 trays

- lockable by padlock

Code	Width mm	Height mm	Depth mm	kg
81050000	420	200	200	4.7

KG1 final ES DE EN 2019-10-29.indd 27 29.10.2019 10:47:52

446/08 Tool box, 5 trays

- lockable by padlock

Code	Width mm	Height mm	Depth mm	kg
81070000	530	200	200	5.6

82/013 Tool box

- with lift out tray
- lockable by padlock

Code	Width mm	Height mm	Depth mm	kg
81080000	545	225	180	6.9

Perforated panels, hooks and holding

8002 Perforated panel

- perforation 9 x 9 mm, made of sturdy, 1 mm thick sheet steel, with 2 strengthening ribs at rear. These ribs carry the holes for wall mounting panel
- for the individual mounting of tools, on a variety of hooks and clips No 8031-8041



Code	Width mm	Height mm	Depth mm	kg
80020001	500	1000	15	3.8

8031 Single hook

for
- perforated panel No 8002
- mobile workbench No WB620
- tool trolleys No 95, 95VA, 98VA

Code	size	dimensions mm	g
80310030	**1**	30	13
80310060	**2**	60	17
80310090	**3**	90	21

8032 Twin hook

for
- perforated panel No 8002
- mobile workbench No WB620
- tool trolleys No 95, 95VA, 98VA

Code	size	dimensions mm	g
80320030	**1**	30	19
80320060	**2**	60	26

8034 Twin hook

for
- perforated panel No 8002
- mobile workbench No WB620
- tool trolleys No 95, 95VA, 98VA

Code	size	dimensions mm	g
80340040	**1**	40 x 35	30
80340050	**2**	50 x 40	30

8035 Square lug

for
- perforated panel No 8002
- mobile workbench No WB620
- tool trolleys No 95, 95VA, 98VA

Code	size	dimensions mm	g
80350017	**1**	17 x 35	23
80350020	**2**	20 x 55	26

KG1 final ES DE EN 2019-10-29.indd 28 29.10.2019 10:47:53

8036 Spring clip

for
- perforated panel No 8002
- mobile workbench No WB620
- tool trolleys No 95, 95VA, 98VA

Code	size	dimensions mm	g
80360012	**1**	12	9
80360018	**2**	18	10
80360024	**3**	24	14

8038 Container

for
- perforated panel No 8002
- mobile workbench No WB620
- tool trolleys No 95, 95VA, 98VA

Code	dimensions mm	g
80380030	30 x 72	15

8041 Holding device for spanners

for
- perforated panel No 8002
- mobile workbench No WB620
- tool trolleys No 95, 95VA, 98VA

Code	dimensions mm	g
80410235	235 x 144 x 47	62

8050 Spring clip

for
- perforated panel No 8002
- mobile workbench No WB620
- tool trolleys No 95, 95VA, 98VA
- tool boxes No 13216/2, 13216/3, 13216/4

Code	size	dimensions mm	g
81485006	**6**	6	28
81485012	**12**	12	28

Tool cases, hard shell

13209/1 Tool case, hard shell, base model

- sturdy aluminium frame
- 2 locks
- ergonomically shaped carrying handle
- robust jointed lid-prop
- tool-holder panel for storing tools from both sides, with 21 pockets and integrated document pouch
- ABS insert can be subdivided and includes cover with 6 pockets

Code	Width mm	Height mm	Depth mm	kg
81620002	460	310	160	4.5

13209/2 Tool case, hard shell, medium model

- as for No 13209/1, but with an additional combination lock,
- tool-holder panel with 13 pockets and 26 rubber-loop holders
- separate document pouch in the lid
- ABS inlay tray with 13 pockets and 8 rubber-loop holders

Code	Width mm	Height mm	Depth mm	kg
81620003	460	310	180	5.1

13209 Tool case, hard shell, premium model

- as for No 13209/1, but with an additional combination lock
- tool-holder panel with 13 pockets and 26 rubber-loop holders
- additional tool-holder panel with 11 pockets and a smaller components pouch
- separate document pouch in the lid
- ABS inlay tray with 13 pockets and 8 rubber-loop holders

Code	Width mm	Height mm	Depth mm	kg
81620001	460	310	180	5.9

KG1 final ES DE EN 2019-10-29.indd 29 29.10.2019 10:47:56

Workshop sets

801N Large tool set

127 tools

Code			kg
97841210			28.6
	10/12	6 x 7; 8 x 9; 10 x 11; 12 x 13; 14 x 15; 16 x 17; 18 x 19; 20 x 22; 21 x 23; 24 x 27; 25 x 28; 30 x 32 mm	
	12/10	4; 4.5; 5; 5.5; 6; 7; 8; 9; 10; 11 mm	
	20/12	6 x 7; 8 x 9; 10 x 11; 12 x 13; 14 x 15; 16 x 17; 18 x 19; 20 x 22; 21 x 23; 24 x 27; 25 x 28; 30 x 32 mm	
	29	10 x 11; 12 x 13; 14 x 15; 16 x 18; 17 x 19; 21 x 23 mm	
	35c Pkw	17; 19; 22 mm; 1/2" ■	
	39 **39/1**	400 mm (2x) 600 mm (2x)	
	50	1/2" O 10; 11; 12; 13; 14; 15; 16; 17; 18; 19; 20; 21; 22; 23; 24; 25; 26; 27; 28; 30; 32 mm	
	51	1/2" O 13; 16 mm-5/8"; 17; 18; 19 mm; 20.8 mm-13/16"; 22; 24; 27; 30; 32 mm	
	54	1/2" O 4; 5; 6; 8; 10; 12; 14 mm	
	501	1/2" ■ 433 mm	
	504/15	1/2" ■ 397 mm	
	506	1/2" ■ 300 mm	
	509/2	1/2" ■ O 52 mm	
	509/5	1/2" ■ O 130 mm	
	509/10	1/2" ■ O 255 mm	
	510	1/2" ■ O 71 mm	
	512	1/2" ■	
	100/8	200 mm	
	103	150 mm	
	104	120 x 4 mm	
	105	100 x 10 mm	
	4622	size 2 (1.2 x 6.5 x 125 mm) size 3 (1.2 x 8.0 x 150 mm) size 5 (2.0 x 12.0 x 200 mm)	
	4628	size 2 (0.6 x 3.5 x 75 mm) size 4 (0.8 x 4.0 x 125 mm)	
	4630	PH1; PH2; PH3	
	4724	size 2 (1.0 x 5.5 x 25 mm)	
	65 01 6 180	180 mm	
	65 29 6 200	200 mm	
	65 30 6 200	200 mm	
	65 43 4 002	J2 180 mm	
	65 45 4 002	A2 180 mm	
	65 54 4 250	255 mm	
	65 64 2 250	250 mm	
	66 02 6 160	160 mm	
	10670	310 mm	
	10676	85 x 12 x 315 mm	
	10961	500 g	
	11095/13	0.05–1 mm	
	12025	210 mm	
	12030	260 mm	
	12035	210 mm	
	12050	300 mm	
	12150	200 mm	
	12200	145 mm	
	12250		
	12320		
	12375		
	12935/3	3 m	

802N Large tool set

129 tools

Code			kg
97840312			28.1
	12/10	4; 4.5; 5; 5.5; 6; 7; 8; 9; 10; 11 mm	
	13/26	6; 7; 8; 9; 10; 11; 12; 13; 14; 15; 16; 17; 18; 19; 20; 21; 22; 23; 24; 25; 26; 27; 28; 29; 30; 32 mm	
	29	10 x 11; 12 x 13; 14 x 15; 16 x 18; 17 x 19; 21 x 23 mm	
	35c Pkw	17; 19; 22 mm; 1/2" ■	
	39 **39/1**	400 mm (2x) 600 mm (2x)	
	50	1/2" O 10; 11; 12; 13; 14; 15; 16; 17; 18; 19; 20; 21; 22; 23; 24; 25; 26; 27; 28; 30; 32 mm	
	51	1/2" O 13; 16 mm-5/8"; 17; 18; 19 mm; 20.8 mm-13/16"; 22; 24; 27; 30; 32 mm	
	54	1/2" O 4; 5; 6; 8; 10; 12; 14 mm	
	501	1/2" ■ 433 mm	
	504/15	1/2" ■ 397 mm	
	506	1/2" ■ 300 mm	
	509/2	1/2" ■ O 52 mm	
	509/5	1/2" ■ O 130 mm	
	509/10	1/2" ■ O 255 mm	
	510	1/2" ■ O 71 mm	
	512	1/2" ■	
	100/8	200 mm	
	103	150 mm	
	104	120 x 4 mm	
	105	100 x 10 mm	
	4622	size 2 (1.2 x 6.5 x 125 mm) size 3 (1.2 x 8.0 x 150 mm) size 5 (2.0 x 12.0 x 200 mm)	
	4628	size 2 (0.6 x 3.5 x 75 mm) size 4 (0.8 x 4.0 x 125 mm)	
	4630	PH1; PH2; PH3	
	4724	size 2 (1.0 x 5.5 x 25 mm)	
	65 01 6 180	180 mm	
	65 29 6 200	200 mm	
	65 30 6 200	200 mm	
	65 43 4 002	J2 180 mm	
	65 45 4 002	A2 180 mm	
	65 54 4 250	255 mm	
	65 64 2 250	250 mm	
	66 02 6 160	160 mm	

KG1 final ES DE EN 2019-10-29.indd 30 29.10.2019 10:48:03

10670	310 mm
10676	85 x 12 x 315 mm
10961	500 g
11095/13	0.05–1 mm
12025	210 mm
12030	260 mm
12035	210 mm
12050	300 mm
12150	200 mm
12200	145 mm
12250	
12320	
12375	
12935/3	3 m

803N Large tool set

164 tools

Code			kg
97842613			17.8
	10/12	6 x 7; 8 x 9; 10 x 11; 12 x 13; 14 x 15; 16 x 17; 18 x 19; 20 x 22; 21 x 23; 24 x 27; 25 x 28; 30 x 32 mm	
	10a	1/4 x 5/16; 3/8 x 7/16; 1/2 x 9/16; 5/8 x 11/16; 3/4 x 7/8; 15/16 x 1"	
	12/10	4; 4.5; 5; 5.5; 6; 7; 8; 9; 10; 11 mm	
	12a/13	5/32; 3/16; 13/64; 7/32; 15/64; 1/4; 9/32; 5/16; 11/32; 3/8; 7/16; 1/2; 9/16"	
	13	8; 9; 10; 11; 12; 13; 14; 15; 16; 17; 18; 19 mm	
	13a	3/8; 7/16; 1/2; 9/16; 5/8; 11/16; 3/4"	
	21	6 x 7; 8 x 9; 10 x 11; 12 x 13; 14 x 15; 17 x 19 mm	
	20a	1/4 x 5/16; 3/8 x 7/16; 1/2 x 9/16; 3/4 x 7/8; 15/16 x 1"	
	23/8	6 x 7; 8 x 9; 10 x 11; 12 x 13; 14 x 15; 16 x 17; 18 x 19; 20 x 22 mm	
	230a	3/8 x 7/16; 1/2 x 9/16; 9/16 x 5/8; 11/16 x 3/4; 13/16 x 7/8; 15/16 x 1"	
	50	1/2" O 10; 11; 12; 13; 14; 15; 16; 17; 18; 19; 20; 21; 22; 23; 24; 27; 30; 32 mm	
	50a	1/2" O 3/8; 7/16; 1/2; 9/16; 5/8; 11/16; 3/4; 13/16; 7/8; 15/16; 1; 1 1/16; 1 1/8; 1 3/16; 1 1/4"	
	501	1/2" ■ 433 mm	
	504/15	1/2" ■ 397 mm	
	506	1/2" ■ 300 mm	
	509/2	1/2" ■ O 52 mm	
	509/5	1/2" ■ O 130 mm	
	509/10	1/2" ■ O 255 mm	
	510	1/2" ■ O 71 mm	
	512	1/2" ■	
	100	150 mm	
	105	120 x 12 mm	
	108	150 x 4; 150 x 6 mm	
	4620	size 3 (1.0 x 5.5 x 100 mm) size 4 (1.2 x 6.5 x 150 mm) size 5 (1.6 x 8.0 x 175 mm) size 6 (1.6 x 10.0 x 200 mm)	
	4628	size 2 (0.6 x 3.5 x 75 mm)	
	4630	PH1; PH2; PH3	
	4724	size 2 (1.0 x 5.5 x 25 mm)	

65016200	200 mm
65095160	160 mm
65516240	240 mm
66026160	160 mm
10760CV/9	1.5; 2; 2.5; 3; 4; 5; 6; 8; 10 mm
10760aCV/10T	1/16; 5/64; 3/32; 1/8; 5/32; 3/16; 7/32; 1/4; 5/16; 3/8"
10970	1 lb.
12050	300 mm

804N Large tool set

106 tools

Code			kg
97842714			12.7
	12/10	4; 4.5; 5; 5.5; 6; 7; 8; 9; 10; 11 mm	
	13	6; 7; 8; 9; 10; 11; 12; 13; 15; 16; 17; 18; 19; 21; 22; 24; 27; 30; 32 mm	
	40/13/6	1/4" O No 40: 3.5; 4; 4.5; 5; 5.5; 6; 7; 8; 9; 10; 11; 12; 13 mm; No 400; 404; 405/2; 405/6; 407; 415	
	50	1/2" O 10; 12; 13; 14; 15; 16; 17; 18; 19; 21; 22; 24; 27; 30; 32 mm	
	51	1/2" O 16 mm-5/8"; 20.8 mm-13/16"	
	506	1/2" ■ 300 mm	
	509/5	1/2" ■ O 130 mm	
	509/10	1/2" ■ O 255 mm	
	510	1/2" ■ O 71 mm	
	512	1/2" ■	
	100/8	200 mm	
	103	200 mm	
	105-8/6 K	No 105/120 x 10 mm No 108/150 x 2.5; 150 x 3; 150 x 4; 150 x 5; 150 x 6 mm	
	4620	size 1 (0.6 x 3.5 x 75 mm) size 2 (0.8 x 4.0 x 100 mm) size 3 (1.0 x 5.5 x 125 mm) size 4 (1.2 x 6.5 x 150 mm) size 5 (1.6 x 8.0 x 175 mm)	
	4628	size 1 (0.4 x 2.5 x 60 mm)	
	4630	PH1; PH2	
	65016180	180 mm	
	65296200	200 mm	
	65516240	240 mm	
	65642250	250 mm	
	66026160	160 mm	
	10760CV/9	1.5; 2; 2.5; 3; 4; 5; 6; 8; 10 mm	
	10955	35 mm ∅	
	10961	500 g	
	11095/20	0.05–1 mm	
	12251		
	12321		
	12375		

1

811N Car tool set

84 tools

Code			kg
97841311			16.3
	10/12	6 x 7; 8 x 9; 10 x 11; 12 x 13; 14 x 15; 16 x 17; 18 x 19; 20 x 22; 21 x 23; 24 x 27; 25 x 28; 30 x 32 mm	
	20/12	6 x 7; 8 x 9; 10 x 11; 12 x 13; 14 x 15; 16 x 17; 18 x 19; 20 x 22; 21 x 23; 24 x 27; 25 x 28; 30 x 32 mm	
	39	400 mm (2x)	
	50	1/2" O 10; 11; 12; 13; 14; 15; 16; 17; 19; 21; 22; 23; 24; 26; 27; 30; 32 mm	
	51	1/2" O 16 mm-5/8"; 20.8 mm-13/16"	
	54	1/2" O 4; 5; 6; 8; 10; 12; 14 mm	
	504/15	1/2" ■ 397 mm	
	506	1/2" ■ 300 mm	
	509/2	1/2" ■ O 52 mm	
	509/5	1/2" ■ O 130 mm	
	509/10	1/2" ■ O 255 mm	
	510	1/2" ■ O 71 mm	
	512	1/2" ■	
	100/8	200 mm	
	103	150 mm	
	104	120 x 4 mm	
	105	100 x 10 mm	
	4622	size 2 (1.2 x 6.5 x 125 mm) size 3 (1.2 x 8.0 x 150 mm) size 5 (2.0 x 12.0 x 200 mm)	
	4628	size 2 (0.6 x 3.5 x 75 mm) size 4 (0.8 x 4.0 x 125 mm)	
	4630	PH1; PH2; PH3	
	4724	size 2 (1.0 x 5.5 x 25 mm)	
	65016180	180 mm	
	65296200	200 mm	
	65306200	200 mm	
	65434002	J2 180 mm	
	65454002	A2 180 mm	
	65544250	255 mm	
	65642250	250 mm	
	66026160	160 mm	
	10670	310 mm	
	10676	85 x 12 x 315 mm	
	10961	500 g	
	12375		

3027 Electrician tool set

85 tools

Code			kg
97843101			6.3
	13 **13/9**	6; 7 mm 9; 10; 11; 12; 13; 14; 17; 19; 22 mm	
	40/23/6	1/4" O No 40: 5; 5.5; 6; 7; 8; 9; 10; 11; 12; 13; 14 mm No 41K: 0.6 x 3.5; 1 x 5.5; 1.2 x 8 mm No 44K: 3; 4; 5; 6; 8 mm No 44P: PH1; PH2; PH3; PH4 No 400; 404; 405/2; 405/6; 407; 415	
	46 **4600**	3/8" O 12; 20.8 mm 3/8" O 16 mm	
	425	3/8" ■ 165 mm	
	428	3/8" ■ O 46 mm	
	427/6	3/8" ■ O 160 mm	
	4628	size 2 (0.6 x 3.5 x 75 mm) size 4 (0.8 x 4.0 x 125 mm) size 6 (1.0 x 5.5 x 200 mm)	
	4630	PH1; PH2	
	4724	size 2 (1.0 x 5.5 x 25 mm)	
	4734	PH2	
	10546	size 3	
	10551	PH1 x PH2	
	10760CV/9	1.5; 2; 2.5; 3; 4; 5; 6; 8; 10 mm	
	65015180	180 mm	
	65295160	160 mm	
	65305160	160 mm	
	65516240	240 mm	
	66026140	140 mm	
	66225160	160 mm	
	66380220	220 mm	
	7756	3–48 volt	
	10956	∅ 35 mm	
	1551	for contact sizing ▭ 2.8 mm	
	1552	for contact sizing ▭ 5.8 mm	
	1560	Content: 1 piece No 1501 ejection tool for contact sizing ∅ 1.5 mm 1 piece No 1502 ejection tool for contact sizing ∅ 3.5 mm 1 piece No 1503 ejection tool for contact sizing ∅ 4.0 mm ABS (trucks) resp. mounting bush No 1523 2 pieces No 1511 dismounting bush ∅ 1.5 mm (1 piece assembled) 2 pieces No 1512 dismounting bush ∅ 3.5 mm (1 piece assembled) 2 pieces No 1513 dismounting bush ∅ 4.0 mm 1 piece No 1523 mounting bush (ABS)	

KG1 final ES DE EN 2019-10-29.indd 32 29.10.2019 10:48:17

841N Construction machinery set

129 tools

Code			kg
97841418			35.8
	10/9	6 x 7; 8 x 9; 10 x 11; 12 x 13; 14 x 15; 16 x 17; 18 x 19; 20 x 22; 21 x 24 mm	
	14	6; 7; 8; 9; 10; 11; 12; 13; 14; 15; 16; 17; 18; 19; 20; 21; 22; 24; 27; 30; 32; 34; 36 mm	
	40/13/6	1/4" **O** No 40 3.5; 4; 4.5; 5; 5.5; 6; 7; 8; 9; 10; 11; 12; 13 mm; No 400; 404; 405/2; 405/6; 407; 415	
	50/16/6	1/2" **O** No 50: 10; 11; 12; 13; 14; 15; 16; 17; 18; 19; 21; 22; 24; 27; 30; 32 mm No 506; 509/5; 509/10; 506; 510; 512	
	504/15	1/2" ■ 397 mm	
	514	3/4" ■ 1/2" **O**	
	55/9/6N	3/4" **O** No 55: 32; 34; 36; 38; 41; 46; 50; 55; 60 mm No 552; 554; 556; 558; 559/8; 559/16	
	568	1/2" ■ 3/4" **O**	
	102-5/6T	No 104/120 x 2; 120 x 4 mm No 105/120 x 10 mm No 106/125 mm; 150 mm No 107/125 mm	
	4840	PZ1; PZ2	
	4891	⊖ 4820: 0.6 x 3.5 x 75 mm 0.8 x 4.0 x 100 mm 1.0 x 5.5 x 125 mm 1.2 x 6.5 x 150 mm ⊕ 4830: PH1; PH2	
	10760CV/9	1.5; 2; 2.5; 3; 4; 5; 6; 8; 10 mm	
	65015180	180 mm	
	65315170	170 mm	
	65632250	250 mm	
	65672280	280 mm	
	65726240	240 mm	
	66005160	160 mm	
	10956	∅ 35 mm	
	10961	300; 500 g	
	11095/20	20 blades 0.05–1 mm	
	12050	300 mm	
	12050R	10 blades	
	12374		
	12600	1800 g	
	12935/3	3 m	

Tool sets for aerospace industry

13200a Basic tool set for aircraft mechanics (piston engine)

178 tools

Code			kg
97846011			15.1
	12a/13	5/32; 3/16; 13/64; 7/32; 15/64; 1/4; 9/32; 5/16; 11/32; 3/8; 7/16; 1/2; 9/16"	
	13a	3/16; 13/64; 7/32; 15/64; 1/4; 9/32; 5/16; 11/32; 3/8; 7/16; 1/2; 9/16; 19/32; 5/8; 11/16; 3/4; 25/32; 13/16; 7/8; 15/16; 1"	
	230a	1/4 x 5/16; 5/16 x 11/32; 3/8 x 7/16; 7/16 x 1/2; 1/2 x 9/16; 9/16 x 5/8; 11/16 x 3/4; 13/16 x 7/8; 15/16 x 1"	
	4025	size 4	
	40aD/30/7QR	1/4" **O** No 40a: 1/8" No 40aD: 5/32; 3/16; 7/32; 1/4; 9/32; 5/16; 11/32; 3/8; 7/16; 1/2; 9/16" No 40aDL: 5/32; 3/16; 7/32; 1/4; 9/32; 5/16; 11/32; 3/8; 7/16; 1/2; 9/16" No 402a: 1/4; 9/32; 5/16; 11/32; 3/8; 7/16; 1/2" No 400QR; 405/2QR (2x); 405/6QR; 407QR; 412; 415 SG-QR	
	409	3/8" ■ 1/4" **O**	
	415SGB N	1/4" **O**	
	46a	3/8" **O** 7/16; 1/2; 9/16; 5/8"	
	427/18	3/8" ■ **O** 455 mm	
	431	1/4" ■ 3/8" **O**	
	45a/22/8QR	3/8" **O** No 45a: 1/4; 5/16; 11/32; 3/8; 7/16; 1/2; 9/16; 5/8; 11/16; 3/4; 13/16; 7/8; 15/16; 1" No 47a: 5/16; 3/8; 7/16; 1/2; 9/16; 5/8; 11/16; 3/4" No 427/10QR; 427/6QR; 427/3QR; 428QR; 435SG-QR; 442; 443; 453QR	
	1220 **1221** **1222** **1223**	PH0 PH1 PH2 PH3	
	13010	sizes 0; 1; 2; 3; 4; 5; 6; 8; 10	
	4006/1	1/4" **O**	
	12503	1/4" **O**	
	4622	size 1 (1.0 x 5.5 x 100 mm) size 3 (1.2 x 8.0 x 150 mm) size 4 (1.6 x 10.0 x 175 mm)	
	4632	PH1; PH2; PH3	
	10760aCV/13	0.028; 0.035; 0.050; 1/16; 5/64; 3/32; 7/64; 1/8; 9/64; 5/32; 3/16; 7/32; 1/4"	
	65015180	180 mm	
	65105190	190 mm	
	65315170	170 mm	
	65516240	240 mm	
	65751280	280 mm	
	66005180	180 mm	
	105-8/6 K	No 105/120 x 10 mm; No 108/150 x 2.5; 150 x 3; 150 x 4; 150 x 5; 150 x 6 mm	
	10670	215 mm	
	10955	∅ 27 mm	
	10961	300 g	
	12320		
	12321		

Continuation see next page

12600	500 g
12900	
12921N	∅ 50 mm
12922E	∅ 6 mm
12935/3	3 m
13110	300 mm
13126-1	
13148	

13205a Standard aircraft maintenance tool set

131 tools

Code		kg
97846012		7.8
12a/13	5/32; 3/16; 13/64; 7/32; 15/64; 1/4; 9/32; 5/16; 11/32; 3/8; 7/16; 1/2; 9/16"	
13a	3/16; 13/64; 7/32; 15/64; 1/4; 9/32; 5/16; 11/32; 3/8; 7/16; 1/2; 9/16; 19/32; 5/8; 11/16; 3/4"	
230a	5/16 x 11/32; 3/8 x 7/16; 7/16 x 1/2; 1/2 x 9/16; 9/16 x 5/8; 11/16 x 3/4"	
4025	size 4	
409	3/8" ■ 1/4" O	
40aD/30/7QR	1/4" O No 40a: 1/8" No 40aD: 5/32; 3/16; 7/32; 1/4; 9/32; 5/16; 11/32; 3/8; 7/16; 1/2; 9/16" No 40aDL: 5/32; 3/16; 7/32; 1/4; 9/32; 5/16; 11/32; 3/8; 7/16; 1/2; 9/16" No 402a: 1/4; 9/32; 5/16; 11/32; 3/8; 7/16; 1/2" No 400QR; 405/2QR (2x); 405/6QR; 407QR; 412; 415 SG-QR	
1161-1166	0.5 x 4; 0.6 x 3.5; 0.6 x 4.5; 0.8 x 4; 0.8 x 5.5; 1 x 5.5 mm	
1220-1223	PH0; PH1; PH2; PH3	
13008	sizes 0; 1; 2; 3; 4; 5	
13010	sizes 0; 1; 2; 3; 4; 5; 6; 8; 10	
4006/1	1/4" O	
12503	1/4" O	
4622	size 1 (1.0 x 5.5 x 100 mm) size 3 (1.2 x 8.0 x 150 mm) size 4 (1.6 x 10.0 x 175 mm)	
4632	PH1; PH2; PH3	
65015180	180 mm	
65105190	190 mm	
65315170	170 mm	
65516240	240 mm	
65751220	230 mm	
66005180	180 mm	
105-8/6 K	No 105/120 x 10 mm No 108/150 x 2.5; 150 x 3; 150 x 4; 150 x 5; 150 x 6 mm	
10955	∅ 27 mm	
10961	300 g	
12025	210 mm	
12030	260 mm	
12035	210 mm	
12036	250 mm	
12053		
12321		
12900N		
12921N	∅ 40 mm	
13110	300 mm	
13126-1		

13207a Electricians set in tool case No 13209

110 tools

Code		kg
98810322		12.5
13a	3/16; 13/64; 7/32; 15/64; 1/4; 9/32; 5/16; 11/32; 3/8; 7/16; 1/2; 9/16; 19/32; 5/8; 11/16; 3/4"	
12a/13	5/32; 3/16; 13/64; 7/32; 15/64; 1/4; 9/32; 5/16; 11/32; 3/8; 7/16; 1/2; 9/16"	
40a	1/4" O; 1/8"; 5/32"	
400QR	1/4" ■ 150 mm	
40aD/12/7QR	1/4" O No 40a: 1/8" No 40aD: 5/32; 3/16; 7/32; 1/4; 9/32; 5/16; 11/32; 3/8; 7/16; 1/2; 9/16" No 400QR; 405/2QR (2x); 405/6QR; 407QR; 412; 415SG-QR	
4006/1	1/4" O	
4660 VDE	size 1 (0.4 x 2.5 x 75 mm) size 3 (0.6 x 3.5 x 100 mm) size 5 (1.0 x 5.5 x 125 mm) size 6 (1.2 x 6.5 x 150 mm)	
4665 VDE	PH0; PH1; PH2	
10760aCV/13	0.028; 0.035; 0.050; 1/16; 5/64; 3/32; 7/64; 1/8; 9/64; 5/32; 3/16; 7/32; 1/4"	
65015160, 65015180	160, 180 mm	
65245160	160 mm	
65295200	200 mm	
65305200	200 mm	
65315170	170 mm	
65156125	125 mm	
65765231	230 mm	
66005130	125 mm	
66025180	180 mm	
66235160	160 mm	
105-8/6 K	No 105/120 x 10 mm No 108/150 x 2.5; 150 x 3; 150 x 4; 150 x 5; 150 x 6 mm	
10961	300 g	
12053		
12320		
12600	500 g	
12921N	∅ 40 mm	
12922E	∅ 6 mm	
13008	sizes 0; 1; 2; 3; 4; 5	
13010	sizes 0; 1; 2; 3; 4; 5	
13126-1		
13130		
13131		
13209		

KG1 final ES DE EN 2019-10-29.indd 34 29.10.2019 10:48:31

13208a Board case for aircraft in tool case No 13209

57 tools

Code			kg
98810323			9
	13a	1/4; 9/32; 5/16; 11/32; 3/8; 7/16; 1/2"	
	4025	size 4; 6; 8	
	1220 **1221** **1222** **1223**	PH0 PH1 PH2 PH3	
	13008	sizes 0; 1; 2; 3; 4; 5; 6	
	13010	sizes 0; 1; 2; 3; 4; 5; 6; 8; 10	
	4006/1	1/4" O	
	4622	size 1 (1.0 x 5.5 x 100 mm) size 3 (1.2 x 8.0 x 150 mm) size 4 (1.6 x 10.0 x 175 mm)	
	4632	PH1; PH2; PH3	
	10760aCV/13	0.028; 0.035; 0.050; 1/16; 5/64; 3/32; 7/64; 1/8; 9/64; 5/32; 3/16; 7/32; 1/4"	
	65015180	180 mm	
	65105190	190 mm	
	65516240	240 mm	
	65765231	230 mm	
	66005180	180 mm	
	12320		
	13126-1		
	13209		

13210 Electronics set in tool case No 13209

101 tools

Code			kg
98810301			10.5
	13 **13a**	5.5; 6; 7; 8; 9; 10; 11; 12; 13; 14 mm 3/16; 7/32; 1/4; 3/8; 1/2"	
	16	3.2; 3.5; 4; 4.5; 5 mm	
	4025	size 4	
	4621	size 5 (1.2 x 8.0 x 160 mm)	
	4630	PH0; PH1; PH2	
	4660 VDE	size 1 (0.4 x 2.5 x 75 mm) size 4 (0.8 x 4.0 x 100 mm) size 6 (1.2 x 6.5 x 150 mm)	
	4724	size 1 (0.6 x 3.5 x 25 mm) size 2 (1.0 x 5.5 x 25 mm)	
	4753	◉ sizes 0.7; 0.9; 1.3 mm	
	4797	⊖ 4751: 0.3 x 1.5; 0.4 x 2; 0.4 x 2.5; 0.5 x 3 mm ⊕ 4752: PH00; PH0; PH1	
	10546	size 2 (0.8 x 4.0 x 100 mm) size 3 (1.0 x 5.5 x 125 mm)	
	10554	125–250 volt	
	10760aCV/13	0.028; 0.035; 0.050; 1/16; 5/64; 3/32; 7/64; 1/8; 9/64; 5/32; 3/16; 7/32; 1/4"	
	10765	2; 2.5; 3; 4 mm	
	12500N	6; 7 mm	
	018/3		
	109	sizes 1; 2; 3; 4; 5; 6; 7; 8	
	65015160	160 mm	
	65115135	140 mm	
	65325170	170 mm	
	65365160	160 mm	
	66046110	112 mm	
	66066130	125 mm	
	66235160	160 mm	
	12900N		
	10971		
	12921N	∅ 50 mm	
	13100		
	13148		
		drip oiler	
		magnetic lifter	
		electronics tweezers	
		electronics tweezers	
		extractor hook set	
		test equipment set for safety applications	
		universal soldering iron	
		solder	
		solder removing pump, antistatic	
		blade holders with blades	
		lamp extractor	
		magnifying glass	
		2 screw-holding screwdrivers	
		tweezers	
		stripper	
		set of soldering tools	
		solder removing wire	
		hand vice	
		inspection mirror, insulated, ∅ 40 mm	
	13209		

KG1 final ES DE EN 2019-10-29.indd 35 29.10.2019 10:48:43

1

13211a Sheetmetal set

53 tools

Code			kg
97846008			9.9
	10a	1/4 x 5/16; 3/8 x 7/16; 1/2 x 9/16"	
	13a	7/32; 11/32"	
	230a	1/4 x 5/16; 3/8 x 7/16; 1/2 x 9/16"	
	4025	size 8	
	442 **443**	1/4" ○ 3/8" ○ 5/16" ○ 3/8" ○	
	453QR	3/8" ■	
	103	150 mm	
	104-5/6D	No 104/120 x 2; 120 x 3; 120 x 4; 120 x 5; 120 x 6 mm No 105/120 mm	
	104	120 x 8 mm	
	108/6D	No 108/150 x 2.5; 150 x 3; 150 x 4; 150 x 5; 150 x 6; 150 x 8 mm	
	4622	size 1 (1.0 x 5.5 x 100 mm) size 3 (1.2 x 8.0 x 150 mm) size 4 (1.6 x 10.0 x 175 mm) size 6 (2.5 x 14.0 x 250 mm)	
	4630	PH1; PH2; PH3	
	4734	PH2	
	65016180	180 mm	
	65642175	175 mm	
	66026160	160 mm	
	10670	265 mm	
	10955	∅ 32 mm	
	10970	3/4; 1 1/2 lb.	
	12025	210 mm	
	12030	260 mm	
	12035	210 mm	
	12036	260 mm	
	12050	465 mm	
	12200	145 mm	
	12378		
	12752R		
	12800		
	12900N		
	12935/3	3 m	
	13110	300 mm	

13213a Engine mechanics set

129 tools

Code			kg
97846010			12.1
	13a **130a**	19/32; 5/8; 11/16; 3/4" 1/4; 9/32; 5/16; 11/32; 3/8; 7/16; 1/2; 9/16"	
	24	1/4 x 5/16; 5/16 x 3/8; 3/8 x 7/16; 1/2 x 9/16; 5/8 x 3/4"	
	230a	1/4 x 5/16; 5/16 x 3/8; 3/8 x 7/16; 7/16 x 1/2; 9/16 x 5/8; 5/8 x 3/4; 11/16 x 3/4"	
	405	1/4" ■ ○ sizes 10; 14	
	413	1/4" ■	
	415SGB N	1/4" ○	
	40aD/30/7QR	1/4" ○ No 40a: 1/8" No 40aD: 5/32; 3/16; 7/32; 1/4; 9/32; 5/16; 11/32; 3/8; 7/16; 1/2; 9/16" No 40aDL: 5/32; 3/16; 7/32; 1/4; 9/32; 5/16; 11/32; 3/8; 7/16; 1/2; 9/16" No 402a: 1/4; 9/32; 5/16; 11/32; 3/8; 7/16; 1/2" No 400QR; 405/2QR (2x); 405/6QR; 407QR; 412; 415 SG-QR	
	45a/22/8QR	3/8" ○ No 45a: 1/4; 5/16; 11/32; 3/8; 7/16; 1/2; 9/16; 5/8; 11/16; 3/4; 13/16; 7/8; 15/16; 1" No 47a: 5/16; 3/8; 7/16; 1/2; 9/16; 5/8; 11/16; 3/4" No 427/10QR; 427/6QR; 427/3QR; 428QR; 435SG-QR; 442; 443; 453QR	
	109	sizes 1; 2; 3; 4; 5	
	4622	size 1 (1.0 x 5.5 x 100 mm) size 2 (1.2 x 6.5 x 125 mm) size 4 (1.6 x 10.0 x 175 mm) size 5 (2.0 x 12.0 x 200 mm)	
	4631	PH1; PH2	
	4632	PH1; PH2; PH3	
	10760aCV/10T	1/16; 5/64; 3/32; 1/8; 5/32; 3/16; 7/32; 1/4; 5/16; 3/8"	
	65165200	200 mm	
	65315170	170 mm	
	65516240	240 mm	
	65751220	230 mm	
	66005160	160 mm	
	10961	300 g	
	11097/22	4-25/1000"	
	12600	500 g	
	12900N		
	12921N	∅ 50 mm	

KG1 final ES DE EN 2019-10-29.indd 36 29.10.2019 10:48:50

13214 Line maintenance set in tool box No 13216/4

TCS QR

- for maintenance on aeroplanes and helicopters
- 122 tools

Code	kg
98814803	27.5

96830804

96830795



96830805

96830806

96831794

96830804	No	Content
	40	1/4" O 4; 4.5 mm
	40D	1/4" O 5; 5.5; 6; 7; 8; 9; 10; 11; 12; 13; 14 mm
	40L **40DL**	1/4" O 4.5 mm 1/4" O 5; 5.5; 6; 7; 8; 9; 10; 11; 12; 13; 14 mm
	402	1/4" O 6; 7; 8; 9; 10 mm
	405QR/2	1/4" ■ O 54 mm
	405QR/6	1/4" ■ O 150 mm
	407QR	1/4" ■ O 38 mm
	409M	3/8" ■ 1/4" O
	412	1/4" O O
	415QR N	1/4" ■
	45	3/8" O 15; 17; 19; 21; 22; 24 mm
	46	3/8" O 15; 17; 19; 21 mm
	427QR/3	3/8" ■ O 76 mm
	427QR/10	3/8" ■ O 240 mm
	428QR	3/8" ■ O 46 mm
	431	1/4" ■ 3/8" O

96830804	No	Content
	432M	1/2" ■ 3/8" O
	443	5/16" O 3/8" O
	435QR N	3/8" ■
	25	7 x 8; 9 x 10; 12 x 13; 17 x 19 mm
	12921N	∅ 50 mm

96830795	No	Content
	65165200	200 mm
	65325170	170 mm
	65516240	240 mm
	65642175	175 mm
	65751220	230 mm
	66005160	160 mm

96830805	No	Content
	13	5.5; 6; 7; 8; 9; 10; 12; 13; 14; 15; 17; 19; 20; 21; 22; 24; 27; 30 mm
	16	3.2; 3.5; 4; 4.5; 5 mm

96830806	No	Content
	4622	size 1 (1.0 x 5.5 x 100 mm) size 3 (1.2 x 8.0 x 150 mm)
	11095/20	0.05–1 mm
	12935/3	3 m
	10767/9	1.5; 2; 2.5; 3; 4; 5; 6; 8; 10 mm
	12900N	150 mm/6"
	12320	
	12321	
	13126-1	

96831794	No	Content
	4632	PH1; PH2; PH3
	415SGB N	1/4" O
	104	120 x 2; 120 x 3; 120 x 4; 120 x 5 mm
	109	sizes 2; 5
	10961	500 g
	10956	∅ 35 mm

	No	Content
	453QR	3/8" ■
	1163	0.6 x 4.5 mm
	12600	270 g
	12922E	∅ 6 mm
	8050	size 6 (4x); size 12 (6x)
	4000	
	12053	
	13216/4	

13214 WT/LR Line maintenance set in tool trolley No 13217

TCS QR

- for maintenance on aeroplanes and helicopters
- 121 tools
- tool trolley No 13217 and accessories (see pages 21, 22)

Code	kg
98814900	26.5

96830100

96830101

96830102

96830103

96830104

96830105

96830100	No	Content
	40	1/4" O 4; 4.5 mm
	40L	1/4" O 4.5 mm
	40D	1/4" O 5; 5.5; 6; 7; 8; 9; 10; 11; 12; 13; 14 mm
	40DL	1/4" O 5; 5.5; 6; 7; 8; 9; 10; 11; 12; 13; 14 mm
	402	1/4" O 6; 7; 8; 9; 10 mm
	405QR/2	1/4" ■ O 54 mm
	405QR/6	1/4" ■ O 150 mm
	407QR	1/4" ■ O 38 mm
	409M	3/8" ■ 1/4" O
	412	1/4" O O
	415QR N	1/4" ■
	415SGB N	1/4" O
	45	3/8" O 15; 17; 19; 21; 22; 24 mm
	46	3/8" O 15; 17; 19; 21 mm

96830100	No	Content
	427QR/3	3/8" ■ O 76 mm
	427QR/10	3/8" ■ O 240 mm
	428QR	3/8" ■ O 46 mm
	431	1/4" ■ 3/8" O
	432M	1/2" ■ 3/8" O
	435QR N	3/8" ■
	443	5/16" O 3/8" O

96830101	No	Content
	25	7 x 8; 9 x 10; 12 x 13; 17 x 19 mm
	453QR	3/8" ■
	11095/20	0.05–1 mm
	12600	270 g
	12921M	∅ 57 mm
	12922E	∅ 6 mm
	12320	
	12321	
	13126-2	

96830102	No	Content
	65165200	200 mm
	65325170	170 mm
	65516240	240 mm
	65642175	175 mm
	65751220	230 mm
	66005160	160 mm

96830103	No	Content
	104	120 x 2; 120 x 3; 120 x 4; 120 x 5 mm
	109	sizes 2; 5
	4622	size 1 (1.0 x 5.5 x 100 mm) size 3 (1.2 x 8.0 x 150 mm)
	4632	PH1; PH2; PH3
	10961	500 g
	10956	∅ 35 mm

96830104	No	Content
	13	30 mm
	4008	1/4" O size 1
	12935/3	3 m
	10767/9	1.5; 2; 2.5; 3; 4; 5; 6; 8; 10 mm
	12900	150 mm/6"
	12053	

96830105	No	Content
	13	5.5; 6; 7; 8; 9; 10; 12; 13; 14; 15; 17; 19; 20; 21; 22; 24; 27
	16	3.2; 3.5; 4; 4.5; 5 mm

	No
	13217-1 LR

13214 WW Line maintenance set

TCS QR

- for maintenance on aeroplanes and helicopters
- 121 tools, in TCS inlays (Tool Control System see pages 57-79)
- 4x3/3 inlays for 4 drawers (No 98VA for 2 drawers)
- suitable for workbench No WB620, tool trolleys 90, 95, 95VA, 98VA; magazine case No 920 and wheely box No 922N

Code	kg
97830803	13

96830888

96832206



96832207

96832208

96830888	No	Content
	104	120 x 2; 120 x 3; 120 x 4; 120 x 5 mm
	109	sizes 2; 5
	10961	500 g
	10956	∅ 35 mm
	11095/20	0.05-1 mm
	12935/3	3 m
	12600	270 g
	12900N	150 mm/6"
	12921N	∅ 50 mm
	12922E	∅ 6 mm
	12053	
	12320	
	12321	
	13126-1	

96832206	No	Content
	4622	size 1 (1.0 x 5.5 x 100 mm) size 3 (1.2 x 8.0 x 150 mm)
	4632	PH1; PH2; PH3
	10767/9	1.5; 2; 2.5; 3; 4; 5; 6; 8; 10 mm
	65165200	200 mm
	65325170	170 mm
	65516240	240 mm
	65642175	175 mm
	65751220	230 mm
	66005160	160 mm

96832207	No	Content
	25	7 x 8; 9 x 10; 12 x 13; 17 x 19 mm
	40	1/4" O 4; 4.5 mm
	40D	1/4" O 5; 5.5; 6; 7; 8; 9; 10; 11; 12; 13; 14 mm
	40L **40DL**	1/4" O 4.5 mm 1/4" O 5; 5.5; 6; 7; 8; 9; 10; 11; 12; 13; 14 mm
	402	1/4" O 6; 7; 8; 9; 10 mm
	405QR/2	1/4" ■ O 54 mm
	405QR/6	1/4" ■ O 150 mm
	407QR	1/4" ■ O 38 mm
	409M	3/8" ■ 1/4" O
	412	1/4" O O
	415QR N	1/4" ■
	415SGB N	1/4" O
	45	3/8" O 15; 17; 19; 21; 22; 24 mm
	46	3/8" O 15; 17; 19; 21 mm
	427QR/3	3/8" ■ O 76 mm
	427QR/10	3/8" ■ O 240 mm
	428QR	3/8" ■ O 46 mm
	431	1/4" ■ 3/8" O
	432M	1/2" ■ 3/8" O
	435QR N	3/8" ■
	443	5/16" O 3/8" O
	453QR	3/8" ■
	4000	

96832208	No	Content
	13	5.5; 6; 7; 8; 9; 10; 12; 13; 14; 15; 17; 19; 20; 21; 22; 24; 27; 30 mm
	16	3.2; 3.5; 4; 4.5; 5 mm

Tool Control System.
Safety-conscious inlays.

TCS

Designed to fit our Tool Trolleys and Tool Boxes. With yellow signal cut-outs to show whether all the tools are in their places.

13214a Line maintenance set in tool box No 13216/4

TCS QR

- for maintenance on aeroplanes and helicopters
- 123 tools

Code	kg
98814801	27.2

96835692

96830795



96830796

96831793

96831794

96835692	No	Content
	25aN	1/4 x 5/16; 5/16 x 11/32; 3/8 x 7/16; 1/2 x 9/16"
	40aD	1/4" O 3/16; 7/32; 1/4; 9/32; 5/16; 11/32; 3/8; 7/16; 1/2; 9/16"
	40aDL	1/4" O 3/16; 7/32; 1/4; 9/32; 5/16; 11/32; 3/8; 7/16; 1/2; 9/16"
	402a	1/4" O 1/4; 5/16; 3/8; 7/16; 1/2"
	405QR/2	1/4" ■ O 54 mm
	405QR/6	1/4" ■ O 150 mm
	407QR	1/4" ■ O 38 mm
	409M	3/8" ■ 1/4" O
	412	1/4" O O
	415QR N	1/4" ■
	45a	3/8" O 1/2; 9/16; 19/32; 5/8; 11/16; 3/4; 15/16; 1"
	46a	3/8" O 5/8; 11/16; 3/4; 7/8"
	427QR/3	3/8" ■ O 76 mm
	427QR/10	3/8" ■ O 240 mm
	428QR	3/8" ■ O 46 mm
	431	1/4" ■ 3/8" O
	432M	1/2" ■ 3/8" O
	435QR N	3/8" ■

96835692	No	Content
	443	5/16" O 3/8" O
	12921N	⌀ 50 mm

96830795	No	Content
	65165200	200 mm
	65325170	170 mm
	65516240	240 mm
	65642175	175 mm
	65751220	230 mm
	66005160	160 mm

96830796	No	Content
	13a	3/16; 13/64; 7/32; 15/64; 1/4; 9/32; 5/16; 11/32; 3/8; 7/16; 1/2; 9/16; 19/32; 5/8; 11/16; 3/4; 25/32; 13/16; 7/8; 15/16; 1; 1 1/16; 1 1/8"

96831793	No	Content
	4622	size 1 (1.0 x 5.5 x 100 mm) size 3 (1.2 x 8.0 x 150 mm)
	11095/20	0.05–1 mm
	12935/3	3 m
	12900N	150 mm/6"
	10767a/13	0.050; 1/16; 5/64; 3/32; 7/64; 1/8; 9/64; 5/32; 3/16; 7/32; 1/4; 5/16; 3/8"
	12320	
	12321	
	13126-1	

96831794	No	Content
	104	120 x 2; 120 x 3; 120 x 4; 120 x 5 mm
	109	sizes 2; 5
	415SGB N	1/4" O
	4632	PH1; PH2; PH3
	10961	500 g
	10956	⌀ 35 mm

	No	Content
	453QR	3/8" ■
	1163	0.6 x 4.5 mm
	4000	
	8050	size 6 (4x); size 12 (6x)
	12053	
	12600	270 g
	12922E	⌀ 6 mm
	13216/4	

KG1 final ES DE EN 2019-10-29.indd 40 29.10.2019 10:49:20

13214a WT/LR — Line maintenance set in tool trolley No 13217

TCS QR

- for maintenance on aeroplanes and helicopters
- 122 tools
- tool trolley No 13217 and accessories see pages (see pages 21, 22)

Code	kg
98814905	27

96830106

96830102

96830103

96830107

96830108

96830109

96830106	No	Content
	40aD	1/4" ○ 3/16; 7/32; 1/4; 9/32; 5/16; 11/32; 3/8; 7/16; 1/2; 9/16"
	40aDL	1/4" ○ 3/16; 7/32; 1/4; 9/32; 5/16; 11/32; 3/8; 7/16; 1/2; 9/16"
	402a	1/4" ○ 1/4; 5/16; 3/8; 7/16; 1/2"
	405QR/2	1/4" ■ ○ 54 mm
	405QR/6	1/4" ■ ○ 150 mm
	407QR	1/4" ■ ○ 38 mm
	409M	3/8" ■ 1/4" ○
	412	1/4" ○ ○
	415QR N	1/4" ■
	415SGB N	1/4" ○
	45a	3/8" ○ 1/2; 9/16; 19/32; 5/8; 11/16; 3/4; 15/16; 1"
	46a	3/8" ○ 5/8; 11/16; 3/4; 7/8"
	427QR/3	3/8" ■ ○ 76 mm

96830106	No	Content
	427QR/10	3/8" ■ ○ 240 mm
	428QR	3/8" ■ ○ 46 mm
	431	1/4" ■ 3/8" ○
	432M	1/2" ■ 3/8" ○
	435QR N	3/8" ■
	443	5/16" ○ 3/8" ○

96830102	No	Content
	65165200	200 mm
	65325170	170 mm
	65516240	240 mm
	65642175	175 mm
	65751220	230 mm
	66005160	160 mm

96830103	No	Content
	104	120 x 2; 120 x 3; 120 x 4; 120 x 5 mm
	109	sizes 2; 5
	4622	size 1 (1.0 x 5.5 x 100 mm) size 3 (1.2 x 8.0 x 150 mm)
	4632	PH1; PH2; PH3
	10961	500 g
	10956	∅ 35 mm

96830107	No	Content
	453	3/8" ■
	25aN	1/4 x 5/16; 5/16 x 11/32; 3/8 x 7/16; 1/2 x 9/16"
	11095/20	0.05–1 mm
	12600	270 g
	12921M	∅ 57 mm
	12922E	∅ 6 mm
	12320	
	12321	
	13126-2	

96830108	No	Content
	4008-1	1/4" ○ size 1
	13a	1 1/8"
	12935/3	3 m
	12900N	150 mm/6"
	10767a/13	0.050; 1/16; 5/64; 3/32; 7/64; 1/8; 9/64; 5/32; 3/16; 7/32; 1/4; 5/16; 3/8"
	12053	

96830109	No	Content
	13a	3/16; 13/64; 7/32; 15/64; 1/4; 9/32; 5/16; 11/32; 3/8; 7/16; 1/2; 9/16; 19/32; 5/8; 11/16; 3/4; 25/32; 13/16; 7/8; 15/16; 1; 1 1/16"

	No
	13217-1 LR

13214a WW Line maintenance set

TCS QR

- for maintenance on aeroplanes and helicopters
- 122 tools, in TCS inlays (Tool Control System see pages 57-79)
- 4x3/3 inlays for 4 drawers (No 98VA for 2 drawers)
- suitable for workbench No WB620, tool trolleys 90, 95, 95VA, 98VA, magazine case No 920 and wheely box No 922N

1

Code	kg
97830802	12.5

96830885



96830886

96830887

96830888

96830885	No	Content
	13a	3/16; 13/64; 7/32; 15/64; 1/4; 9/32; 5/16; 11/32; 3/8; 7/16; 1/2; 9/16; 19/32; 5/8; 11/16; 3/4; 25/32; 13/16; 7/8; 15/16; 1; 1 1/16; 1 1/8"

96830886	No	Content
	40aD	1/4" ○ 3/16; 7/32; 1/4; 9/32; 5/16; 11/32; 3/8; 7/16; 1/2; 9/16"
	40aDL	1/4" ○ 3/16; 7/32; 1/4; 9/32; 5/16; 11/32; 3/8; 7/16; 1/2; 9/16"
	402a	1/4" ○ 1/4; 5/16; 3/8; 7/16; 1/2"
	405QR/2	1/4" ■ ○ 54 mm
	405QR/6	1/4" ■ ○ 150 mm
	407QR	1/4" ■ ○ 38 mm
	409M	3/8" ■ 1/4" ○
	415QR N	1/4" ■
	415SGB N	1/4" ○
	412	1/4" ○ ○
	45a	3/8" ○ 1/2; 9/16; 19/32; 5/8; 11/16; 3/4; 15/16; 1"
	46a	3/8" ○ 5/8; 11/16; 3/4; 7/8"
	427QR/3	3/8" ■ ○ 76 mm
	427QR/10	3/8" ■ ○ 240 mm
	428QR	3/8" ■ ○ 46 mm
	431	1/4" ■ 3/8" ○
	432M	1/2" ■ 3/8" ○
	435QR N	3/8" ■
	443	5/16" ○ 3/8" ■
	453QR	3/8" ■
	4000	
	25aN	1/4 x 5/16; 5/16 x 11/32; 3/8 x 7/16; 1/2 x 9/16"

96830887	No	Content
	4622	size 1 (1.0 x 5.5 x 100 mm) size 3 (1.2 x 8.0 x 150 mm)
	4632	PH1; PH2; PH3
	10767a/13	0.050; 1/16; 5/64; 3/32; 7/64; 1/8; 9/64; 5/32; 3/16; 7/32; 1/4; 5/16; 3/8"
	65165200	200 mm
	65325170	170 mm
	65516240	240 mm
	65642175	175 mm
	65751220	230 mm
	66005160	160 mm

96830888	No	Content
	104	120 x 2; 120 x 3; 120 x 4; 120 x 5 mm
	109	sizes 2; 5
	10961	500 g
	10956	∅ 35 mm
	11095/20	0.05-1 mm
	12935/3	3 m
	12600	270 g
	12900N	150 mm/6"
	12921N	∅ 50 mm
	12922E	∅ 6 mm
	12053	
	12320	
	12321	
	13126-1	

13221 WT/TS AOG-Kit for aeroplanes in tool trolley No 13217

TCS QR

- 163 tools, in TCS inlays (Tool Control System see page 57)
- tool trolley No 13217 and accessories see pages 21, 22

Code	kg
98814915	29

96830133

96830134

96830135

96830136

96830137



96830138



96830139

96830140

96830133	No	Content
	40D	1/4" ○ 5; 6; 7; 8; 9; 10; 11; 12; 13; 14 mm
	40DL **40aDL**	1/4" ○ 5; 6; 7; 8; 10; 11; 12; 13 mm 1/4" ○ 3/16; 7/32; 1/4; 9/32; 5/16; 11/32; 3/8; 7/16; 1/2; 9/16"
	405QR/2	1/4" ■ ○ 54 mm
	405QR/6	1/4" ■ ○ 150 mm
	407QR	1/4" ■ ○ 45 mm
	409	3/8" ■ 1/4" ○
	412	1/4" ○ ○

96830133	No	Content
	415QR N	1/4" ■
	415B	1/4" ○
	45	3/8" ○ 10; 11; 12; 13; 14; 15; 16; 17; 18; 19 mm
	45a	3/8" ○ 1/2; 9/16; 19/32; 5/8; 11/16; 3/4; 15/16; 1"
	427QR/3	3/8" ■ ○ 76 mm
	427QR/6	3/8" ■ ○ 160 mm
	428QR	3/8" ■ ○ 46 mm
	431	1/4" ■ 3/8" ○
	435QR N	3/8" ■
	3115	1/4" ■ ⬢
	13010	sizes 4; 5; 6; 8; 10
	4008	1/4" ○ size 1
	13128	

96830134	No	Content
	65015180	180 mm
	65185130	130 mm
	65355200	200 mm
	65515240	245 mm
	65712165	165 mm
	65751220	230 mm
	65765231	230 mm
	66076110	112 mm
	90432513	

96830135	No	Content
	11095/20	0.05–1 mm
	12321	
	12375	
	12900N	150 mm/6"
	12921M	∅ 57 mm
	12922E	∅ 6 mm
	12935/3	3 m
	13110	
	13130	

96830136	No	Content
	105	120 x 10 mm
	108	150 x 2.5; 150 x 3; 150 x 4; 150 x 5; 150 x 6 mm
	10956	∅ 27 mm
	10961	300 g
	12320	
	12600	270 g
	12800	

96830137	No	Content
	10	27 x 32 mm
	17	8; 9; 10; 11; 12; 13; 14; 15; 16; 17; 18; 19 mm

Continuation see next page

96830138	No	Content
	4724	size 2 (1.0 x 5.5 x 25 mm)
	4744	PZ1
	4751	size 4 (0.3 x 1.5 mm) size 6 (0.4 x 2.0 mm) size 7 (0.4 x 2.5 mm) size 8 (0.5 x 3.0 mm)
	4752	PH0; PH1
	10767a/8	5/64; 3/32; 1/8; 5/32; 3/16; 7/32; 1/4; 5/16"
	10767H/9	1.5; 2; 2.5; 3; 4; 5; 6; 8; 10 mm

96830139	No	Content
	10	4 x 5; 6 x 7; 8 x 9; 10 x 11; 12 x 13; 14 x 15; 16 x 17; 18 x 21; 19 x 22 mm
	13a	3/8; 7/16; 1/2; 9/16; 5/8; 11/16"

96830140	No	Content
	23	6 x 7; 8 x 9; 10 x 11; 12 x 13; 14 x 15; 16 x 17; 18 x 19; 20 x 22 mm
	4622SK	size 1 (0.8 x 4.0 x 90 mm) size 3 (1.2 x 6.5 x 125 mm)
	4632SK	PH1; PH2; PH3
	4636	No 4; 8

	No
	13217-3 TS

13224a WT/TS AOG-Kit for aeroplanes in tool trolley No 13217

TCS QR

- 154 tools, in TCS inlays (Tool Control System see page 57)
- tool trolley No 13217 and accessories see pages 21, 22

Code	kg
98814910	28.4

96830110

96830111

96830112



96830113

96830114

96830115



96830116

96830110	No	Content
	40aD	1/4" ○ 3/16; 7/32; 1/4; 9/32; 5/16; 11/32; 3/8; 7/16; 1/2; 9/16"
	40aDL	1/4" ○ 3/16; 7/32; 1/4; 9/32; 5/16; 11/32; 3/8; 7/16; 1/2; 9/16"
	402a **402aK**	1/4" ○ 1/4; 5/16; 3/8; 7/16; 1/2" 1/4" ○ 9/16"
	405W/2	1/4" ■ ○ 54 mm
	405QR/2	1/4" ■ ○ 54 mm
	405QR/6	1/4" ■ ○ 150 mm
	407QR	1/4" ■ ○ 45 mm

96830110	No	Content
	409M	3/8" ■ 1/4" ○
	412	1/4" ○ ○
	415QR N	1/4" ■
	45a	3/8" ○ 1/2; 9/16; 19/32; 5/8; 11/16; 3/4; 15/16; 1"
	46a	3/8" ○ 5/8; 11/16; 3/4; 7/8"
	427W/3	1/4" ■ ○ 76 mm
	427QR/3	3/8" ■ ○ 76 mm
	427QR/10	3/8" ■ ○ 240 mm
	428QR	3/8" ■ ○ 46 mm
	431	1/4" ■ 3/8" ○
	432M	1/2" ■ 3/8" ○
	435QR N	3/8" ■
	443	5/16" ○ 3/8" ○

96830111	No	Content
	104	120 x 2; 120 x 3; 120 x 4; 120 x 5 mm
	109	sizes 2; 5
	10961	300 g
	10956	∅ 27 mm
	12600	270 g
	12922E	∅ 6 mm
	12800	

96830112	No	Content
	65165200	200 mm
	65325170	170 mm
	65642175	175 mm
	65726240	240 mm
	65751220	230 mm
	65765231	230 mm
	66005160	160 mm

96830113	No	Content
	453QR	3/8" ■
	11095/20	0.05–1 mm
	12935/3	3 m
	12900N	150 mm/6"
	12921M	∅ 57 mm
	13110	300 mm
	12053	
	12320	
	12321	

96830114	No	Content
	12a	5/32; 7/32; 1/4"
	13a	3/16; 13/64; 7/32; 15/64; 1/4; 9/32; 5/16; 11/32; 3/8; 7/16; 1/2; 9/16; 19/32; 5/8; 11/16; 3/4; 25/32"
	25aN	1/4 x 5/16; 5/16 x 11/32; 3/8 x 7/16; 1/2 x 9/16"

96830115	No	Content
	415B	1/4" ○
	1204/21-1	4 x ⊕; 4 x ⊕; 9 x ◉; 3 x ◉
	4000	
	4622SK	size 1 (0.8 x 4.0 x 90 mm) size 3 (1.2 x 6.5 x 125 mm)
	4632SK	PH1; PH2; PH3
	4724	size 2 (1.0 x 5.5 x 25 mm)
	4734	PH2
	10767a/13	0.050; 1/16; 5/64; 3/32; 7/64; 1/8; 9/64; 5/32; 3/16; 7/32; 1/4; 5/16; 3/8"
	13126-1	

96830116	No	Content
	13a	13/16; 7/8; 15/16; 1; 1 1/16; 1 1/8"

	No
	13217-2 TS

Tool Trolley 13217.

Ideally equipped.

Sophisticated.
Concealed under the lid are a removable tray with handles and two transparent drawer covers.

Flexible.
Easily removable drawers with endstops and three different drawer heights. Drawers can be inserted in any order.

Ingress protection to IP67.
Also available as a dust and waterproof IP67 version – with additional seals, closures and a pressure equalizing valve.

Organisation is peace-of-mind.
STAHLWILLE's modular standard inlay system.

1

Made in Germany

Tool trays from STAHLWILLE ensure perfect tool management within the Tool Trolley or Tool Box. All the tools are neatly arranged and instantly at hand, and always securely held in the same place. The Tool Trolley or Tool Box can be equipped as required with 1/6, 1/3, 2/3 or 3/3 inlays.

1/6 inlay
175 x 175 mm

1/3 inlay
175 x 350 mm

2/3 inlay
350 x 350 mm

3/3 inlay
530 x 350 mm

FLEXIBLE.

Multi-functional – suites of tools in plastic inlays are suitable for workbench no. WB620, tool trolleys no. 90, 95, 95VA, 98VA, magazine case No. 920 and wheely box No. 922N.

LOGICAL.

The drawers of the Tool Trolleys can be optimally used if different sized inlays together with a few spare inlays are kept in store. In addition, these inlays are made of Skydrol resistant and permanently oil resistant engineering plastic to protect your high-grade tools against damage.

Tool sets in plastic inlays for workbench No WB620, tool trolleys No 90, 95, 95VA, 98VA; magazine case No 920 and wheely box No 922N (modular system)

806/10 Tool set

- 99 tools, in plastic inlays (modular system see page 46-56)
- 9x1/3 and 1x3/3 inlays for 4 drawers (No 98VA for 2 drawers)
- suitable for workbench No WB620, tool trolleys No 90, 95, 95VA, 98VA, magazine case No 920 and wheely box No 922N

Code	kg
98830001	13.8


96838126

96838127

96838128

96838110

96838112

96838113

96838121

96838123

96838125

96838237

96838126	No	Content
	10	6 x 7; 8 x 9; 10 x 11; 12 x 13; 14 x 15; 16 x 17; 18 x 19; 20 x 22; 24 x 27; 30 x 32 mm

96838127	No	Content
	13	6; 7; 8; 9; 10; 11; 12; 13; 14; 15 mm

96838128	No	Content
	13	16; 17; 18; 19; 20; 21; 22; 24 mm

96838110	No	Content
	40	1/4" O 5.5; 6; 7; 8; 9; 10; 11; 12; 13; 14 mm
	400	1/4" ■ 150 mm
	404	1/4" ■ 116 mm
	405/2	1/4" ■ O 54 mm
	405/6	1/4" ■ O 150 mm
	407	1/4" ■ O 38 mm
	412	1/4" O O
	415	1/4" ■
	10760CV	1.5; 2; 2.5; 3; 4; 5; 6; 8; 10; 12 mm

96838112	No	Content
	52	1/2" O 10; 11; 12; 13; 14; 15; 16; 17; 18; 19; 20; 21; 22; 24; 27; 30; 32 mm

96838113	No	Content
	506	1/2" ■ 300 mm
	509/2	1/2" ■ O 52 mm
	509/5	1/2" ■ O 130 mm
	509/10	1/2" ■ O 255 mm
	510	1/2" ■ O 71 mm
	512	1/2" ■

96838121	No	Content
	65015180	180 mm
	65295200	200 mm
	65434002	J2 180 mm
	65454002	A2 180 mm
	65516240	240 mm
	65642250	250 mm
	66025160	160 mm

96838123	No	Content
	102	175 mm
	108	150 x 6; 175 x 6 mm
	109	size 6; 100 x 3.4 mm

96838125	No	Content
	10956	∅ 35 mm
	10961	500 g

96838237	No	Content
	4620	size 1 (0.6 x 3.5 x 75 mm) size 2 (0.8 x 4.0 x 100 mm) size 3 (1.0 x 5.5 x 125 mm) size 4 (1.2 x 6.5 x 150 mm) size 5 (1.6 x 8.0 x 175 mm)
	4630	PH1; PH2; PH3

KG1 final ES DE EN 2019-10-29.indd 47 29.10.2019 10:50:25

808/9 Tool set

- 102 tools, in plastic inlays (modular system see page 46-56)
- 9x1/3 and 1x3/3 inlays for 4 drawers (No 98VA for 2 drawers)
- suitable for workbench No WB620, tool trolleys No 90, 95, 95VA, 98VA; magazine case No 920 and wheely box No 922N

Code	kg
98830002	12.1

96838130

96838105

96838106

96838110

96838111

96838238

96838132

96838124

96838131

96838130	No	Content
	10	5.5 x 7; 8 x 10; 10 x 12; 11 x 13; 12 x 14; 14 x 17; 17 x 19; 18 x 21; 19 x 22; 22 x 24 mm

96838105	No	Content
	14	6; 7; 8; 9; 10; 11; 12; 13; 14; 15 mm

96838106	No	Content
	14	16; 17; 18; 19; 20; 21; 22; 24 mm

96838110	No	Content
	40	1/4" ○ 5.5; 6; 7; 8; 9; 10; 11; 12; 13; 14 mm
	400	1/4" ■ 150 mm
	404	1/4" ■ 116 mm
	405/2	1/4" ■ ○ 54 mm
	405/6	1/4" ■ ○ 150 mm
	407	1/4" ■ ○ 38 mm
	412	1/4" ○ ○
	415	1/4" ■
	10760CV	1.5; 2; 2.5; 3; 4; 5; 6; 8; 10; 12 mm

96838111	No	Content
	456	3/8" ○ 7; 8; 9; 10; 11; 12; 13; 14; 15; 16; 17; 18; 19; 20; 21; 22 mm
	425	3/8" ■ 165 mm
	427/3	3/8" ■ ○ 76 mm
	427/6	3/8" ■ ○ 160 mm
	427/10	3/8" ■ ○ 240 mm
	428	3/8" ■ ○ 46 mm
	435	3/8" ■

96838238	No	Content
	4620	size 1 (0.6 x 3.5 x 75 mm) size 2 (0.8 x 4.0 x 100 mm)
	4622	size 1 (1.0 x 5.5 x 100 mm) size 2 (1.2 x 6.5 x 125 mm) size 3 (1.2 x 8.0 x 150 mm)
	4632	PH1; PH2; PH3

96838132	No	Content
	65015200	200 mm
	65295160	160 mm
	65434002	J2 180 mm
	65454002	A2 180 mm
	65516240	240 mm
	65642250	250 mm
	66025160	160 mm

96838124	No	Content
	102	175 mm
	105	120 x 12 mm
	108	150 x 2.5; 150 x 3; 150 x 4; 150 x 5; 150 x 6; 150 x 8 mm

96838131	No	Content
	10956	∅ 35 mm
	10970	1 lb.

The modular tool tray system

1/6 tray (175 x 175 mm)

1/3 tray (175 x 350 mm)

2/3 tray (350 x 350 mm)

1/3 tray (530 x 350 mm)

KG1 final ES DE EN 2019-10-29.indd 48 29.10.2019 10:50:32

ES 10/10, 5.5x7-22x24 mm

- 175 x 350 x 60 mm
- 10 pieces

Code	g
96838130	1100

	No	Content
	10	5.5 x 7; 8 x 10; 10 x 12; 11 x 13; 12 x 14; 14 x 17; 17 x 19; 18 x 21; 19 x 22; 22 x 24 mm

ES 10/10, 6x7-30x32 mm

- 175 x 350 x 70 mm
- 10 pieces

Code	g
96838126	1515

	No	Content
	10	6 x 7; 8 x 9; 10 x 11; 12 x 13; 14 x 15; 16 x 17; 18 x 19; 20 x 22; 24 x 27; 30 x 32 mm

ES 13/10, 6-15 mm

- 175 x 350 x 40 mm
- 10 pieces

Code	g
96838127	525

	No	Content
	13	6; 7; 8; 9; 10; 11; 12; 13; 14; 15 mm

ES 13/8, 16-24 mm

- 175 x 350 x 54 mm
- 8 pieces

Code	g
96838128	1440

	No	Content
	13	16; 17; 18; 19; 20; 21; 22; 24 mm

ES 13/5, 27-32 mm

- 530 x 350 x 30 mm
- 5 pieces

Code	g
96838104	2280

	No	Content
	13	27; 28; 29; 30; 32 mm

ES 14/10, 6-15 mm

- 175 x 350 x 39 mm
- 10 pieces

Code	g
96838105	700

	No	Content
	14	6; 7; 8; 9; 10; 11; 12; 13; 14; 15 mm

ES 14/8, 16-24 mm

- 175 x 350 x 51 mm
- 8 pieces

Code	g
96838106	1820

	No	Content
	14	16; 17; 18; 19; 20; 21; 22; 24 mm

ES 20/8, 6x7-19x22 mm

- 175 x 350 x 30 mm
- 8 pieces

Code	g
96838167	1266

	No	Content
	20	6 x 7; 8 x 9; 10 x 11; 12 x 13; 14 x 15; 16 x 17; 18 x 21; 19 x 22 mm

ES 20/10, 6x7–30x32 mm

- 530 x 350 x 44 mm
- 10 pieces

Code	g
96838107	2620

	No	Content
	20	6 x 7; 8 x 9; 10 x 11; 12 x 13; 14 x 15; 16 x 17; 18 x 19; 20 x 22; 24 x 27; 30 x 32 mm

ES 24/7, 8x10–19x22 mm

- 175 x 350 x 30 mm
- 7 pieces

Code	g
96838171	860

	No	Content
	24	8 x 10; 10 x 11; 11 x 13; 12 x 14; 14 x 17; 17 x 19; 19 x 22 mm

ES 25/7, 7x8–17x19 mm

- 175 x 350 x 30 mm
- 7 pieces

Code	g
96838108	1020

	No	Content
	25	7 x 8; 9 x 10; 10 x 11; 12 x 13; 14 x 15; 16 x 18; 17 x 19 mm

ES 29/6, 8x9–18x19 mm

- 175 x 350 x 30 mm
- 6 pieces

Code	g
96838109	1185

	No	Content
	29	8 x 9; 10 x 11; 12 x 13; 14 x 15; 16 x 17; 18 x 19 mm

ES 10750/10, 6x7–20x22 mm

- 175 x 350 x 30 mm
- 10 pieces

Code	g
96838168	1132

	No	Content
	10750	6 x 7; 8 x 9; 10 x 11; 12 x 13; 14 x 15; 16 x 17; 18 x 19; 20 x 22 mm
	10750 1/2	sizes 6; 7

ES TX/32

- 175 x 350 x 40 mm
- 32 pieces

Code	g
96838166	931

	No	Content
	21TX	sizes E6 x E8; E10 x E12; E14 x E18; E20 x E24
	45TX	3/8" O sizes E8; E10; E12; E14
	50TX	1/2" O sizes E16; E18; E20
	412	1/4" O O
	442	1/4" O 3/8" O
	543	5/16" O 1/2" O
	1440	size T10
	1441	size T15
	1442	size T20
	1443	size T25
	1444	size T27
	1445	size T30
	1432	size T40
	1433	size T45
	1434	size T50
	10766/9	sizes T8; T9; T10; T15; T20; T25; T27; T30; T40

KG1 final ES DE EN 2019-10-29.indd 50 29.10.2019 10:50:40

ES 1/4" + 10760CV

- 175 x 350 x 41 mm
- 27 pieces

Code	g
96838110	1035

	No	Content
	40	1/4" ○ 5.5; 6; 7; 8; 9; 10; 11; 12; 13; 14 mm
	400	1/4" ■ 150 mm
	404	1/4" ■ 116 mm
	405/2	1/4" ■ ○ 54 mm
	405/6	1/4" ■ ○ 150 mm
	407	1/4" ■ ○ 38 mm
	412	1/4" ○ ○
	415	1/4" ■
	10760CV	1.5; 2; 2.5; 3; 4; 5; 6; 8; 10; 12 mm

ES 456/16/6

- 175 x 350 x 40 mm
- 22 pieces

Code	g
96838111	1555

	No	Content
	456	3/8" ○ 7; 8; 9; 10; 11; 12; 13; 14; 15; 16; 17; 18; 19; 20; 21; 22 mm
	425	3/8" ■ 165 mm
	427/3	3/8" ■ ○ 76 mm
	427/6	3/8" ■ ○ 160 mm
	427/10	3/8" ■ ○ 240 mm
	428	3/8" ■ ○ 46 mm
	435	3/8" ■

ES 52/17

- 175 x 350 x 47 mm
- 17 pieces

Code	g
96838112	1760

	No	Content
	52	1/2" ○ 10; 11; 12; 13; 14; 15; 16; 17; 18; 19; 20; 21; 22; 24; 27; 30; 32 mm

ES 1/2" - 512/6

- 175 x 350 x 35 mm
- 6 pieces

Code	g
96838113	1915

	No	Content
	506	1/2" ■ 300 mm
	509/2	1/2" ■ ○ 52 mm
	509/5	1/2" ■ ○ 130 mm
	509/10	1/2" ■ ○ 255 mm
	510	1/2" ■ ○ 71 mm
	512	1/2" ■

ES 54/54KK

- 175 x 350 x 38 mm
- 14 pieces

Code	g
96838114	1630

	No	Content
	54	1/2" ○ 4; 5; 6; 7; 8; 10; 12; 14; 17; 19 mm
	54KK	1/2" ○ 5; 6; 8; 10 mm

ES 54KK/5

- 175 x 175 x 30 mm
- 5 pieces

Code	g
96838165	505

	No	Content
	54KK	1/2" ○ 5; 6; 7; 8; 10 mm

ES 1054/2054

- 175 x 175 x 30 mm
- 6 pieces

Code	g
96838164	900

No	Content
1054	1/2" O 8; 10; 12 mm
2054	1/2" O 5; 6; 14 mm

ES 2309K/3

- 175 x 175 x 40 mm
- 3 pieces

Code	g
96838260	800

No	Content
2309K	1/2" O 17; 19; 21 mm

ES 54X/54TX

- 175 x 350 x 38 mm
- 16 pieces

Code	g
96838115	1600

No	Content
54X	1/2" O M5; M6; M8; M10; M12; M14; M16
54TX	1/2" O sizes T20; T25; T27; T30; T40; T45; T50; T55; T60

ES 55/6/4

- 530 x 350 x 83 mm
- 10 pieces

Code	g
96838174	7875

No	Content
55	3/4" O 34; 36; 41; 46; 50; 55 mm
552	3/4" ■
556	3/4" ■
558	510 mm
559/8	3/4" ■ O 200 mm

ES 1054/2054TX/6

- 175 x 175 x 30 mm
- 6 pieces

Code	g
96838163	900

No	Content
1054TX	1/2" O sizes T30; T50; T55; T60
2054TX	1/2" O sizes T40; T45

ES 721/15/3/2

- 530 x 350 x 40 mm
- 6 pieces

Code	g
96838172	5060

No	Content
2309K	1/2" O 17; 19; 21 mm
721/15 Quick	30–150 N·m
35c Pkw	17; 19; 22 mm; ■ 1/2"
10599/2	245 mm

ES 2309/4

- 175 x 175 x 40 mm
- 4 pieces

Code	g
96838162	1145

No	Content
2309	1/2" O 17; 19; 21; 22 mm

KG1 final ES DE EN 2019-10-29.indd 52 29.10.2019 10:50:51

ES 4620/4628/4630/7



- 175 x 350 x 39 mm
- 7 pieces

Code	g
96838236	530

No	Content
4620	size 1 (0.6 x 3.5 x 75 mm) size 2 (0.8 x 4.0 x 100 mm) size 3 (1.0 x 5.5 x 125 mm) size 4 (1.2 x 6.5 x 150 mm)
4628	size 1 (0.4 x 2.5 x 60 mm)
4630	PH1; PH2

ES 4622-4734/9

- 175 x 350 x 39 mm
- 9 pieces

Code	g
96838234	865

No	Content
4622	size 1 (1.0 x 5.5 x 100 mm) size 2 (1.2 x 6.5 x 125 mm) size 3 (1.2 x 8.0 x 150 mm) size 4 (1.6 x 10.0 x 175 mm)
4628	size 1 (0.4 x 2.5 x 60 mm)
4632	PH1; PH2
4724	size 2 (1.0 x 5.5 x 25 mm)
4734	PH2

ES 4620/4630/8

- 175 x 350 x 39 mm
- 8 pieces

Code	g
96838237	770

No	Content
4620	size 1 (0.6 x 3.5 x 75 mm) size 2 (0.8 x 4.0 x 100 mm) size 3 (1.0 x 5.5 x 125 mm) size 4 (1.2 x 6.5 x 150 mm) size 5 (1.6 x 8.0 x 175 mm)
4630	PH1; PH2; PH3

ES 4622SK/4632SK/6

- 175 x 350 x 39 mm
- 6 pieces

Code	g
96838219	770

No	Content
4622SK	size 1 (0.8 x 4.0 x 90 mm) size 2 (1.0 x 5.5 x 100 mm) size 3 (1.2 x 6.5 x 125 mm) size 4 (1.2 x 8.0 x 150 mm)
4632SK	PH1; PH2

ES 4620/4622/4632/8

- 175 x 350 x 39 mm
- 8 pieces

Code	g
96838238	770

No	Content
4620	size 1 (0.6 x 3.5 x 75 mm) size 2 (0.8 x 4.0 x 100 mm)
4622	size 1 (1.0 x 5.5 x 100 mm) size 2 (1.2 x 6.5 x 125 mm) size 3 (1.2 x 8.0 x 150 mm)
4632	PH1; PH2; PH3

ES 4650/9

- 175 x 350 x 39 mm
- 9 pieces

Code	g
96838217	645

No	Content
4650	sizes T8; T9; T10; T15; T20; T25; T27; T30; T40

ES 4656/9

- 175 x 350 x 39 mm
- 9 pieces

Code	g
96838218	645

	No	Content
	4656	sizes T8; T9; T10; T15; T20; T25; T27; T30; T40

ES 4660/4665 VDE/6

- 175 x 350 x 39 mm
- 6 pieces

Code	g
96838235	525

	No	Content
	4660 VDE	size 1 (0.4 x 2.5 x 75 mm) size 3 (0.6 x 3.5 x 100 mm) size 5 (1.0 x 5.5 x 125 mm) size 6 (1.2 x 6.5 x 150 mm)
	4665 VDE	PH1; PH2

ES 4820/4830/6

- 175 x 350 x 33 mm
- 6 pieces

Code	g
96838134	480

	No	Content
	4820	size 0.6 x 3.5 x 75 mm size 0.8 x 4.0 x 100 mm size 1.0 x 5.5 x 125 mm size 1.2 x 6.5 x 150 mm
	4830	PH1; PH2

ES 4820/4830/8

- 175 x 350 x 30 mm
- 8 pieces

Code	g
96838135	735

	No	Content
	4820	size 0.6 x 3.5 x 75 mm size 0.8 x 4.0 x 100 mm size 1.0 x 5.5 x 125 mm size 1.2 x 6.5 x 150 mm size 1.6 x 8.0 x 175 mm
	4830	PH1; PH2; PH3

ES 4856/9

- 175 x 350 x 30 mm
- 9 pieces

Code	g
96838136	705

	No	Content
	4856	sizes T8; T9; T10; T15; T20; T25; T27; T30; T40

ES 12500N/7

- 175 x 350 x 39 mm
- 7 pieces

Code	g
96838300	1060

	No	Content
	12500N	7; 8; 9; 10; 11; 12; 13 mm

ES 10769/7

- 175 x 350 x 35 mm
- 7 pieces

Code	g
96838120	450

	No	Content
	10769	sizes T10; T15; T20; T25; T27; T30; T40

KG1 final ES DE EN 2019-10-29.indd 54 29.10.2019 10:50:58

ES 10769B/7

- 175 x 350 x 35 mm
- 7 pieces

Code	g
96838129	420

	No	Content
	10769B	sizes T10; T15; T20; T25; T27; T30; T40

ES 10768/6

- 350 x 350 x 37 mm
- 6 pieces

Code	g
96838119	780

	No	Content
	10768	3; 4; 5; 6; 8; 10 mm

ES 6501-6602/7A

- 530 x 350 x 40 mm
- 7 pieces

Code	g
96838121	2085

	No	
	65015180	180 mm
	65295200	200 mm
	65434002	J2 180 mm
	65454002	A2 180 mm
	65516240	240 mm
	65642250	250 mm
	66025160	160 mm

ES 6501-6602/7B

- 530 x 350 x 40 mm
- 7 pieces

Code	g
96838132	2055

	No	
	65015200	200 mm
	65295160	160 mm
	65434002	J2 180 mm
	65454002	A2 180 mm
	65516240	240 mm
	65642250	250 mm
	66025160	160 mm

ES 6543-6546/4

- 175 x 350 x 30 mm
- 4 pieces

Code	g
96838122	700

	No	
	65434002	J2 180 mm
	65444021	J21 170 mm
	65454002	A2 180 mm
	65464021	A21 170 mm

ES 102/108/109/4

- 175 x 350 x 30 mm
- 4 pieces

Code	g
96838123	555

	No	Content
	102	175 mm
	108	150 x 6; 175 x 6 mm
	109	size 6; 100 x 3.4 mm

KG1 final ES DE EN 2019-10-29.indd 55 29.10.2019 10:51:07

ES 102/105/108/8

- 175 x 350 x 33 mm
- 8 pieces

Code	g
96838124	900

	No	Content
	102	175 mm
	105	120 x 12 mm
	108	150 x 2.5; 150 x 3; 150 x 4; 150 x 5; 150 x 6; 150 x 8 mm

ES 10956/10970/2

- 175 x 350 x 45 mm
- 2 pieces

Code	g
96838131	1075

	No	
	10956	∅ 35 mm
	10970	1 lb.

ES 10670–13110/11

- 530 x 350 x 35 mm
- 11 pieces

Code	g
96838173	2120

	No	
	10670	265 mm
	12025	210 mm
	12030	260 mm
	12035	210 mm
	12036	260 mm
	12050	465 mm
	12320	
	12321	
	12377	
	12935/3	3 m
	13110	300 mm

Empty inlay

- 175 x 350 x30 mm

Code	g
83812047	110

Empty inlay

- 175 x 175 x 28 mm

Code	g
83812080	55

ES 10956/10961/2

- 175 x 350 x 45 mm
- 2 pieces

Code	g
96838125	1130

	No	
	10956	∅ 35 mm
	10961	500 g

The modular tool tray system

1/6 tray (175 x 175 mm)

1/3 tray (175 x 350 mm)

2/3 tray (350 x 350 mm)

1/3 tray (530 x 350 mm)

KG1 final ES DE EN 2019-10-29.indd 56 29.10.2019 10:51:10

The modular tool inlay system.
Tool Control System – built-in safety.

Made in Germany

Originally developed by STAHLWILLE to meet high safety requirements for the aerospace industry, today users from all trades and industries appreciate the advantages of the Tool Control System (TCS). STAHLWILLE's Tool Control System (TCS) combines the highest levels of protection against damage, adds safety and efficiency and rounds off with the reassuring feeling that none of the tools has been left in a place that could, at some point in the future, become a safety risk.

1/3 inlay
175 x 350 mm

2/3 inlay
350 x 350 mm

3/3 inlay
530 x 350 mm

TCS

UNMISTAKEABLE.

Thanks to the noticeable yellow background, a quick glance at the tray shows instantly if everything is where it should be. The inlays are chemical-resistant and extremely flexible.

TAILOR-MADE.

Thanks to computer-aided production, every tool cut-out fits perfectly. Additional »push-out« recesses allow convenient removal of tools.

Tool sets in TCS inlays for workbench No WB620, tool trolleys No 90, 95, 95VA, 98VA; magazine case No 920 and wheelybox No 922N

1

806/9 TCS TCS tool set

TCS

- 98 tools, in TCS inlays (Tool Control System see page 57-79)
- 7x1/3, 1x2/3 and 1x3/3 inlays for 4 drawers (No 98VA for 2 drawers)
- suitable for workbench No WB620, tool trolleys No 90, 95, 95VA, 98VA; magazine case No 920 and wheely box No 922N

Code	kg
98830004	13.2

96838175



96838176

96838177



96838278

96838179

96838180

96838181

96838183

96838182

96838175	No	Content
	506	1/2" ■ 300 mm
	509/2	1/2" ■ O 52 mm
	509/5	1/2" ■ O 130 mm
	509/10	1/2" ■ O 255 mm
	510	1/2" ■ O 71 mm
	512	1/2" ■

96838176	No	Content
	40	1/4" O 5.5; 6; 7; 8; 9; 10; 11; 12; 13; 14 mm
	400	1/4" ■ 150 mm
	404	1/4" ■ 116 mm
	405/2	1/4" ■ O 54 mm
	405/6	1/4" ■ O 150 mm
	407	1/4" ■ O 38 mm
	412	1/4" O O
	415	1/4" ■
	10760CV	1.5; 2; 2.5; 3; 4; 5; 6; 8; 10; 12 mm

96838177	No	Content
	52	1/2" O 10; 11; 12; 13; 14; 15; 16; 17; 18; 19; 20; 21; 22; 24; 27; 30; 32 mm

96838278	No	Content
	4620	size 1 (0.6 x 3.5 x 75 mm) size 2 (0.8 x 4.0 x 100 mm) size 3 (1.0 x 5.5 x 125 mm) size 4 (1.2 x 6.5 x 150 mm)
	4630	PH1; PH2; PH3

96838179	No	Content
	65015180	180 mm
	65295200	200 mm
	65516240	240 mm
	66025160	160 mm

96838180	No	Content
	65434002	J2 180 mm
	65454002	A2 180 mm
	65642250	250 mm

96838181	No	Content
	10956	∅ 35 mm
	10961	500 g
	102	175 mm
	108	150 x 6; 175 x 6 mm
	109	size 6; 100 x 3.4 mm

96838182	No	Content
	10	6 x 7; 8 x 9; 10 x 11; 12 x 13; 14 x 15; 16 x 17; 18 x 19; 20 x 22; 24 x 27; 30 x 32 mm

96838183	No	Content
	13	6; 7; 8; 9; 10; 11; 12; 13; 14; 15; 16; 17; 18; 19; 20; 21; 22; 24 mm

KG1 final ES DE EN 2019-10-29.indd 58 29.10.2019 10:51:31

TCS 10/11, 6x7-34x36 mm

- 175 x 350 x 82 mm
- 11 pieces

Code	g
96830167	2056

	No	Content
	10	6 x 7; 8 x 9; 10 x 11; 12 x 13; 14 x 15; 16 x 17; 18 x 21; 19 x 22; 24 x 27; 30 x 32; 34 x 36 mm

TCS 10/10, 6x7-30x32 mm

- 350 x 350 x 30 mm
- 10 pieces

Code	g
96838182	1550

	No	Content
	10	6 x 7; 8 x 9; 10 x 11; 12 x 13; 14 x 15; 16 x 17; 18 x 19; 20 x 22; 24 x 27; 30 x 32 mm

TCS 10/10, 6x7-30x32 mm MF

- 175 x 350 x 75 mm
- 10 pieces

Code	g
96830353	1437

	No	Content
	10	6 x 7; 8 x 9; 10 x 11; 12 x 13; 14 x 15; 16 x 17; 18 x 21; 19 x 22; 24 x 27; 30 x 32 mm

TCS 10+13+24/30

- 530 x 350 x 75 mm
- 30 pieces

Code	g
96830605	3724

	No	Content
	10	6 x 7; 8 x 9; 10 x 11; 12 x 13; 14 x 15; 16 x 17; 18 x 19; 20 x 22; 21 x 24 mm
	13	6; 7; 8; 9; 10; 11; 12; 13; 14; 15; 16; 17; 18; 19; 21; 22; 24; 27; 30; 32 mm
	24	10 x 11 mm

TCS 10/10, 6x7-24x27 mm

- 175 x 350 x 66 mm
- 10 pieces

Code	g
96838187	1287

	No	Content
	10	6 x 7; 8 x 9; 10 x 11; 12 x 13; 14 x 15; 16 x 17; 18 x 19; 20 x 22; 21 x 24; 24 x 27 mm

TCS 10/10, 6x7-24x27 mm MF

- 175 x 350 x 70 mm
- 10 pieces

Code	g
96830358	1320

	No	Content
	10	6 x 7; 8 x 9; 10 x 11; 12 x 13; 14 x 15; 16 x 17; 18 x 19; 20 x 22; 21 x 24; 24 x 27 mm

TCS 10a/9

- 175 x 350 x 70 mm
- 9 pieces

Code	g
96838779	1555

No	Content
10a	1/4 x 5/16; 3/8 x 7/16; 1/2 x 9/16; 19/32 x 11/16; 5/8 x 3/4; 3/4 x 7/8; 25/32 x 13/16; 15/16 x 1; 1 1/8 x 1 5/16"

TCS 13/17, 6–24 mm

- 350 x 350 x 60 mm
- 17 pieces

Code	g
96830164	1615

No	Content
13	6; 7; 8; 9; 10; 11; 12; 13; 14; 15; 16; 17; 18; 19; 21; 22; 24 mm

TCS 13/17, 6–24 mm MF

- 350 x 350 x 60 mm
- 17 pieces

Code	g
96830351	1700

No	Content
13	6; 7; 8; 9; 10; 11; 12; 13; 14; 15; 16; 17; 18; 19; 21; 22; 24 mm

TCS 13/18, 6–24 mm

- 530 x 350 x 35 mm
- 18 pieces

Code	g
96838183	2040

No	Content
13	6; 7; 8; 9; 10; 11; 12; 13; 14; 15; 16; 17; 18; 19; 20; 21; 22; 24 mm

TCS 13/21, 6–34 mm

- 530 x 350 x 75 mm
- 21 pieces

Code	g
96830174	3710

No	Content
13	6; 7; 8; 9; 10; 11; 12; 13; 14; 15; 16; 17; 18; 19; 21; 22; 24; 27; 30; 32; 34 mm

TCS 13/25, 5.5-34 mm

- 530 x 350 x 80 mm
- 25 pieces

Code	g
96832096	4500

No	Content
13	5.5; 6; 7; 8; 9; 10; 11; 12; 13; 14; 15; 16; 17; 18; 19; 20; 21; 22; 23; 24; 27; 29. 30; 32; 34 mm

KG1 final ES DE EN 2019-10-29.indd 60 29.10.2019 10:51:43

TCS 12+13+14/29

- 530 x 350 x 80 mm
- 29 pieces

Code	g
96830193	3752

	No	Content
	12	5.5; 12; 14 mm (2x)
	13	7; 11 mm (2x); 6; 8; 9; 10; 12; 13; 14; 15; 16; 17; 18; 19; 20; 22; 24; 30; 32; 36 mm (1x)
	14	17 mm

TCS 13a/19

- 350 x 350 x 55 mm
- 19 pieces

Code	g
96838778	2000

	No	Content
	13a	3/16; 7/32; 1/4; 9/32; 5/16; 11/32; 3/8; 7/16; 1/2; 9/16; 19/32; 5/8; 11/16; 3/4; 25/32; 13/16; 7/8; 15/16; 1"

TCS 13a/23

- 530 x 350 x 35 mm
- 23 pieces

Code	g
96830885	2800

	No	Content
	13a	3/16; 13/64; 7/32; 15/64; 1/4; 9/32; 5/16; 11/32; 3/8; 7/16; 1/2; 9/16; 19/32; 5/8; 11/16; 3/4; 25/32; 13/16; 7/8; 15/16; 1; 1 1/16; 1 1/8"

TCS 14/5, 17–21 mm

- 175 x 350 x 30 mm
- 5 pieces

Code	g
96838188	1065

	No	Content
	14	17; 18; 19; 20; 21 mm

TCS 14/8, 8–16 mm

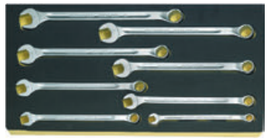

- 175 x 350 x 30 mm
- 8 pieces

Code	g
96838189	660

	No	Content
	14	8; 10; 11; 12; 13; 14; 15; 16 mm

TCS 14/18, 6-24 mm

- 350 x 350 x 60 mm
- 18 pieces

Code	g
96838750	2348

	No	Content
	14	6; 7; 8; 9; 10; 11; 12; 13; 14; 15; 16; 17; 18; 19; 20; 21; 22; 24 mm

KG1 final ES DE EN 2019-10-29.indd 61 29.10.2019 10:51:46

TCS 14/21, 6-36 mm



- 530 x 350 x 75 mm
- 21 pieces

Code	g
96838771	4988

	No	Content
	14	6; 7; 8; 9; 10; 11; 12; 13; 14; 15; 16; 17; 18; 19; 21; 22; 24; 27; 30; 32; 36 mm

TCS 17/12

- 175 x 350 x 45 mm
- 12 pieces

Code	g
96830649	1460

	No	Content
	17	8; 9; 10; 11; 12; 13; 14; 15; 16; 17; 18; 19 mm

TCS 20/8, 6x7-19x22 mm

- 175 x 350 x 45 mm
- 8 pieces

Code	g
96838192	1338

	No	Content
	20	6 x 7; 8 x 9; 10 x 11; 12 x 13; 14 x 15; 16 x 17; 18 x 21; 19 x 22 mm

TCS 20/8, 6x7-19x22 mm MF

- 175 x 350 x 45 mm
- 8 pieces

Code	g
96830356	1323

	No	Content
	20	6 x 7; 8 x 9; 10 x 11; 12 x 13; 14 x 15; 16 x 17; 18 x 21; 19 x 22 mm

TCS 20/10, 6x7-30x32 mm

- 350 x 350 x 45 mm
- 10 pieces

Code	g
96830166	2500

	No	Content
	20	6 x 7; 8 x 9; 10 x 11; 12 x 13; 14 x 15; 16 x 17; 18 x 21; 19 x 22; 24 x 27; 30 x 32 mm

TCS 24/7, 8x10-19x22 mm

- 175 x 350 x 35 mm
- 7 pieces

Code	g
96838758	780

	No	Content
	24	8 x 10; 10 x 11; 11 x 13; 12 x 14; 14 x 17; 17 x 19; 19 x 22 mm

TCS 25/7

- 175 x 350 x 30 mm
- 7 pieces

Code	g
96838751	1015

	No	Content
	25	7 x 8; 9 x 10; 10 x 11; 12 x 13; 14 x 15; 16 x 18; 17 x 19 mm

TCS 240/6

- 175 x 350 x 35 mm
- 6 pieces

Code	g
96838774	1163

	No	Content
	240	10; 11; 13; 14; 17; 19 mm

KG1 final ES DE EN 2019-10-29.indd 62 29.10.2019 10:51:50

TCS 29/6, 8x9-18x19 mm

TCS

- 175 x 350 x 35 mm
- 6 pieces

Code	g
96838764	1079

	No	Content
	29	8 x 9; 10 x 11; 12 x 13; 14 x 15; 16 x 17; 18 x 19 mm

TCS 29/7, 8x9-20x22 mm

TCS

- 175 x 350 x 40 mm
- 7 pieces

Code	g
96830195	1520

	No	Content
	29	8 x 9; 10 x 11; 12 x 13; 14 x 15; 16 x 17; 18 x 19; 20 x 22 mm

TCS 4025/3

NEW

TCS

- 175 x 350 x 30 mm
- 3 pieces

Code	g
96838797	920

	No	Content
	4025	sizes 6; 8; 10

TCS 4026/3

NEW

TCS

- 175 x 350 x 30 mm
- 3 pieces

Code	g
96838796	908

	No	Content
	4026	sizes 6; 8; 10

TCS 10750/10, 6x7-20x22 mm

TCS

- 175 x 350 x 40 mm
- 10 pieces

Code	g
96838756	1130

	No	Content
	10750	6 x 7; 8 x 9; 10 x 11; 12 x 13; 14 x 15; 16 x 17; 18 x 19; 20 x 22 mm
	10750 ½	sizes 6; 7

TCS 1/4" + 10760CV

TCS



- 175 x 350 x 43 mm
- 27 pieces

Code	g
96838176	987

	No	Content
	40	1/4" O 5.5; 6; 7; 8; 9; 10; 11; 12; 13; 14 mm
	400	1/4" ■ 150 mm
	404	1/4" ■ 116 mm
	405/2	1/4" ■ O 54 mm
	405/6	1/4" ■ O 150 mm
	407	1/4" ■ O 38 mm
	412	1/4" O O
	415	1/4" ■
	10760CV	1.5; 2; 2.5; 3; 4; 5; 6; 8; 10; 12 mm

TCS 1/4" + 10760CV QR

NEW

TCS QR

- 175 x 350 x 43 mm
- 27 pieces

Code	g
96830364	987

	No	Content
	40	1/4" O 5.5; 6; 7; 8; 9; 10; 11; 12; 13; 14 mm
	400QR	1/4" ■ 150 mm
	404QR	1/4" ■ 116 mm
	405QR/2	1/4" ■ O 54 mm
	405QR/6	1/4" ■ O 150 mm
	407QR	1/4" ■ O 38 mm
	412	1/4" O O
	415QR N	1/4" ■
	10760 CV	1.5; 2; 2.5; 3; 4; 5; 6; 8; 10; 12 mm

1

TCS 40/41/44/8

- 175 x 350 x 45 mm
- 33 pieces

Code	g
96830217	715

	No	Content
	40	1/4" O 5; 5.5; 6; 7; 8; 9; 10; 11; 12; 13; 14 mm
	41K	1/4" O, ⊖ 0.6 x 3.5; 1.0 x 5.5; 1.2 x 8 mm
	44K	1/4" O, ⬢ 3; 4; 5; 6; 8 mm
	44P	1/4" O, ⊕ PH1; PH2; PH3; PH4
	PZ1221 **PZ1222**	1/4" ⬢, ⊕ PZ1 1/4" ⬢, ⊕ PZ2
	400	1/4" ■ 150 mm
	404	1/4" ■ 116 mm
	405/2	1/4" ■ O 54 mm
	405/6	1/4" ■ O 150 mm
	407	1/4" ■ O 38 mm
	409	3/8" ■ 1/4" O
	412	1/4" O O
	415	1/4" ■

TCS 40/35/9

- 175 x 350 x 40 mm
- 44 pieces

Code	g
96830601	1045

	No	Content
	40	1/4" O 5; 5.5; 6; 7; 8; 9; 10; 11; 12; 13; 14 mm
	40L	1/4" O 4; 4.5; 5; 5.5; 6; 7; 8; 9; 10; 11; 12; 13 mm
	41K	1/4" O, ⊖ 0.6 x 3.5; 1.0 x 5.5; 1.2 x 8 mm
	44K	1/4" O, ⬢ 3; 4; 5; 6; 8 mm
	44P	1/4" O, ⊕ PH1; PH2; PH3; PH4
	400	1/4" ■ 150 mm
	404	1/4" ■ 116 mm
	405/2 **405/4**	1/4" ■ O 54 mm 1/4" ■ O 100 mm
	405/6	1/4" ■ O 150 mm
	407	1/4" ■ O 38 mm
	409	3/8" ■ 1/4" O
	412	1/4" O O
	415	1/4" ■

TCS 40/41/44/8QR

- 175 x 350 x 45 mm
- 33 pieces

Code	g
96830365	715

	No	Content
	40	1/4" O 5; 5.5; 6; 7; 8; 9; 10; 11; 12; 13; 14 mm
	41K	1/4" O, ⊖ 0.6 x 3.5; 1.0 x 5.5; 1.2 x 8 mm
	44K	1/4" O, ● 3; 4; 5; 6; 8 mm
	44P	1/4" O, ⊕ PH1; PH2; PH3; PH4
	PZ1221 **PZ1222**	1/4" O, ⊕ PZ1 1/4" O, ⊕ PZ2
	400QR	1/4" ■ 150 mm
	404QR	1/4" ■ 116 mm
	405QR/2	1/4" ■ O 54 mm
	405QR/6	1/4" ■ O 150 mm
	407QR	1/4" ■ O 38 mm
	409	3/8" ■ 1/4" O
	412	1/4" O O
	415QR N	1/4" ■

TCS 40/35/9QR

- 175 x 350 x 40 mm
- 44 pieces

Code	g
96830366	1045

	No	Content
	40	1/4" O 5; 5.5; 6; 7; 8; 9; 10; 11; 12; 13; 14 mm
	40L	1/4" O 4; 4.5; 5; 5.5; 6; 7; 8; 9; 10; 11; 12; 13 mm
	41K	1/4" O, ⊖ 0.6 x 3.5; 1.0 x 5.5; 1.2 x 8 mm
	44K	1/4" O, ⬢ 3; 4; 5; 6; 8 mm
	44P	1/4" O, ⊕ PH1; PH2; PH3; PH4
	400QR	1/4" ■ 150 mm
	404QR	1/4" ■ 116 mm
	405QR/2 **405QR/4**	1/4" ■ O 54 mm 1/4" ■ O 100 mm
	405QR/6	1/4" ■ O 150 mm
	407QR	1/4" ■ O 38 mm
	409	3/8" ■ 1/4" O
	412	1/4" O O
	415QR N	1/4" ■

KG1 final ES DE EN 2019-10-29.indd 64 29.10.2019 10:52:15

TCS 4008/8/52



- 175 x 350 x 50 mm
- 60 pieces

Code	g
96838773	665

No	Content
412	1/4" O O
412/1	1/4" O 10 mm ●
442	1/4" O 3/8" O
1200/1	1/4" O ●
3825/1	1/4" O ●
3115/1	1/4" ■ ●
4008	1/4" O size 1
4008	1/4" O size 2
1300	3 mm (2x)
1301	4 mm (2x)
1302	5 mm (2x)
1303	6 mm (2x)
1304	8 mm (2x)
1220	PH0 (2x)
1221	PH1 (2x)
1222	PH2 (2x)
1223	PH3 (2x)
PZ1221	PZ1 (2x)
PZ1222	PZ2 (2x)
PZ1223	PZ3 (2x)
1414	size T10 (2x)
1415	size T15 (2x)
1416	size T20 (2x)
1417	size T25 (2x)
1419	size T30 (2x)
1420	size T40 (2x)
1440	size T10 (2x)
1441	size T15 (2x)
1442	size T20 (2x)
1443	size T25 (2x)
1445	size T30 (2x)
1446	size T40 (2x)
1161	size 0.5 x 4.0 mm
1163	size 0.6 x 4.5 mm
1165	size 0.8 x 5.5 mm
1166/1	size 1.2 x 6.5 mm

Tool Control System.
The safety inlay system.

Designed to fit our Tool Trolleys and Tool Boxes
With yellow signal cut-outs to show whether all
the tools are in their places.

TCS 456/16/6

- 175 x 350 x 45 mm
- 22 pieces

Code	g
96838752	1465

No	Content
456	3/8" O 7; 8; 9; 10; 11; 12; 13; 14; 15; 16; 17; 18; 19; 20; 21; 22 mm
425	3/8" ■ 165 mm
427/3	3/8" ■ O 76 mm
427/6	3/8" ■ O 160 mm
427/10	3/8" ■ O 240 m
428	3/8" ■ O 46 mm
435	3/8" ■

TCS 456/16/6QR

NEW

- 175 x 350 x 45 mm
- 22 pieces

Code	g
96830367	1465

No	Content
456	3/8" O 7; 8; 9; 10; 11; 12; 13; 14; 15; 16; 17; 18; 19; 20; 21; 22 mm
425QR	3/8" ■ 165 mm
427QR/3	3/8" ■ O 76 mm
427QR/6	3/8" ■ O 160 mm
427QR/10	3/8" ■ O 240 mm
428QR	3/8" ■ O 46 mm
435QR N	3/8" ■

TCS 49/1049/2049/45TX/49TX

- 175 x 350 x 40 mm
- 24 pieces

Code	g
96838772	1188

No	Content
49	3/8" O 4; 5; 6; 7; 8; 10 mm
1049	3/8" O 7 mm
2049	3/8" O 4; 5; 6; 8; 10 mm
45TX	3/8" O sizes E5; E6; E7; E8; E10; E12
49TX	3/8" O sizes T10; T15; T20; T25; T30; T40

1

TCS 456/16/7

- 175 x 350 x 40 mm
- 23 pieces

Code	g
96830218	1400

	No	Content
	456	3/8" ○ 7; 8; 9; 10; 11; 12; 13; 14; 15; 16; 17; 18; 19; 20; 21; 22 mm
	427/3	3/8" ■ ○ 76 mm
	427/5	3/8" ■ ○ 125 mm
	427/10	3/8" ■ ○ 240 mm
	428	3/8" ■ ○ 46 mm
	431	1/4" ■ 3/8" ○
	432	1/2" ■ 3/8" ○
	435	3/8" ■

TCS 456/16/4 MF QR

- 175 x 350 x 45 mm
- 20 pieces

Code	g
96830371	1123

	No	Content
	456	3/8" ○ 7; 8; 9; 10; 11; 12; 13; 14; 15; 16; 17; 18; 19; 20; 21; 22 mm
	427QR/6	3/8" ■ ○ 160 mm
	427QR/10	3/8" ■ ○ 240 mm
	428QR	3/8" ■ ○ 46 mm
	435QR N	3/8" ■

TCS 456/16/7QR

- 175 x 350 x 40 mm
- 23 pieces

Code	g
96830370	1400

	No	Content
	456	3/8" ○ 7; 8; 9; 10; 11; 12; 13; 14; 15; 16; 17; 18; 19; 20; 21; 22 mm
	427QR/3	3/8" ■ ○ 76 mm
	427QR/6	3/8" ■ ○ 160 mm
	427QR/10	3/8" ■ ○ 240 mm
	428QR	3/8" ■ ○ 46 mm
	431	1/4" ■ 3/8" ○
	432	1/2" ■ 3/8" ○
	435QR N	3/8" ■

TCS 456/31/8

- 350 x 350 x 32 mm
- 39 pieces

Code	g
96830602	2701

	No	Content
	456	3/8" ○ 7; 8; 9; 10; 11; 12; 13; 14; 15; 16; 17; 18; 19; 20; 21; 22 mm
	46	3/8" ○ 10; 11; 12; 13 mm
	47	3/8" ○ 10; 11; 12; 13; 14; 15; 16 mm
	1049	3/8" ○ 9 mm
	49X	3/8" ○ sizes M6; M8; M10
	427/3	3/8" ■ ○ 76 mm
	427/5	3/8" ■ ○ 125 mm
	427/10	3/8" ■ ○ 240 mm
	428	3/8" ■ ○ 46 mm
	431	1/4" ■ 3/8" ○
	432	1/2" ■ 3/8" ○
	435	3/8" ■
	452QR	3/8" ■

TCS 456/16/4 MF

- 175 x 350 x 45 mm
- 20 pieces

Code	g
96830357	1123

	No	Content
	456	3/8" ○ 7; 8; 9; 10; 11; 12; 13; 14; 15; 16; 17; 18; 19; 20; 21; 22 mm
	427/5	3/8" ■ ○ 125 mm
	427/10	3/8" ■ ○ 240 mm
	428	3/8" ■ ○ 46 mm
	435	3/8" ■

KG1 final ES DE EN 2019-10-29.indd 66 29.10.2019 10:52:38

TCS 1/2"-512/6

TCS

- 175 x 350 x 35 mm
- 6 pieces

Code	g
96838175	1845

	No	Content
	506	1/2" ■ 300 mm
	509/2	1/2" ■ O 52 mm
	509/5	1/2" ■ O 130 mm
	509/10	1/2" ■ O 255 mm
	510	1/2" ■ O 71 mm
	512	1/2" ■

TCS 1/2" - 512/9QR

NEW

TCS QR

- 175 x 350 x 40 mm
- 9 pieces

Code	g
96830363	2364

	No	Content
	506QR	1/2" ■ 300 mm
	509QR/2	1/2" ■ O 52 mm
	509QR/5	1/2" ■ O 130 mm
	509QR/10	1/2" ■ O 255 mm (2x)
	510QR	1/2" ■ O 80 mm
	512QR N	1/2" ■
	513	3/8" ■ 1/2" O
	514	3/4" ■ 1/2" O

TCS 1/2" - 512/6QR

NEW

TCS QR

- 175 x 350 x 35 mm
- 6 pieces

Code	g
96830362	1845

	No	Content
	506QR	1/2" ■ 300 mm
	509QR/2	1/2" ■ O 52 mm
	509QR/5	1/2" ■ O 130 mm
	509QR/10	1/2" ■ O 255 mm
	510QR	1/2" ■ O 80 mm
	512QR N	1/2" ■

TCS 52/14/4

TCS

- 175 x 350 x 50 mm
- 18 pieces

Code	g
96838781	2510

	No	Content
	52	1/2" O 10; 11; 12; 13; 14; 15; 16; 17; 18; 19; 22; 24; 27; 30 mm
	509/5	1/2" ■ O 130 mm
	509/10	1/2" ■ O 255 mm
	510	1/2" ■ O 71 mm
	512	1/2" ■

TCS 1/2"-512/9

TCS

- 175 x 350 x 40 mm
- 9 pieces

Code	g
96830603	2364

	No	Content
	506	1/2" ■ 300 mm
	509/2	1/2" ■ O 52 mm
	509/5	1/2" ■ O 130 mm
	509/10	1/2" ■ O 255 mm (2x)
	510	1/2" ■ O 71 mm
	512	1/2" ■
	513	3/8" ■ 1/2" O
	514	3/4" ■ 1/2" O

TCS 52/14/4QR

NEW

TCS QR

- 175 x 350 x 50 mm
- 18 pieces

Code	g
96830352	2510

	No	Content
	52	1/2" O 10; 11; 12; 13; 14; 15; 16; 17; 18; 19; 22; 24; 27; 30 mm
	509QR/5	1/2" ■ O 130 mm
	509QR/10	1/2" ■ O 255 mm
	510QR	1/2" ■ O 80 mm
	512QR N	1/2 ■

TCS 50/52/30/6 MF

- 350 x 350 x 70 mm
- 36 pieces

Code	g
96830354	4604

	No	Content
	50	1/2" O 10; 11; 12; 13; 14; 15; 16; 17; 18; 19; 30 mm
	52	1/2" O 12; 13; 17; 18; 19; 20; 21; 22; 24; 27; 30; 32; 34 mm
	54	1/2" O 5; 6; 7; 8; 10; 12 mm
	506	1/2" ■ 300 mm
	509/5	1/2" ■ O 130 mm
	509/10	1/2" ■ O 255 mm
	510	1/2" ■ O 71 mm
	512	1/2" ■
	513	3/8" ■ 1/2" O

TCS 50/52/30/6 MF QR

- 350 x 350 x 70 mm
- 36 pieces

Code	g
96830360	4604

	No	Content
	50	1/2" O 10; 11; 12; 13; 14; 15; 16; 17; 18; 19; 30 mm
	52	1/2" O 12; 13; 17; 18; 19; 20; 21; 22; 24; 27; 30; 32; 34 mm
	54	1/2" O 5; 6; 7; 8; 10; 12 mm
	506QR	1/2" ■ 300 mm
	509QR/5	1/2" ■ O 130 mm
	509QR/10	1/2" ■ O 255 mm
	510QR	1/2" ■ O 71 mm
	512QR N	1/2" ■
	513	3/8" ■ 1/2" O

TCS 50/51/52/32

- 175 x 350 x 50 mm
- 32 pieces

Code	g
96838191	2950

	No	Content
	50	1/2" O 8; 9; 10; 11; 12; 13; 14; 15; 16; 17; 18; 19; 30 mm
	51	1/2" O 22; 27 mm
	52	1/2" O 10; 11; 12; 13; 14; 15; 16; 17; 18; 19; 20; 21; 22; 24; 27; 30; 32 mm

TCS 51/11

- 175 x 350 x 50 mm
- 11 pieces

Code	g
96838776	2345

	No	Content
	51	1/2" O 10; 13; 15; 17; 18; 19; 22; 24; 27; 30; 32 mm

TCS 52/17

- 175 x 350 x 40 mm
- 17 pieces

Code	g
96838177	1605

	No	Content
	52	1/2" O 10; 11; 12; 13; 14; 15; 16; 17; 18; 19; 20; 21; 22; 24; 27; 30; 32 mm

TCS 52/18 MF

- 175 x 350 x 55 mm
- 18 pieces

Code	g
96830359	1850

	No	Content
	52	1/2" O 10; 11; 12; 13; 14; 15; 16; 17; 18; 19; 20; 21; 22; 24; 27; 30; 32; 34 mm

KG1 final ES DE EN 2019-10-29.indd 68 29.10.2019 10:53:01

TCS 40/456/52/78/19

- 530 x 350 x 60 mm
- 97 pieces

Code	g
96832095	7000

	No	Content
	40	1/4" O 4; 5; 5.5; 6; 7; 8; 9; 10; 11; 12; 13 mm
	40TX	1/4" O sizes E8; E10
	44K	1/4" O, ⬢ 3; 4; 5; 6; 8 mm
	44KTXB	1/4" O sizes T8; T10; T15; T20; T25; T27; T30; T40
	400	1/4" ■ 150 mm
	404	1/4" ■ 116 mm
	405/2 **405/4**	1/4" ■ O 54 mm 1/4" ■ O 100 mm
	407	1/4" ■ O 38 mm
	412	1/4" O O
	415	1/4" ■
	45TX	3/8" O sizes E8; E10; E12; E14
	49	3/8" O 5; 6; 8 mm
	49TX	3/8" O sizes T25; T45
	425	3/8" ■ 165 mm
	427/3	3/8" ■ O 76 mm
	427/10	3/8" ■ O 240 mm
	428	3/8" ■ O 46 mm
	431	1/4" ■ 3/8" O
	432	1/2" ■ 3/8" O
	435	3/8" ■
	456	3/8" O 8; 9; 10; 11; 12; 13; 14; 15; 16; 17; 18; 19; 20; 21; 22 mm
	52	1/2" O 10; 11; 12; 13; 14; 15; 16; 17; 18; 19; 21; 22; 24; 27; 30; 32; 34 mm
	54	1/2" O 10; 12 mm
	54TX	1/2" O sizes T40; T50; T55; T60
	506	1/2" ■ 300 mm
	509/5	1/2" ■ O 130 mm
	509/10	1/2" ■ O 255 mm
	510	1/2" ■ O 71 mm
	512	1/2" ■
	513	3/8" ■ 1/2" O
	1054TX **2054TX**	1/2" O sizes T50; T55 1/2" O sizes T40; T45

TCS 40/45/50/89/19

- 530 x 350 x 70 mm
- 108 pieces

Code	g
96830192	7770

	No	Content
	40	1/4" O 3.5; 4; 4.5; 5; 5.5; 6; 7; 8; 9; 10; 11; 12; 13 mm
	40TX	1/4" O sizes E4; E5; E6; E7; E8
	44	1/4" O 3; 4; 5; 6 mm
	400	1/4" ■ 150 mm
	404	1/4" ■ 116 mm
	405/6	1/4" ■ O 150 mm
	407	1/4" ■ O 38 mm
	409M	3/8" ■ 1/4" O
	415	1/4" ■
	415SGB N	1/4" O
	45	3/8" O 8; 9; 10; 11; 12; 13; 14; 15; 16; 17; 18; 19 mm
	45TX	3/8" O E10; E12; E14
	46	3/8" O 20.8 mm-13/16"
	49	3/8" O 4; 5; 6; 7; 8; 10 mm
	425	3/8" ■ 165 mm
	427/3	3/8" ■ O 76 mm
	427/10	3/8" ■ O 240 mm
	428	3/8" ■ O 46 mm
	432M	1/2" ■ 3/8" O
	435	3/8" ■
	50	1/2" O 19; 21; 22; 24; 27; 30; 32 mm
	50TX	1/2" O sizes E11; E16; E18; E20; E24
	52	1/2" O 16; 17; 18; 19; 22; 24; 27; 30; 32 mm
	54	1/2" O 6; 7; 8; 10 mm
	54TX	1/2" O sizes T45; T50; T55; T60
	54X	1/2" O sizes M6; M8; M12; M14
	506	1/2" ■ 300 mm
	509/5	1/2" ■ O 130 mm
	509/10	1/2" ■ O 255 mm
	510	1/2" ■ O 71 mm
	512	1/2" ■
	514M	3/4" ■ 1/2" O
	1410 **1411** **1412** **1413** **1427**	size T6 size T7 size T8 size T9 size T25 (65 mm)
	1440 **1441** **1442** **1443** **1444** **1445** **1446**	size T10 size T15 size T20 size T25 size T27 size T30 size T40

KG1 final ES DE EN 2019-10-29.indd 69 29.10.2019 10:53:06

1

TCS 50a/17

- 175 x 350 x 40 mm
- 17 pieces

Code	g
96838780	1685

	No	Content
	50a	1/2" **O** 3/8; 7/16; 1/2; 9/16; 19/32; 5/8; 11/16; 3/4; 25/32; 13/16; 7/8; 15/16; 1; 1 1/16; 1 1/8; 1 3/16; 1 1/4"

TCS 54/2309K/12506

- 175 x 350 x 40 mm
- 13 pieces

Code	g
96830163	1830

	No	Content
	54	1/2" **O** 5; 6; 7; 8; 10; 12; 14; 17; 19 mm
	2309K	1/2" **O** 17; 19 mm
	12506	6; 7 mm

TCS 50TX/54TX/17

- 175 x 350 x 40 mm
- 17 pieces

Code	g
96838763	1415

	No	Content
	50TX	1/2" **O** sizes E10; E11; E12; E14; E16; E18; E20; E24
	54TX	1/2" **O** sizes T20; T25; T27; T30; T40; T45; T50; T55; T60

TCS 54/54X/16

- 175 x 350 x 35 mm
- 16 pieces

Code	g
96838762	1745

	No	Content
	54	1/2" **O** 4; 5; 6; 7; 8; 10; 12; 14; 17 mm
	54X	1/2" **O** sizes M5; M6; M8; M10; M12; M14; M16

TCS 54/54TX/18

- 175 x 350 x 40 mm
- 18 pieces

Code	g
96838782	1665

	No	Content
	54	1/2" **O** 4; 5; 6; 7; 8; 10; 12; 14; 17 mm
	54TX	1/2" **O** sizes T20; T25; T27; T30; T40; T45; T50; T55; T60

TCS 1054/2054/10

- 175 x 350 x 40 mm
- 10 pieces

Code	g
96838760	1272

	No	Content
	1054	1/2" **O** 8; 10; 12 mm
	2054	1/2" **O** 5; 6 mm
	1054TX	1/2" **O** sizes T30; T50; T55
	2054TX	1/2" **O** sizes T40; T45

KG1 final ES DE EN 2019-10-29.indd 70 29.10.2019 10:53:09

TCS 55/11/6

- 530 x 350 x 90 mm
- 17 pieces

Code	g
96830221	10100

	No	Content
	55	3/4" O 22; 24; 27; 30; 32; 34; 36; 38; 41; 46; 50 mm
	552	3/4" ■
	556	3/4" ■
	558	510 mm
	559/8	3/4" ■ O 200 mm
	559/16	3/4" ■ O 400 mm
	568	1/2" ■ 3/4" O

TCS TX/57 MF N

- 350 x 350 x 75 mm
- 55 pieces

Code	g
96830450	2060

	No	Content
	21TX	sizes E6 x E8; E10 x E12; E14 x E18; E20 x E24
	40TX	1/4" O sizes E4; E5; E6; E7; E8
	45TX	3/8" O sizes E10; E12; E14
	49TX	3/8" O sizes T40; T45
	50TX	1/2" O sizes E16; E18; E20; E24
	54TX	1/2" O sizes T50; T55; T60
	415SGB N	1/4" O
	412	1/4" O O
	442	1/4" O 3/8" O
	1410	size T6
	1411	size T7
	1412	size T8
	1413	size T9
	1440	size T10
	1441	size T15
	1442	size T20
	1443	size T25
	1444	size T27
	1445	size T30
	1446	size T40
	1427	size T25 (65 mm)
	4650	sizes T6; T7; T8; T9; T10; T15; T20; T25; T27; T30
	10766/9	sizes T8; T9; T10; T15; T20; T25; T27; T30; T40

TCS 50IMP/19/2

- 175 x 350 x 50 mm
- 21 pieces

Code	g
96838791	3055

	No	Content
	50IMP	8; 10; 11; 12; 13; 14; 15; 16; 17; 18; 19; 21; 22; 23; 24; 25; 27; 30; 32 mm
	509/5IMP	1/2" ■ O 125 mm
	510IMP	1/2" ■ O 68 mm

TCS 50IMP/51IMP/19

- 170 x 350 x 50 mm
- 19 pieces

Code	g
96838777	3960

	No	Content
	50IMP	1/2" O 10; 13; 15; 16; 17; 18; 19; 21; 22; 24; 27 mm
	51IMP	1/2" O 13; 15; 17; 18; 19; 21; 22; 24 mm

TCS 54IMP/2307TX/15

- 175 x 350 x 40 mm
- 15 pieces

Code	g
96838792	1285

	No	Content
	54IMP	1/2" O 5; 6; 7; 8; 10; 12; 14; 17; 19 mm
	2307TX	1/2" O sizes T30; T40; T45; T50; T55; T60

TCS 4620/4630

- 175 x 350 x 35 mm
- 7 pieces

Code	g
96838278	590

	No	Content
	4620	size 1 (0.6 x 3.5 x 75 mm) size 2 (0.8 x 4.0 x 100 mm) size 3 (1.0 x 5.5 x 125 mm) size 4 (1.2 x 6.5 x 150 mm)
	4630	PH1; PH2; PH3

TCS 4620/4640

- 175 x 350 x 40 mm
- 7 pieces

Code	g
96838784	410

	No	Content
	4620	size 1 (0.6 x 3.5 x 75 mm) size 2 (0.8 x 4.0 x 100 mm) size 3 (1.0 x 5.5 x 125 mm) size 4 (1.2 x 6.5 x 150 mm)
	4640	PZ1; PZ2; PZ3

TCS 4620/4660VDE+10767

- 530 x 350 x 35 mm
- 27 pieces

Code	g
96831168	2200

	No	Content
	4620	size 1 (0.6 x 3.5 x 75 mm) size 2 (0.8 x 4.0 x 100 mm) size 4 (1.2 x 6.5 x 150 mm) size 5 (1.6 x 8.0 x 175 mm) size 6 (1.6 x 10.0 x 200 mm) size 7 (2.0 x 12.0 x 200 mm)
	4628	size 1 (0.4 x 2.5 x 60 mm)
	4630	PH1; PH2; PH3
	4632	PH4
	4640	PZ0; PZ1; PZ2
	4660 VDE	size 1 (0.4 x 2.5 x 75 mm)
	4724	size 2 (1.0 x 5.5 x 25 mm)
	4734 **4744**	PH2 PZ1
	10767/9	1.5; 2; 2.5; 3; 4; 5; 6; 8; 10 mm

TCS 4620-4734/8

- 175 x 350 x 40 mm
- 8 pieces

Code	g
96838769	503

	No	Content
	4620	size 1 (0.6 x 3.5 x 75 mm) size 3 (1.0 x 5.5 x 125 mm) size 4 (1.2 x 6.5 x 150 mm)
	4628	size 1 (0.4 x 2.5 x 60 mm)
	4630	PH1; PH2
	4724	size 2 (1.0 x 5.5 x 25 mm)
	4734	PH2

TCS 4620/4660VDE



- 530 x 350 x 40 mm
- 18 pieces

Code	g
96831179	1689

	No	Content
	4620	size 1 (0.6 x 3.5 x 75 mm) size 2 (0.8 x 4.0 x 100 mm) size 4 (1.2 x 6.5 x 150 mm) size 5 (1.6 x 8.0 x 175 mm) size 6 (1.6 x 10.0 x 200 mm) size 7 (2.0 x 12.0 x 200 mm)
	4628	size 1 (0.4 x 2.5 x 60 mm)
	4630	PH1; PH2; PH3
	4632	PH4
	4640	PZ0; PZ1; PZ2
	4660 VDE	size 1 (0.4 x 2.5 x 75 mm)
	4724	size 2 (1.0 x 5.5 x 25 mm)
	4734 **4744**	PH2 PZ1

KG1 final ES DE EN 2019-10-29.indd 72 29.10.2019 10:53:17

TCS 4621/4734/16

- 530 x 350 x 40 mm
- 16 pieces

Code	g
96832098	1490

No	Content
4621	size 0 (0.4 x 2.5 x 80 mm) size 1 (0.5 x 3.5 x 90 mm) size 2 (0.6 x 4.0 x 100 mm) size 4 (1.0 x 6.5 x 140 mm) size 5 (1.2 x 8.0 x 160 mm)
4631	PH1; PH2
4632	PH1; PH2; PH3
4724	size 2 (1.0 x 5.5 x 25 mm)
4734	PH2
10506	0.8 x 4.0 x 300 mm
10518	1.0 x 5.5 x 410 mm
12600	500 g
12922E	∅ 6 mm

TCS 4622/4650+10760+10766

- 530 x 350 x 40 mm
- 36 pieces

Code	g
96831196	1895

No	Content
4622	size 1 (1.0 x 5.5 x 100 mm) size 2 (1.2 x 6.5 x 125 mm) size 4 (1.6 x 10.0 x 175 mm) size 5 (2.0 x 12.0 x 200 mm)
4630	PH1
4632	PH3
4650	sizes T6; T7; T8; T9; T10; T15; T20; T25; T27; T30
4724	size 2 (1.0 x 5.5 x 25 mm)
4734	PH2
10760CV/9	1.5; 2; 2.5; 3; 4; 5; 6; 8; 10 mm
10766/9	sizes T8; T9; T10; T15; T20; T25; T27; T30; T40

TCS 4622/4632

- 175 x 350 x 35 mm
- 6 pieces

Code	g
96838783	845

No	Content
4622	size 1 (1.0 x 5.5 x 100 mm) size 2 (1.2 x 6.5 x 125 mm) size 3 (1.2 x 8.0 x 150 mm) size 4 (1.6 x 10.0 x 175 mm)
4632	PH2; PH3

TCS 4650

- 175 x 350 x 35 mm
- 8 pieces

Code	g
96838767	340

No	Content
4650	sizes T8; T9; T10; T15; T20; T25; T27; T30

TCS 4660/4665 VDE

- 175 x 350 x 40 mm
- 6 pieces

Code	g
96838766	391

No	Content
4660 VDE	size 1 (0.4 x 2.5 x 75 mm) size 3 (0.6 x 3.5 x 100 mm) size 5 (1.0 x 5.5 x 125 mm) size 6 (1.2 x 6.5 x 150 mm)
4665 VDE	PH1; PH2

TCS 4665/4670 VDE

- 175 x 350 x 40 mm
- 7 pieces

Code	g
96838785	622

No	Content
4665 VDE **4670 VDE**	PH0; PH1; PH2; PH3 PZ0; PZ1; PZ2

TCS 4724/4840+10767

- 530 x 350 x 45 mm
- 24 pieces

Code	g
96830706	1755

	No	Content
	4628	size 1 (0.4 x 2.5 x 60 mm)
	4724	size 2 (1.0 x 5.5 x 25 mm)
	4734 **4744**	PH2 PZ1
	4820	size 0.6 x 3.5 x 75 mm size 0.8 x 4.0 x 100 mm size 1.2 x 6.5 x 150 mm size 1.6 x 10.0 x 200 mm size 2.0 x 12.0 x 250 mm
	4830 **4840**	PH1; PH2; PH3 PZ1
	10767/9	1.5; 2; 2.5; 3; 4; 5; 6; 8; 10 mm
	7756	
	12922E	∅ 6 mm

TCS 4856

- 175 x 350 x 40 mm
- 7 pieces

Code	g
96838755	447

	No	Content
	4856	sizes T8; T9; T10; T15; T20; T25; T30

TCS 12500N/5

- 175 x 350 x 45 mm
- 5 pieces

Code	g
96838757	730

	No	Content
	12500N	7; 8; 10; 12; 13 mm

TCS 4820/4830

- 175 x 350 x 35 mm
- 7 pieces

Code	g
96838184	555

	No	Content
	4820	size 0.6 x 3.5 x 75 mm size 0.8 x 4.0 x 100 mm size 1.0 x 5.5 x 125 mm size 1.2 x 6.5 x 150 mm
	4830	PH1; PH2; PH3

TCS 12507-2K/5

- 175 x 350 x 40 mm
- 5 pieces

Code	g
96838761	792

	No	Content
	12507-2K	7; 8; 10; 12; 13 mm

KG1 final ES DE EN 2019-10-29.indd 74 29.10.2019 10:53:33

TCS 10760-10771/26

- 175 x 350 x 35 mm
- 26 pieces

Code	g
96838788	1000

	No	Content
	10760CV/9	1.5; 2; 2.5; 3; 4; 5; 6; 8; 10 mm
	10767/9	1.5; 2; 2.5; 3; 4; 5; 6; 8; 10 mm
	10771/8	sizes T9; T10; T15; T20; T25; T27; T30; T40

TCS 10768-2K/6

- 350 x 350 x 40 mm
- 6 pieces

Code	g
96838753	792

	No	Content
	10768-2K	3; 4; 5; 6; 8; 10 mm

TCS 10765/10768/12507/19

- 530 x 350 x 30 mm
- 19 pieces

Code	g
96830621	1610

	No	Content
	10765/9	1.5; 2; 2.5; 3; 4; 5; 6; 8; 10 mm
	10768	2.5; 3; 4; 5; 6; 8; 10 mm
	12507-2K	8; 10; 13 mm

TCS 10769+10771/17



- 350 x 350 x 30 mm
- 17 pieces

Code	g
96832099	940

	No	Content
	10769	sizes T9; T10; T15; T20; T25; T30; T40; T45; T50
	10771/8	sizes T9; T10; T15; T20; T25; T27; T30; T40

TCS 10768/8

- 350 x 350 x 40 mm
- 8 pieces

Code	g
96838786	800

	No	Content
	10768	2; 2.5; 3; 4; 5; 6; 8; 10 mm

KG1 final ES DE EN 2019-10-29.indd 75 29.10.2019 10:53:42

TCS 1202/4000/10766/38



- 175 x 350 x 45 mm
- 38 pieces

Code	g
96838768	863

No	Content
1202	1/4" ⬢, ⊖ sizes 0.6 x 3.5; 0.8 x 4.0; 1.0 x 5.5; 1.2 x 6.5 mm 1/4" ⬢, ⊕ PH1; PH2; PH3 1/4" ⬢, ⊕ PZ1; PZ2; PZ3 1/4" ⬢, ⊛ sizes T15; T20; T25; T30 1/4" ⬢, ⬢ 4; 5; 6 mm 1/4" ○ ⬢ bitholder
4000	1/4" ○
10766/9	sizes T8; T9; T10; T15; T20; T25; T27; T30; T40
10767/9	1.5; 2; 2.5; 3; 4; 5; 6; 8; 10 mm

TCS 4751/4752

- 175 x 350 x 35 mm
- 9 pieces

Code	g
96838787	275

No	Content
4751	size 4 (0.3 x 1.5 x 40 mm) size 6 (0.4 x 2.0 x 60 mm) size 7 (0.4 x 2.5 x 75 mm) size 8 (0.5 x 3.0 x 75 mm)
4752	PH00; PH0; PH1
65406120	
66046110	

TCS 6501-6602/3

- 175 x 350 x 40 mm
- 3 pieces

Code	g
96838775	1125

No	
65015200	200 mm
65516300	302 mm
66025180	180 mm

TCS 6501-6602/4



- 175 x 350 x 35 mm
- 4 pieces

Code	g
96838179	1070

No	
65015180	180 mm
65295200	200 mm
65516240	240 mm
66025160	160 mm

TCS 6501-6602/4N



- 175 x 350 x 35 mm
- 4 pieces

Code	g
96830622	1145

No	
65015180	180 mm
65295200	200 mm
65726240	240 mm
66025160	160 mm

TCS 6534-6545/6



- 350 x 350 x 30 mm
- 6 pieces

Code	g
96832100	1070

No	
65345280	280 mm
65355200	200 mm
65434001 **65434002**	J1 140 mm J2 180 mm
65454001 **65454002**	A1 140 mm A2 180 mm

KG1 final ES DE EN 2019-10-29.indd 76 29.10.2019 10:53:51

TCS 6543-6564/3

- 175 x 350 x 30 mm
- 3 pieces

Code	g
96838180	975

	No	
	65434002	J2 180 mm
	65454002	A2 180 mm
	65642250	250 mm

TCS 6543-6546/4



- 175 x 350 x 30 mm
- 4 pieces

Code	g
96830608	626

	No	
	65434002	J2 180 mm
	65444021	J21 170 mm
	65454002	A2 180 mm
	65464021	A21 170 mm

TCS 6501-6600/3 VDE

- 175 x 350 x 40 mm
- 3 pieces

Code	g
96838770	725

	No	
	65017180	180 mm
	65297200	200 mm
	66007160	160 mm

TCS 102-108/11

- 175 x 350 x 33 mm
- 11 pieces

Code	g
96838754	1665

	No	Content
	102	150; 200; 250 mm
	105	120 x 10; 120 x 12 mm
	108	150 x 2.5; 150 x 3; 150 x 4; 150 x 5; 150 x 6; 150 x 8 mm

TCS 102-108/10959/10961/16

- 530 x 350 x 45 mm
- 16 pieces

Code	g
96830609	3715

	No	Content
	102	200 mm
	103	150 mm
	105	120 x 10 mm
	108	150 x 3; 150 x 4; 150 x 5; 150 x 6; 150 x 8 mm
	10959	∅ 40 mm
	10961	500 g
	12373	
	12600	500 g
	12718	
	12935/3	3 m
	65642250	250 mm
	39Pkw	400 mm

TCS 102–108/10961/10

- 175 x 350 x 40 mm
- 10 pieces

Code	g
96830361	1569

	No	Content
	102	200 mm
	105	120 x 12 mm
	108	115 x 2; 150 x 3; 150 x 4; 150 x 5; 150 x 6; 175 x 4; 200 x 8 mm
	10961	500 g

KG1 final ES DE EN 2019-10-29.indd 77 29.10.2019 10:53:56

TCS 102-108/10959/10961/13

- 530 x 350 x 60 mm
- 13 pieces

Code	g
96830177	5800

	No	Content
	102	200; 300 mm
	103	175 mm
	105	120 x 12 mm
	108	150 x 3; 150 x 4; 150 x 5; 150 x 6; 150 x 8 mm
	10959	∅ 50 mm
	10961	500; 800; 1000 g

TCS 102-108/10959/12718/13

- 530 x 350 x 40 mm
- 13 pieces

Code	g
96830226	3730

	No	Content
	102	200 mm
	103	150 mm
	105	120 x 10 mm
	108	150 x 3; 150 x 4; 150 x 5; 150 x 6; 150 x 8; 200 x 8 mm
	10959	∅ 40 mm
	10961	500; 800 g
	12718	

TCS 102-108/10959/10961 MF

- 530 x 350 x 40 mm
- 12 pieces

Code	g
96830355	3343

	No	Content
	102	200 mm
	103	150 mm
	105	120 x 10 mm
	108	150 x 3; 150 x 4; 150 x 5; 150 x 6; 150 x 8 mm
	10959	∅ 40 mm
	10961	500; 800 g
	12718	

TCS 102-108/10956/10961/18

- 530 x 350 x 55 mm
- 18 pieces

Code	g
96830620	3653

	No	Content
	102	150 mm
	103	150 mm
	105	120 x 10 mm
	108	150 x 2.5; 150 x 3; 150 x 4; 150 x 5; 150 x 6; 150 x 8 mm
	10956	∅ 50 mm
	10961	300; 500 g
	10672	20 x 315 mm
	12374	
	12900N	150 mm/6"
	12965N	

KG1 final ES DE EN 2019-10-29.indd 78 29.10.2019 10:54:01

TCS 102-109/10956/10961/6

- 175 x 350 x 40 mm
- 6 pieces

Code	g
96838181	1605

	No	Content
	102	175 mm
	108	150 x 6; 175 x 6 mm
	109	size 6; 100 x 3.4 mm
	10956	∅ 35 mm
	10961	500 g

TCS 11095-13110/8

- 175 x 350 x 40 mm
- 8 pieces

Code	g
96838789	700

	No	
	11095/20	0.05 - 1.00 mm
	12000	ISO
	12321	
	12322	
	12665/52	0.25 - 6 mm
	12900N	150 mm/6"
	12935/3	3 m
	13110	300 mm

TCS 12025-13110/11

- 530 x 350 x 35 mm
- 11 pieces

Code	g
96838759	2410

	No	
	12025	210 mm
	12030	260 mm
	12035	210 mm
	12036	260 mm
	12050	300 mm
	12320	
	12321	
	12718	
	12935/3	3 m
	12965N	
	13110	300 mm

TCS 10356-12965/5

- 175 x 350 x 40 mm
- 5 pieces

Code	g
96838790	595

	No	Content
	10356	40 mm
	10356R	10 pieces
	12053	158 mm
	12320	
	12965	

TCS 1/3 MF

- 175 x 350 x 30 mm
- empty inlay

Code	g
83820360	30

It's the first impression that counts.
Point-of-sale system solutions.

1

When the POS system was being developed, there was one main focal point: to generate the greatest possible benefit for the trade. The high-grade, visually appealing system features numerous sophisticated details designed to make life easier for the trade – and boost sales. Typical for STAHLWILLE.

X

MODULAR.

As individual as your sales area. Whether you have a 1 m shelf system or a large curved corner solution – the POS system can be integrated anywhere.

100%

TOOL APPEAL.

The high-grade presentation system not only enhances the shop space – it appeals to customers directly and actively helps with sales.

UNMISTAKEABLE.

One touch is all it takes to experience the benefits of a premium product »hands on«. Nothing beats the tactile impression left by a perfectly balanced, high-quality tool.

EXTENSIVE.

The broad range of accessories available for the system makes it easy to fine-tune it on-site if needed. There are also specially designed holders for ratchets, extensions and many more items.

INFORMATIVE.

You can find more details on the POS system in our special POS brochure – visit www.stahlwille.de/broschueren-und-flyer/de/stahlwille-pos.pdf

CHANGEABLE.

The slanted top-mounted signs are effective eye-catchers and can be fitted and changed in seconds – thanks to the convenient magnetic film.

SIMPLE.

Step-by-step video guidance – to ensure uncomplicated, smooth assembly – visit www.stahlwille.de/videos/pos-montage

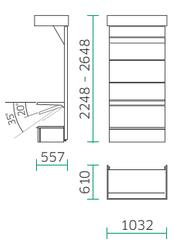

1 m system

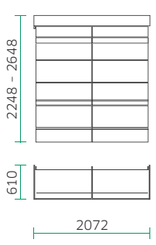

2 m system

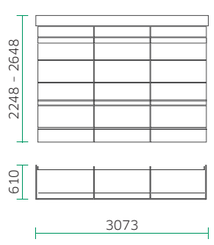

3 m system

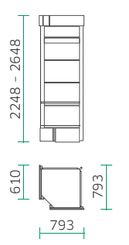

Corner display unit

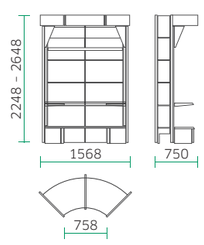

Curved back wall

STAHLWILLE OPEN RING 24
STAHLWILLE OPEN BOX 12

2 SPANNERS

Double open ended spanners
>> Page 86

Combination spanners
>> Page 89

Double ended ring spanners
>> Page 94

Double ended open ring spanners
>> Page 98

Ratchet wrenches
>> Page 99

Double ended flexi-joint spanners
>> Page 101

Heavy-duty ring spanners
>> Page 102

Striking face ring spanners
>> Page 103

Striking face open ended spanners
>> Page 104

Single-end spanners
>> Page 104

Box spanners
>> Page 105

Strong, extremely tough and durable.
STAHLWILLE spanners.

Made in Germany

There are many spanners available. But hardly any that are as well thought out as STAHLWILLE spanners. The non-slip finish means all our spanners fit comfortably in the hand, even when used for long periods of time and when higher forces are applied. By combining high-quality special steels, which are subject to continuous quality controls, with a sophisticated forging process, we make them particularly durable and robust.

LIGHTER.

The thumb groove along the spanner handle eliminates material where there is no stress and concentrates it where it is needed. Similar to the principle of an H-beam in construction, extreme load-bearing capacity and maximum flexural strength are achieved with lower weight.

MORE CHOICE.

As one of only a few manufacturers, STAHLWILLE offers a comprehensively diverse range of metric, imperial, spline drive and TORX® spanners.

STRONGER.

The AS-Drive® profile enables high force transmission without damaging the fasteners. While the force acts on the flats of the screws, the corners are left free and are not rounded off. Thanks to the forged double hex, they are tougher than any fastener.

SLIMMER.

Extremely thin-walled rings facilitate work in confined spaces. In addition, the rings are higher than standard nuts – which prevents the spanner seizing on the nut.

MORE ROBUST.

When force is applied to a spanner, the greatest force acts on the area between the jaw and the shank, which is why STAHLWILLE spanners are reinforced at this point. The special design makes the load zones more resilient, which reduces the risk of breakage to a minimum.

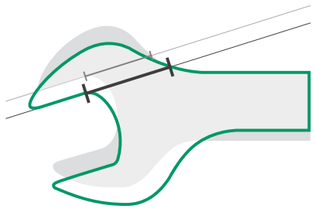

MORE ACCURATE.

Our very tight manufacturing tolerances and reproducible dimensional accuracy ensure that one STAHLWILLE spanner is as close-fitting as the next. In this way, both open-jaw and ring spanners will always firmly hug the fastener head – for excellent power-lock.

10 Double open ended spanners

- DIN 3110, ISO 10102
- Chrome Alloy Steel, chrome plated

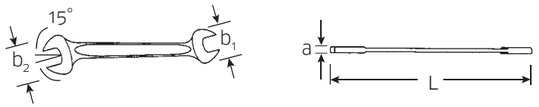

Code	mm	L mm	b_1 mm	b_2 mm	a mm	g	
40030405	**4 x 5**	100	12.5	14	3.4	11	10
40035507	**5.5 x 7**	120	14.8	17	3.7	17	10
40030607	**6 x 7**	120	15.5	17	3.7	17	10
40030708	**7 x 8**	140	17	18	4.0	25	10
40030809	**8 x 9**	140	18	21	4.0	27	10
40030810	**8 x 10**	140	18	23	4.5	33	10
40031011	**10 x 11**	155	23	26	4.8	47	10
40031012	**10 x 12**	170	23	28	5.3	51	10
40031013	**10 x 13**	171	23	30	5.3	57	10
40031113	**11 x 13**	170	26	30	5.3	55	10
40031213	**12 x 13**	170	28	30	5.3	75	10
40031214	**12 x 14**	170	28	32	5.3	63	10
40031314	**13 x 14**	190	30	32	5.3	70	10
40031315	**13 x 15**	190	30	35	5.3	73	10
40031317	**13 x 17**	205	30	38	5.8	92	10
40031415	**14 x 15**	190	32	35	5.3	81	10
40031417	**14 x 17**	205	32	38	5.8	99	10
40031617	**16 x 17**	205	36	38	5.8	100	10
40031618	**16 x 18**	220	36	40	6.7	125	10
40031719	**17 x 19**	220	38	42	6.7	131	10
40031819	**18 x 19**	220	40	42.5	6.7	147	10
40031821	**18 x 21**	235	40	47	7.3	170	10
40031922	**19 x 22**	235	42	49	7.3	179	10
40032022	**20 x 22**	235	45	49	7.3	185	10
40032123	**21 x 23**	250	47	51	7.8	225	5
40032124	**21 x 24**	250	47	53	7.8	215	5
40032224	**22 x 24**	250	49	53	7.8	225	5
40032426	**24 x 26**	270	53	57.5	8.3	293	5
40032427	**24 x 27**	280	53	60	8.3	299	5
40032528	**25 x 28**	285	55	62	8.3	309	5
40032730	**27 x 30**	300	60	66	9.4	412	5
40032732	**27 x 32**	300	60	70	9.4	418	5
40033032	**30 x 32**	300	66	70	9.4	450	5
40033034	**30 x 34**	300	66	75	9.4	480	5
40033236	**32 x 36**	325	70	80	10	546	5
40033436	**34 x 36**	325	75	80	10	619	1
40033641	**36 x 41**	375	80	88	11	800	1
40034146	**41 x 46**	425	88	94.5	12	980	1

10a Double open ended spanners

- Chrome Alloy Steel, chrome plated

Code	"	L mm	b_1 mm	b_2 mm	a mm	g	
40431620	**1/4 x 5/16**	140	16	18	4	21	10
40432024	**5/16 x 3/8**	140	18	23	4.5	34	10
40432428	**3/8 x 7/16**	155	23	26	4.8	48	10
40432832	**7/16 x 1/2**	170	26	30	5.3	58	10
40433234	**1/2 x 9/16**	190	30	32	5.3	73	10
40433436	**9/16 x 5/8**	205	32	36	5.8	96	10
40433538	**19/32 x 11/16**	205	35	40	5.8	105	10
40433638	**5/8 x 11/16**	205	36	40	5.8	101	10
40433640	**5/8 x 3/4**	220	36	42	6.7	135	10
40433840	**11/16 x 3/4**	220	40	42	6.7	135	10
40433842	**11/16 x 13/16**	235	40	47	7.3	167	10
40434044	**3/8 x 7/8**	235	42	49	7.3	177	10
40434142	**25/32 x 13/16**	235	45	47	7.3	190	10
40434446	**7/8 x 15/16**	250	49	53	7.8	235	10
40434648	**15/16 x 1**	270	53	55	8.3	270	5
40435258	**1 1/8 x 1 5/16**	300	64	75	9.4	502	5

10, 10a Sets double open ended spanners

- roll-up wallet made of extremely tough textile with Velcro fastener

Code	No	Content mm/"	g
96400304	**10/5**	8 x 9; 10 x 11; 12 x 13; 14 x 15; 17 x 19	490
96400305	**10/8**	6 x 7; 8 x 9; 10 x 11; 12 x 13; 14 x 15; 16 x 17; 18 x 19; 20 x 22	745
96400314	**10/9[1]**	6 x 7; 8 x 9; 10 x 11; 12 x 13; 14 x 15; 16 x 17; 18 x 19; 20 x 22; 21 x 24	918
96400307	**10/10**	6 x 7; 8 x 9; 10 x 11; 12 x 13; 14 x 15; 16 x 17; 18 x 19; 20 x 22; 24 x 27; 30 x 32	1540
96400306	**10/12**	6 x 7; 8 x 9; 10 x 11; 12 x 13; 14 x 15; 16 x 17; 18 x 19; 20 x 22; 21 x 23; 24 x 27; 25 x 28; 30 x 32	2125
96404306	**10a/7**	1/4 x 5/16; 3/8 x 7/16; 1/2 x 9/16; 5/8 x 3/4; 11/16 x 13/16; 7/8 x 15/16; 1 1/8 x 1 5/16	1242
96404307	**10a/11**	1/4 x 5/16; 3/8 x 7/16; 1/2 x 9/16; 9/16 x 5/8; 19/32 x 11/16; 5/8 x 3/4; 11/16 x 13/16; 3/4 x 7/8; 25/32 x 13/16; 7/8 x 15/16; 1 1/8 x 1 5/16	2100

[1]) packed in carton

KG2 Print ES-DE-EN 2019-11-28.indd 86 28.11.2019 12:35:20

ES 10/10, 5.5x7-22x24 mm

- 175 x 350 x 60 mm
- 10 pieces

Code	g
96838130	1100

	No	Content
	10	5.5 x 7; 8 x 10; 10 x 12; 11 x 13; 12 x 14; 14 x 17; 17 x 19; 18 x 21; 19 x 22; 22 x 24 mm

ES 10/10, 6x7-30x32 mm

- 175 x 350 x 70 mm
- 10 pieces

Code	g
96838126	1515

	No	Content
	10	6 x 7; 8 x 9; 10 x 11; 12 x 13; 14 x 15; 16 x 17; 18 x 19; 20 x 22; 24 x 27; 30 x 32 mm

TCS 10/10, 6x7-30x32 mm

- 350 x 350 x 30 mm
- 10 pieces

Code	g
96838182	1550

	No	Content
	10	6 x 7; 8 x 9; 10 x 11; 12 x 13; 14 x 15; 16 x 17; 18 x 19; 20 x 22; 24 x 27; 30 x 32 mm

TCS 10/10, 6x7-30x32 mm MF

- 175 x 350 x 75 mm
- 10 pieces

Code	g
96830353	1437

	No	Content
	10	6 x 7; 8 x 9; 10 x 11; 12 x 13; 14 x 15; 16 x 17; 18 x 21; 19 x 22; 24 x 27; 30 x 32 mm

TCS 10/10, 6x7-24x27 mm

- 175 x 350 x 66 mm
- 10 pieces

Code	g
96838187	1287

	No	Content
	10	6 x 7; 8 x 9; 10 x 11; 12 x 13; 14 x 15; 16 x 17; 18 x 19; 20 x 22; 21 x 24; 24 x 27 mm

TCS 10/10, 6x7-24x27 mm MF

- 175 x 350 x 70 mm
- 10 pieces

Code	g
96830358	1320

	No	Content
	10	6 x 7; 8 x 9; 10 x 11; 12 x 13; 14 x 15; 16 x 17; 18 x 19; 20 x 22; 21 x 24; 24 x 27 mm

TCS 10/11, 6x7-34x36 mm

- 175 x 350 x 82 mm
- 11 pieces

Code	g
96830167	2056

	No	Content
	10	6 x 7; 8 x 9; 10 x 11; 12 x 13; 14 x 15; 16 x 17; 18 x 21; 19 x 22; 24 x 27; 30 x 32; 34 x 36 mm

KG2 Print ES-DE-EN 2019-11-28.indd 87 28.11.2019 12:35:22

2

TCS 10+13+24/30

- 530 x 350 x 75 mm
- 30 pieces

Code	g
96830605	3724

	No	Content
	10	6 x 7; 8 x 9; 10 x 11; 12 x 13; 14 x 15; 16 x 17; 18 x 19; 20 x 22; 21 x 24 mm
	13	6; 7; 8; 9; 10; 11; 12; 13; 14; 15; 16; 17; 18; 19; 21; 22; 24; 27; 30; 32 mm
	24	10 x 11 mm

TCS 10a/9

- 175 x 350 x 70 mm
- 9 pieces

Code	g
96838779	1555

	No	Content
	10a	1/4 x 5/16; 3/8 x 7/16; 1/2 x 9/16; 19/32 x 11/16; 5/8 x 3/4; 3/4 x 7/8; 25/32 x 13/16; 15/16 x 1; 1 1/8 x 1 5/16"

12 Small double open ended spanners ELECTRIC

- Chrome Alloy Steel, chrome plated

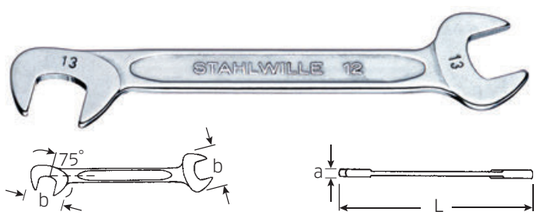

Code	mm	L mm	b mm	a mm	g	
40063232	**3.2**	70	10.5	2	5	10
40063535	**3.5**	70	10.5	2	5	10
40060404	**4**	70	10.5	2	5	10
40064545	**4.5**	70	10.5	2	5	10
40060505	**5**	78	12.6	2	7	10
40065555	**5.5**	78	12.6	2	7	10
40060606	**6**	78	12.6	2	6	10
40060707	**7**	91	14.7	2	9	10
40060808	**8**	96	16.8	3	16	10
40060909	**9**	103	18.9	3	19	10
40061010	**10**	105	21	3	22	10
40061111	**11**	116	24.2	3	27	10
40061212	**12**	116	24.2	3	27	10
40061313	**13**	131	28.3	3	37	10
40061414	**14**	131	28.3	3	36	10

12a Small double open ended spanners ELECTRIC

- Chrome Alloy Steel, chrome plated

Code	"	L mm	b mm	a mm	g	
40461010	5/32	70	10.5	2	5	10
40461212	3/16	70	10.5	2	5	10
40461313	13/64	78	12.6	2	7	10
40461414	7/32	78	12.6	2	6	10
40461515	15/64	78	12.6	2	6	10
40461616	1/4	91	14.7	2	9	10
40461818	9/32	91	14.7	2	9	10
40462020	5/16	96	16.8	3	16	10
40462222	11/32	103	18.9	3	19	10
40462424	3/8	105	21	3	22	10
40462828	7/16	116	24.2	3	28	10
40463232	1/2	131	28.3	3	37	10
40463434	9/16	131	28.3	3	36	10

12, 12a Sets small double open ended spanners ELECTRIC

- roll-up wallet made of extremely tough textile with Velcro fastener

Code	No	Content mm/"	g
96400653	**12/10**	4; 4.5; 5; 5.5; 6; 7; 8; 9; 10; 11	161
96400651	**12/15**	3.2; 3.5; 4; 4.5; 5; 5.5; 6; 7; 8; 9; 10; 11; 12; 13; 14	296
96404654	**12a/13**	5/32; 3/16; 13/64; 7/32; 15/64; 1/4; 9/32; 5/16; 11/32; 3/8; 7/16; 1/2; 9/16	320

STAHLWILLE roll-up wallets.
Robust and resilient.

The spanners are supplied in convenient roll-up wallets and this ensures the tools are well protected but only take up the minimum possible space.

KG2 Print ES-DE-EN 2019-11-28.indd 88 28.11.2019 12:35:26

13 Combination spanners OPEN-BOX

- DIN 3113 Form A/ISO 7738 Form A
- Chrome Alloy Steel, chrome plated



Code	mm	L mm	b mm	d mm	a_1 mm	a_2 mm	t mm	g	
40085500	**5.5**	100	14.8	9.2	3.5	5.8	13	15	10
40080606	**6**	105	15.5	9.9	3.6	6	15	15	10
40080707	**7**	110	15.5	9.9	3.9	6	20	10	10
40080808	**8**	115	18	12.4	4.2	7	21	21	10
40080909	**9**	120	21	13.4	4.5	7	10	27	10
40081010	**10**	125	23	14.8	4.8	7	10	35	10
40081111	**11**	135	26	16.4	4.8	8	10	43	10
40081212	**12**	140	28	17.8	5.3	8.5	10	46	10
40081313	**13**	160	30	19.1	5.3	8.5	10	57	10
40081414	**14**	165	32	20.6	5.3	8.5	10	68	10
40081515	**15**	170	35	21.9	5.3	8.5	10	80	10
40081616	**16**	180	37	23.2	5.8	10	10	89	10
40081717	**17**	190	38	24.6	5.8	10	10	100	10
40081818	**18**	200	40	26	6.7	11.5	10	126	10
40081919	**19**	230	42	27.5	6.7	11.5	10	140	10
40082020	**20**	230	45	29	7	13	10	176	10
40082121	**21**	260	47	30.3	7.3	13	10	216	10
40082222	**22**	260	49	31.8	7.3	13	10	220	10
40082323	**23**	280	53	33.5	7.8	14	5	251	5
40082424	**24**	280	53	34.9	7.8	14	5	254	5
40082525	**25**	300	55	36.3	8.4	14.5	5	281	5
40082626	**26**	300	57.5	37.8	8.4	14.5	5	325	5
40082727	**27**	300	60	39.2	8.4	14.5	5	335	5
40082828	**28**	320	62	40.6	8.4	14.5	5	368	5
40082929	**29**	330	64	41.9	8.9	16	5	385	5
40083030	**30**	330	66	43.2	8.9	16	5	404	5
40083232	**32**	360	70	45.8	9.4	16.5	5	484	5
40083434	**34**	450	75	48	9.4	17	1	683	1
40083636	**36**	460	80	50.8	10	18	1	780	1
40083838	**38**	480	87	53.6	11	19	1	915	1
40084141	**41**	480	88	57.8	11	19	1	1020	1
40084646	**46**	500	94.5	65.2	13	20	1	1330	1
40085050	**50**	530	103	73	14	21	1	1600	1
40085555	**55**	560	114	81	15	22	1	2065	1
40086060	**60**	590	125	89.8	16	24	1	2725	1

13a Combination spanners OPEN-BOX

- Chrome Alloy Steel, chrome plated

Code	"	L mm	b mm	d mm	a_1 mm	a_2 mm	g	
40481212	**3/16**	95	14	9.8	3	3.2	10	5
40481313	**13/64**	95	14	9.8	3	3.2	10	5
40481414	**7/32**	95	14	9.8	3	3.2	10	5
40481515	**15/64**	95	14	9.8	3	3.2	10	5
40481616	**1/4**	105	15.5	10.2	3.6	6	14	10
40481818	**9/32**	110	17	11.3	3.9	6	15	10
40482020	**5/16**	115	18	12.4	4.2	7	20	10
40482222	**11/32**	120	21	13.4	4.5	7	26	10
40482424	**3/8**	125	23	14.3	4.8	7	32	10
40482828	**7/16**	135	26	16.4	4.8	8	41	10
40483232	**1/2**	160	30	18.8	5.3	8.5	57	10
40483434	**9/16**	165	32	20.6	5.3	8.5	70	10
40483535	**19/32**	170	35	21.9	5.3	8.5	74	10
40483636	**5/8**	180	37	23.2	5.8	10	88	10
40483838	**11/16**	200	40	25.3	6.7	11.5	116	10
40484040	**3/4**	230	42	27.5	6.7	11.5	144	10
40484141	**25/32**	235	45	29	7	13	175	5
40484242	**13/16**	260	47	30	7.3	13	204	5
40484444	**7/8**	260	49	31.8	7.3	13	217	5
40484646	**15/16**	280	53	34.9	7.8	14	255	5
40484848	**1**	300	55	37.2	8.4	14.5	286	5
40485050	**1 1/16**	300	60	39.2	8.4	14.5	327	5
40485252	**1 1/8**	330	64	41.4	8.9	16	380	5
40485454	**1 3/16**	332	66	43.2	8.9	16.5	398	1
40485656	**1 1/4**	360	70	45.8	9.4	16.5	504	5
40485858	**1 5/16**	450	74	47	9.6	17	617	1
40486060	**1 3/8**	460	80	49.3	10	18	796	1
40486262	**1 7/16**	461	80	51.4	10	18	760	1
40486464	**1 1/2**	480	87	53.6	11	19	950	1
40486666	**1 5/8**	480	88	58	11	19	1021	1
40486969	**1 13/16**	500	94.5	65.3	13	20	1343	1
40487070	**1 7/8**	530	103	68.4	14	21	1640	1
40487272	**2**	530	103	74	14	21	1700	1

ES 13/8, 16-24 mm

- 175 x 350 x 54 mm
- 8 pieces

Code	g
96838128	1440

	No	Content
	13	16; 17; 18; 19; 20; 21; 22; 24 mm

ES 13/10, 6-15 mm

- 175 x 350 x 40 mm
- 10 pieces

Code	g
96838127	525

	No	Content
	13	6; 7; 8; 9; 10; 11; 12; 13; 14; 15 mm

ES 13/5, 27-32 mm

- 530 x 350 x 30 mm
- 5 pieces

Code	g
96838104	2280

	No	Content
	13	27; 28; 29; 30; 32 mm

13, 13a Sets combination spanners OPEN-BOX

Code	No	Content mm/"	⚖ g
96400813	**13/6**	7; 8; 10; 13; 17; 19	650
96400801	**13/9**	9; 10; 11; 12; 13; 14; 17; 19; 22	758
96400808	**13/10KT [1]**	8; 9; 10; 11; 12; 13; 14; 15; 17; 19	746
96400802	**13/11**	8; 9; 10; 11; 12; 13; 14; 15; 17; 19; 22	915
96400803	**13/15**	6; 7; 8; 9; 10; 11; 12; 13; 17; 19; 22; 24; 27; 30; 32	2236
96400816	**13/16 [2]**	7; 8; 9; 10; 11; 12; 13; 14; 15; 16; 17; 18; 19; 21; 22; 24	1620
96400804	**13/17**	6; 7; 8; 9; 10; 11; 12; 13; 14; 15; 16; 17; 18; 19; 20; 21; 22	1480
96400805	**13/26 [2]**	6; 7; 8; 9; 10; 11; 12; 13; 14; 15; 16; 17; 18; 19; 20; 21; 22; 23; 24; 25; 26; 27; 28; 29; 30; 32	4705
96404803	**13a/8 [2]**	7/16; 1/2; 9/16; 5/8; 11/16; 3/4; 13/16; 7/8	900
96404812	**13a/10KT [1]**	1/4; 5/16; 11/32; 3/8; 7/16; 1/2; 9/16; 5/8; 11/16; 3/4	750
96404804	**13a/20 [2]**	1/4; 9/32; 5/16; 11/32; 3/8; 7/16; 1/2; 9/16; 19/32; 5/8; 11/16; 3/4; 25/32; 13/16; 7/8; 15/16; 1; 1 1/16; 1 1/8; 1 1/4	3180

Standard packing: Roll-up wallet made of extremely tough textile with Velcro fastener.
[1]) carton with clear view cover
[2]) packed in carton

TCS 13/17, 6–24 mm

- 350 x 350 x 60 mm
- 17 pieces

Code	⚖ g
96830164	1615

	No	Content
	13	6; 7; 8; 9; 10; 11; 12; 13; 14; 15; 16; 17; 18; 19; 21; 22; 24 mm

TCS 13/17, 6–24 mm MF

- 350 x 350 x 60 mm
- 17 pieces

Code	⚖ g
96830351	1700

	No	Content
	13	6; 7; 8; 9; 10; 11; 12; 13; 14; 15; 16; 17; 18; 19; 21; 22; 24 mm

TCS 13/18, 6–24 mm

- 530 x 350 x 35 mm
- 18 pieces

Code	⚖ g
96838183	2040

	No	Content
	13	6; 7; 8; 9; 10; 11; 12; 13; 14; 15; 16; 17; 18; 19; 20; 21; 22; 24 mm

TCS 13/21, 6–34 mm

- 530 x 350 x 75 mm
- 21 pieces

Code	⚖ g
96830174	3710

	No	Content
	13	6; 7; 8; 9; 10; 11; 12; 13; 14; 15; 16; 17; 18; 19; 21; 22; 24; 27; 30; 32; 34 mm

KG2 Print ES-DE-EN 2019-11-28.indd 90 28.11.2019 12:35:31

TCS 13/25, 5.5-34 mm

- 530 x 350 x 80 mm
- 25 pieces

Code	g
96832096	4500

	No	Content
	13	5.5; 6; 7; 8; 9; 10; 11; 12; 13; 14; 15; 16; 17; 18; 19; 20; 21; 22; 23; 24; 27; 29. 30; 32; 34 mm

TCS 12+13+14/29

- 530 x 350 x 80 mm
- 29 pieces

Code	g
96830193	3752

	No	Content
	12	5.5; 12; 14 mm (2x)
	13	7; 11 mm (2x); 6; 8; 9; 10; 12; 13; 14; 15; 16; 17; 18; 19; 20; 22; 24; 30; 32; 36 mm (1x)
	14	17 mm

TCS 13a/19

- 350 x 350 x 55 mm
- 19 pieces

Code	g
96838778	2000

	No	Content
	13a	3/16; 7/32; 1/4; 9/32; 5/16; 11/32; 3/8; 7/16; 1/2; 9/16; 19/32; 5/8; 11/16; 3/4; 25/32; 13/16; 7/8; 15/16; 1"

TCS 13a/23

- 530 x 350 x 35 mm
- 23 pieces

Code	g
96830885	2800

	No	Content
	13a	3/16; 13/64; 7/32; 15/64; 1/4; 9/32; 5/16; 11/32; 3/8; 7/16; 1/2; 9/16; 19/32; 5/8; 11/16; 3/4; 25/32; 13/16; 7/8; 15/16; 1; 1 1/16; 1 1/8"

130a Combination spanners

- Fed. Spec. GGG-W-636 E
- HPQ® high performance steel, chrome plated



Code	"	L mm	b mm	d mm	a_1 mm	a_2 mm	g	
40571616	**1/4**	105	14.2	9.8	3.6	6	15	10
40571818	**9/32**	110	15.5	10.9	4.1	6	16	10
40572020	**5/16**	115	17	12	4.5	7	20	10
40572222	**11/32**	120	19	13.1	4.9	7	25	10
40572424	**3/8**	125	20.5	14.1	5.2	7	32	10
40572828	**7/16**	135	23	16.2	6	8	42	10
40573232	**1/2**	150	27	18.2	6.5	8.5	61	10
40573434	**9/16**	165	30.5	20.6	7	8.5	78	10

130aSP Combination spanners

- with spline-drive profile
- MS-33787, MIL-W-8982
- HPQ® high performance steel, chrome plated



Code	Spline size	"	L mm	b mm	d mm	a_1 mm	a_2 mm	g	
40581616	**8**	**1/4**	105	14.2	10	3.6	5.6	13	5
40582020	**10**	**5/16**	115	17	12.2	4.5	6.4	21	5
40582424	**12**	**3/8**	125	20.5	14.8	5.2	7	31	5
40582828	**14**	**7/16**	135	23	16.5	6	8	43	5
40583232	**16**	**1/2**	150	27	18.7	6.5	8.5	59	5
40583434	**18**	**9/16**	165	30.5	20.8	7	8.5	84	5

KG2 Print ES-DE-EN 2019-11-28.indd 91 28.11.2019 12:35:34

14 Combination spanners OPEN-BOX, long

- DIN 3113 Form B/ ISO 7738 Form B
- Chrome Alloy Steel, chrome plated



Code	mm	L mm	b mm	d mm	a_1 mm	a_2 mm	t mm	g	
40100606	**6**	125	14	9.5	4.5	6	7	18	10
40100707	**7**	135	16	10.8	5	7	8	25	10
40100808	**8**	145	17.5	12.1	5	7	8	28	10
40100909	**9**	155	19	13.3	5.5	8	9	34	10
40101010	**10**	165	21	14.6	5.5	8	9	43	10
40101111	**11**	180	23.5	15.9	6	9	10	55	10
40101212	**12**	180	25.5	17.3	6	9	10	61	10
40101313	**13**	195	27.5	18.6	6.5	10	11	85	10
40101414	**14**	210	29.5	20.1	6.5	10	11	88	10
40101515	**15**	215	31	21.4	7	11	13	109	10
40101616	**16**	230	33	22.7	7	11	14	108	10
40101717	**17**	240	35	24.1	7.5	12	15	155	10
40101818	**18**	255	37	25.5	7.5	12	16	151	10
40101919	**19**	265	39.5	27	8	13	18	190	10
40102020	**20**	280	41.5	28.5	8	13	19	219	10
40102121	**21**	280	43	29.8	8.5	13	19	244	10
40102222	**22**	300	45	31.3	8.5	14	20	268	10
40102424	**24**	330	50	34.3	9.5	14	22	363	5
40102727	**27**	385	56	38.6	10.5	16	24	502	5
40103030	**30**	415	63	42.6	12	18	26	645	5
40103232	**32**	430	67	45.2	12	18	27	666	5
40103434	**34**	460	72	48	13	18	27	900	1
40103636	**36**	480	74	50.8	13	19	28	951	1
40104141	**41**	560	84	57.8	14	20	32	1322	1

14 Sets combination spanners OPEN-BOX, long

Code	No	Content mm	g
96401008	**14/6²)**	10; 13; 17; 19; 22; 24	1175
96401009	**14/9²)**	10; 11; 13; 17; 19; 22; 24; 27; 30	2395
96401007	**14/10 KT¹)**	8; 10; 11; 12; 13; 14; 16; 17; 18; 19	1235
96401006	**14/11**	8; 9; 10; 11; 12; 13; 14; 15; 17; 19; 22	1137
96401004	**14/15**	6; 7; 8; 9; 10; 11; 12; 13; 17; 19; 22; 24; 27; 30; 32	3370
96401010	**14/15N²)**	10; 11; 12; 13; 14; 15; 16; 17; 18; 19; 21; 22; 24; 27; 30	3135
96401005	**14/17**	6; 7; 8; 9; 10; 11; 12; 13; 14; 15; 16; 17; 18; 19; 20; 21; 22	1874

Standard packing: Roll-up wallet made of extremely tough textile with Velcro fastener.
¹) packed in plastic with transparent cover
²) packed in carton

ES 14/10, 6–15 mm

- 175 x 350 x 39 mm
- 10 pieces

Code	g
96838105	700

No	Content
14	6; 7; 8; 9; 10; 11; 12; 13; 14; 15 mm

ES 14/8, 16–24 mm

- 175 x 350 x 51 mm
- 8 pieces

Code	g
96838106	1820

No	Content
14	16; 17; 18; 19; 20; 21; 22; 24 mm

TCS 14/5, 17–21 mm

- 175 x 350 x 30 mm
- 5 pieces

Code	g
96838188	1065

No	Content
14	17; 18; 19; 20; 21 mm

TCS 14/8, 8–16 mm

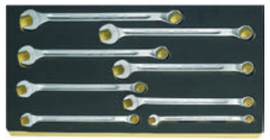

- 175 x 350 x 30 mm
- 8 pieces

Code	g
96838189	660

No	Content
14	8; 10; 11; 12; 13; 14; 15; 16 mm

KG2 Print ES-DE-EN 2019-11-28.indd 92 28.11.2019 12:35:37

TCS 14/18, 6-24 mm

- 350 x 350 x 60 mm
- 18 pieces

Code	g
96838750	2348

	No	Content
	14	6; 7; 8; 9; 10; 11; 12; 13; 14; 15; 16; 17; 18; 19; 20; 21; 22; 24 mm

TCS 14/21, 6-36 mm



- 530 x 350 x 75 mm
- 21 pieces

Code	g
96838771	4988

	No	Content
	14	6; 7; 8; 9; 10; 11; 12; 13; 14; 15; 16; 17; 18; 19; 21; 22; 24; 27; 30; 32; 36 mm

Tool Control System.
Safety-conscious inlays.

Designed to fit our Tool Trolleys and Tool Boxes. With yellow signal cut-outs to show whether all the tools are in their places.

4014 Combination spanners

- Chrome-Vanadium, chrome plated

Code	mm	L mm	b mm	d mm	a_1 mm	a_2 mm	t mm	g	
40146565	**65**	710	133	98	22	33	49.5	4500	1
40147070	**70**	760	143	105	24	35	53.5	5500	1
40147575	**75**	810	153	110	26	38	57.5	6500	1
40148080	**80**	860	163	119	28	41	63.5	8000	1

16 Combination spanners OPEN-BOX

- ISO 3318
- Chrome Alloy Steel, chrome plated

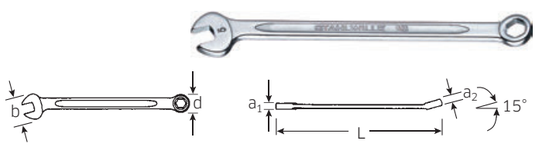

Code	mm	L mm	b mm	d mm	a_1 mm	a_2 mm	g	
40093232	**3.2**	75	10	6.6	3	3.2	6	10
40093535	**3.5**	75	10	6.6	3	3.2	6	10
40094040	**4**	85	12.5	7.8	3	3.2	9	10
40094545	**4.5**	85	12.5	7.8	3	3.2	8	10
40095050	**5**	95	14	9.8	3	3.2	11	10

16/5 Set combination spanners OPEN-BOX; 3.2-5 mm

- in bag made of extremely tough textile with Velcro fastener

Code	Content mm	g
96400902	3.2; 3.5; 4; 4.5; 5	46

20 Double ended ring spanners

AS DIN

StahlwilleSTABIL®

- offset
- DIN 838/ISO 10104
- Chrome Alloy Steel, chrome plated

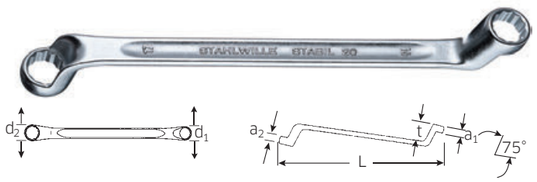

Code	mm	L mm	d_1 mm	d_2 mm	a_1 mm	a_2 mm	t mm	g	
41040607	**6 x 7**	165	10.5	11.8	6	7	18	46	10
41040809	**8 x 9**	180	13.1	14.5	7	8	20	62	10
41040810	**8 x 10**	180	13.1	15.8	7	9	21	61	10
41041011	**10 x 11**	200	15.8	17.2	9	9	23	93	10
41041013	**10 x 13**	220	15.8	20	9	10	25	122	10
41041213	**12 x 13**	220	18.6	20	9	10	25	126	10
41041317	**13 x 17**	245	20	25.3	10	12	27	169	10
41041415	**14 x 15**	245	21.3	22.6	10	12	27	163	10
41041617	**16 x 17**	255	23.9	25.3	11	12	27	181	10
41041719	**17 x 19**	270	25.3	28	12	13	29	220	10
41041819	**18 x 19**	275	26.6	28	12	13	29	220	10
41041821	**18 x 21**	300	26.6	30.7	12	13	31	279	10
41041922	**19 x 22**	300	28	32.1	13	14	31	315	10
41042022	**20 x 22**	300	29.4	32.1	13	14	31	317	5
41042123	**21 x 23**	315	30.7	33.4	13	14	31	312	5
41042124	**21 x 24**	330	30.7	34.7	13	14	34	384	5
41042224	**22 x 24**	330	32.1	34.7	14	14	34	368	5
41042426	**24 x 26**	330	34.7	37.3	14	15	34	427	5
41042427	**24 x 27**	330	34.7	38.6	14	15	34	447	5
41042528	**25 x 28**	350	36	40	14	15	34	414	5
41042730	**27 x 30**	360	38.3	42.6	15	15	37	595	5
41042732	**27 x 32**	360	39.3	47.2	15	16	37	596	5
41043032	**30 x 32**	365	42.6	45.4	15	16	37	640	5
41043034	**30 x 34**	365	42.6	48	15	16	37	660	1
41043641	**36 x 41**	440	53	60	17	18	40	1015	1
41044650	**46 x 50**	535	65.2	73	19	20	45	1709	1

20a Double ended ring spanners

AS DIN

StahlwilleSTABIL®

- offset
- Chrome Alloy Steel, chrome plated

Code	"	L mm	d_1 mm	d_2 mm	a_1 mm	a_2 mm	t mm	g	
41441620	**1/4 x 5/16**	180	11.8	13.1	7	7	20	55	10
41442428	**3/8 x 7/16**	200	15.8	17.2	9	9	23	88	10
41443234	**1/2 x 9/16**	220	20	21.3	9	10	25	120	10
41443436	**9/16 x 5/8**	245	21.3	25.3	10	12	27	168	10
41443538	**19/32 x 11/16**	255	23.9	25.3	11	12	27	175	10
41443640	**5/8 x 3/4**	270	23.9	28	12	13	29	235	10
41443842	**11/16 x 13/16**	300	25.3	30.7	12	13	31	280	5
41444044	**3/4 x 7/8**	300	28	32.1	13	14	31	299	5
41444142	**25/32 x 13/16**	300	29.4	32.1	13	14	31	333	5
41444446	**7/8 x 15/16**	330	32.1	34.7	14	14	34	363	5
41444648	**15/16 x 1**	330	34.7	37.3	14	15	34	419	5
41445258	**1 1/8 x 1 5/16**	365	42.6	45.4	15	16	37	581	1

20, 20a Sets double ended ring spanners

AS DIN

StahlwilleSTABIL®

- offset
- packed in carton



Code	No	Content mm/"	g
96410408	**20/7N**	6 x 7; 8 x 9; 10 x 11; 12 x 13; 14 x 15; 16 x 17; 18 x 19	930
96410405	**20/8**	6 x 7; 8 x 9; 10 x 11; 12 x 13; 14 x 15; 16 x 17; 18 x 19; 20 x 22	1220
96410409	**20/9**	6 x 7; 8 x 9; 10 x 11; 12 x 13; 14 x 15; 16 x 17; 18 x 19; 20 x 22; 21 x 24	1615
96410407	**20/10**	6 x 7; 8 x 9; 10 x 11; 12 x 13; 14 x 15; 16 x 17; 18 x 19; 20 x 22; 24 x 27; 30 x 32	2331
96410406	**20/12**	6 x 7; 8 x 9; 10 x 11; 12 x 13; 14 x 15; 16 x 17; 18 x 19; 20 x 22; 21 x 23; 24 x 27; 25 x 28; 30 x 32	3137
96414402	**20a/6**	1/4 x 5/16; 3/8 x 7/16; 1/2 x 9/16; 5/8 x 3/4; 11/16 x 13/16; 7/8 x 15/16	1200
96414405	**20a/10**	1/4 x 5/16; 3/8 x 7/16; 1/2 x 9/16; 9/16 x 5/8; 19/32 x 11/16; 5/8 x 3/4; 11/16 x 13/16; 3/4 x 7/8; 25/32 x 13/16; 7/8 x 15/16	2200

ES 20/8, 6x7–19x22 mm

- 175 x 350 x 30 mm
- 8 pieces

Code	g
96838167	1266

	No	Content
	20	6 x 7; 8 x 9; 10 x 11; 12 x 13; 14 x 15; 16 x 17; 18 x 21; 19 x 22 mm

KG2 Print ES-DE-EN 2019-11-28.indd 94 28.11.2019 12:35:46

ES 20/10, 6x7-30x32 mm

- 530 x 350 x 44 mm
- 10 pieces

Code	g
96838107	2620

	No	Content
	20	6 x 7; 8 x 9; 10 x 11; 12 x 13; 14 x 15; 16 x 17; 18 x 19; 20 x 22; 24 x 27; 30 x 32 mm

TCS 20/8, 6x7-19x22 mm

- 175 x 350 x 45 mm
- 8 pieces

Code	g
96838192	1338

	No	Content
	20	6 x 7; 8 x 9; 10 x 11; 12 x 13; 14 x 15; 16 x 17; 18 x 21; 19 x 22 mm

TCS 20/8, 6x7-19x22 mm MF

- 175 x 350 x 45 mm
- 8 pieces

Code	g
96830356	1323

	No	Content
	20	6 x 7; 8 x 9; 10 x 11; 12 x 13; 14 x 15; 16 x 17; 18 x 21; 19 x 22 mm

TCS 20/10, 6x7-30x32 mm

- 350 x 350 x 45 mm
- 10 pieces

Code	g
96830166	2500

	No	Content
	20	6 x 7; 8 x 9; 10 x 11; 12 x 13; 14 x 15; 16 x 17; 18 x 21; 19 x 22; 24 x 27; 30 x 32 mm

23 Double ended ring spanners CORONA

- shallow offset
- DIN 897/ISO 10104
- Chrome Alloy Steel, chrome plated

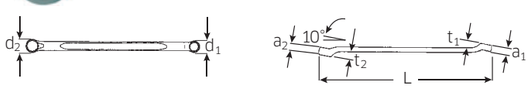

Code	mm	L mm	d_1 mm	d_2 mm	a_1 mm	a_2 mm	t_1 mm	t_2 mm	g	
41070607	**6 x 7**	170	9.5	10.8	6	7	7	8	41	10
41070809	**8 x 9**	179	12.1	13.3	7	8	8	9	49	10
41071011	**10 x 11**	188	14.6	15.9	8.5	9.5	9	10	66	10
41071213	**12 x 13**	203	17.3	18.6	9.5	10.5	10	11	78	10
41071415	**14 x 15**	219	20.1	21.4	10.5	11.5	11	13	109	10
41071617	**16 x 17**	248	22.7	24.1	11.5	12.5	14	15	144	10
41071719	**17 x 19**	250	24.1	27	12.5	13.5	15	18	162	10
41071819	**18 x 19**	251	25.5	27	12.5	13.5	16	18	157	10
41072022	**20 x 22**	280	28.5	31.3	13.5	14.5	19	20	223	5
41072123	**21 x 23**	328	29.8	32.9	13.5	14.5	19	22	281	5
41072427	**24 x 27**	376	34.3	38.6	14.5	16	22	24	426	5
41073032	**30 x 32**	429	42.6	45.2	18	18	26	27	608	5

23/8 Set double ended ring spanners CORONA; 6x7-20x22 mm

- shallow offset
- packed in carton



Code	Content mm	g
96410704	6 x 7; 8 x 9; 10 x 11; 12 x 13; 14 x 15; 16 x 17; 18 x 19; 20 x 22	870

KG2 Print ES-DE-EN 2019-11-28.indd 95 28.11.2019 12:35:49

180a Double ended ring spanners

- short
- shallow offset
- Fed. Spec. GGG-W-636 E
- S.B.A.C. Techn. Spec. T.S. 48 up to 1/2"
- HPQ® high performance steel, chrome plated

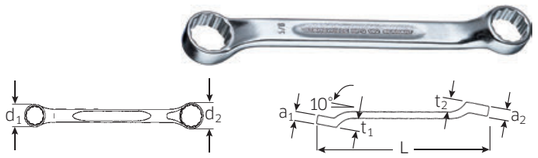

Code	"	L mm	d_1 mm	d_2 mm	a_1 mm	a_2 mm	t_1 mm	t_2 mm	g	
41 60 16 20	**1/4 x 5/16**	107	10.2	11.8	7	8	7.2	7.4	26	10
41 60 24 28	**3/8 x 7/16**	122	14.6	16.7	6.7	7.8	9	10	42	10
41 60 32 34	**1/2 x 9/16**	141	18.5	20.7	8.7	9.5	11	12	62	10
41 60 34 36	**9/16 x 5/8**	148	20.7	22.6	9.5	10.5	11.5	12.5	90	10

230a Double ended ring spanners

- shallow offset
- SAE AS 954 (dimensions and test loads)
- Fed. Spec. GGG-W-636E
- S.B.A.C. Techn. Spec. T.S. 48 up to 1/2"
- HPQ® high performance steel, chrome plated

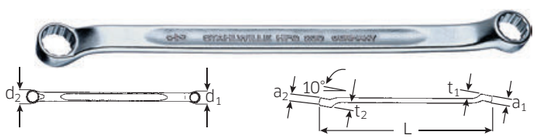

Code	"	L mm	d_1 mm	d_2 mm	a_1 mm	a_2 mm	t_1 mm	t_2 mm	g	
41 61 16 20	**1/4 x 5/16**	180	10.2	11.9	5.2	6	7.9	8.8	45	10
41 61 20 22	**5/16 x 11/32**	195	11.9	13.5	7	8	8	9	45	10
41 61 20 24	**5/16 x 3/8**	195	11.9	14.6	6	7.9	10.8	12.4	54	10
41 61 24 28	**3/8 x 7/16**	215	14.6	16.7	7.9	8.7	11.4	11.7	74	10
41 61 28 32	**7/16 x 1/2**	225	16.7	19.5	8.7	9.1	11.9	12.6	105	10
41 61 32 34	**1/2 x 9/16**	235	19.5	20.7	9.1	9.5	12.2	12.9	110	10
41 61 34 36	**9/16 x 5/8**	245	20.7	22.6	9.5	11.5	13.8	13.9	122	10
41 61 36 40	**5/8 x 3/4**	274	22.6	27.5	11.1	12	14.8	15.8	160	10
41 61 38 40	**11/16 x 3/4**	275	25.4	27.5	11.1	12	15.2	15.8	190	10
41 61 42 44	**13/16 x 7/8**	301	29.5	31.7	13.5	14.5	19	20	260	5
41 61 46 48	**15/16 x 1**	340	34.1	36.5	14.5	15	22	23	375	5
41 61 48 50	**1 x 1 1/16**	368	36.5	38.6	15	16	23	24	460	5
41 61 52 56	**1 1/8 x 1 1/4**	403	40.8	45	16	18	25	27	620	5

220 Double ended ring spanners

- extra long
- 15° angled
- HPQ® high performance steel, chrome plated

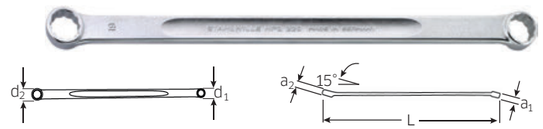

Code	mm	L mm	d_1 mm	d_2 mm	a_1 mm	a_2 mm	g	
41 03 55 07	**5.5 x 7**	185	8.8	11	5.3	5.8	28	5
41 03 06 08	**6 x 8**	205	9.8	12.1	5.6	6	34	5
41 03 09 11	**9 x 11**	250	14.2	16.7	8	8.7	80	5
41 03 10 11	**10 x 11**	250	15.5	16.7	8	8.7	80	5
41 03 12 14	**12 x 14**	290	18.3	20.7	9.5	9.5	162	5
41 03 13 14	**13 x 14**	290	18.7	20.7	9.5	9.5	160	5
41 03 17 19	**17 x 19**	365	25	27.5	11	12	296	5
41 03 18 19	**18 x 19**	365	25.5	27.5	11	12	295	5
41 03 19 22	**19 x 22**	408	27.5	31.5	13	14.3	520	5
41 03 20 22	**20 x 22**	409	28.5	31.5	13	14.3	515	5

220a Double ended ring spanners

- extra long
- 15° angled
- SAE AS 954-E (test loads)
- HPQ® high performance steel, chrome plated

Code	"	L mm	d_1 mm	d_2 mm	a_1 mm	a_2 mm	g	
41 43 14 16	**7/32 x 1/4**	184	9	9.9	5.3	5.8	29	5
41 43 16 20	**1/4 x 5/16**	205	9.9	12.2	5.6	6	33	5
41 43 24 28	**3/8 x 7/16**	250	14	16	8	8.7	79	5
41 43 32 34	**1/2 x 9/16**	290	18.5	21	9.5	9.5	160	5
41 43 36 40	**5/8 x 3/4**	363	22.6	27	11	12	298	5
41 43 38 40	**11/16 x 3/4**	365	25	27	11	12	291	5

220aSP Double ended ring spanners

- extra long
- with spline-drive profile
- 15° angled
- MS-33787, MIL-W-8982
- HPQ® high performance steel, chrome plated

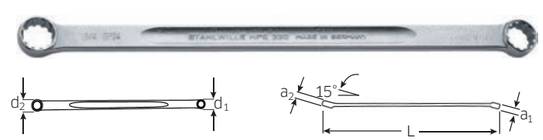

Code	Spline size	"	L mm	d_1 mm	d_2 mm	a_1 mm	a_2 mm	g	
41 16 07 09	**7 x 9**	7/32 x 9/32	185	9.4	11.5	5.3	5.8	28	5
41 16 08 10	**8 x 10**	1/4 x 5/16	205	10.4	12.4	5.6	6	33	5
41 16 12 14	**12 x 14**	3/8 x 7/16	250	14.9	17	8	8.7	79	5
41 16 16 18	**16 x 18**	1/2 x 9/16	290	19	21	9.5	9.5	161	5
41 16 18 20	**18 x 20**	9/16 x 5/8	315	21	23	10	11	205	5
41 16 22 24	**22 x 24**	11/16 x 3/4	365	25	27.5	11	12	310	5
41 16 26 30	**26 x 30**	13/16 x 15/16	410	29.5	34	13	14.3	496	5
41 16 28 32	**28 x 32**	7/8 x 1	430	32	36.5	13.5	15	582	5

KG2 Print ES-DE-EN 2019-11-28.indd 96 28.11.2019 12:35:53

21 Double ended ring spanners

AS mm

StahlwilleSTABIL®

- straight
- DIN 837/ISO 10103
- Chrome Alloy Steel, chrome plated



Code	mm	L mm	d_1 mm	d_2 mm	a mm	g	
41050607	**6 x 7**	100	9.6	11	4.5	14	10
41050809	**8 x 9**	115	12.5	14	5.5	19	10
41050810	**8 x 10**	115	12.5	15.4	6	18	10
41051011	**10 x 11**	150	15.4	16.6	6	30	10
41051213	**12 x 13**	170	18.2	19.5	6.5	42	10
41051317	**13 x 17**	165	19.5	25	8	57	10
41051415	**14 x 15**	170	21	22.5	7.5	55	10
41051617	**16 x 17**	185	23.8	25	8	68	10
41051719	**17 x 19**	185	25	27.6	8	78	10
41051819	**18 x 19**	210	26.3	27.6	9	84	10
41051821	**18 x 21**	210	26.3	30.5	9	107	5
41051922	**19 x 22**	210	27.6	32.4	9	109	5
41052022	**20 x 22**	210	29	32.4	9	109	5
41052124	**21 x 24**	235	30.5	34.7	10	128	5
41052427	**24 x 27**	290	34.7	38.5	11	225	5
41052732	**27 x 32**	320	38.5	45.5	12	283	5
41053032	**30 x 32**	325	43	45.5	12	289	5
41053034	**30 x 34**	325	43	48.5	12	307	5

21 Sets double ended ring spanners

AS mm

StahlwilleSTABIL®

- packed in carton

Code	No	Content mm	g
96410503	**21/7**	8 x 9; 10 x 11; 12 x 13; 14 x 15; 16 x 17; 18 x 19; 20 x 22	397
96410501	**21/10**	6 x 7; 8 x 9; 10 x 11; 12 x 13; 14 x 15; 16 x 17; 18 x 19; 20 x 22; 24 x 27; 30 x 32	943

21TX Double ended ring spanners

- for external TORX® screws
- straight
- Chrome Alloy Steel, chrome plated



Code	size	L mm	d_1 mm	d_2 mm	a_1 mm	a_2 mm	g	
41250608	**E6 x E8**	115.5	9.6	11.6	4.5	5.5	17	10
41251012	**E10 x E12**	149.5	13.7	15.7	6.5	7.5	33	10
41251418	**E14 x E18**	185	17.8	22.5	8	9.5	71	10
41252024	**E20 x E24**	227	24.7	29.2	10.5	12.5	129	10

27 Double ended ring spanners STARTER

AS mm

- ISO 3318
- Chrome Alloy Steel, chrome plated

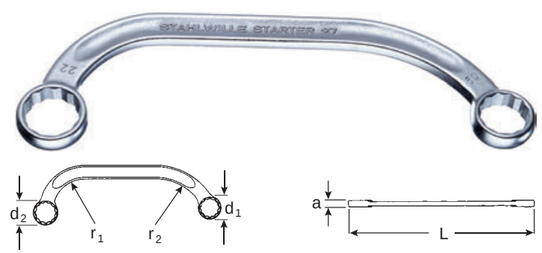

Code	mm	L mm	d_1 mm	d_2 mm	a mm	r_1 mm	r_2 mm	g	
41091012	**10 x 12**	150	16.5	19.5	6.5	35	60	53	10
41091113	**11 x 13**	150	16.5	19.5	6.5	35	60	50	10
41091416	**14 x 16**	179	21	24.5	7.5	36	64	91	10
41091417	**14 x 17**	179	21	24.5	7.5	36	64	89	10
41091517	**15 x 17**	184	22.5	25	7.5	38	66	96	10
41091618	**16 x 18**	200	25.3	27.5	8.5	47	68	130	5
41091922	**19 x 22**	225	28	32	9	48	67	164	5

24 Double ended open ring spanners, angled

- hexagon
- DIN 3118/ISO 3318
- Chrome Alloy Steel, chrome plated

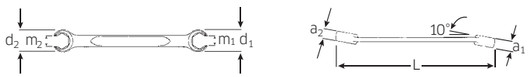

Code	mm	L mm	d_1 mm	d_2 mm	a_1 mm	a_2 mm	m_1 mm	m_2 mm	g	
41 08 08 10	**8 x 10**	145	17.5	19.5	7	8.5	6.3	7.1	39	10
41 08 09 11	**9 x 11**	155	18.5	21.5	8.5	9	6.7	8.6	54	10
41 08 10 11	**10 x 11**	155	19.5	21.5	8.5	9	7.1	8.6	55	10
41 08 10 12	**10 x 12**	160	19.5	22.5	8.5	9.5	7.1	9	59	10
41 08 11 13	**11 x 13**	170	21.5	24	9	10	8.6	10	80	10
41 08 12 14	**12 x 14**	180	24	26	9.5	10.5	9	11	89	10

24a Double ended open ring spanners, angled

- hexagon
- Chrome Alloy Steel, chrome plated

Code	"	L mm	d_1 mm	d_2 mm	a_1 mm	a_2 mm	m_1 mm	m_2 mm	g	
41 48 16 20	**1/4 x 5/16**	105	16.5	18	5.5	7	3.7	5	32	10
41 48 20 24	**5/16 x 3/8**	145	17.5	19.5	7	8.5	6.3	7.1	39	10
41 48 24 28	**3/8 x 7/16**	155	19.5	21.5	8.5	9	7.1	8.6	57	10
41 48 32 34	**1/2 x 9/16**	180	24	26	9.5	10.5	9.5	11	87	10

24 Double ended open ring spanners, angled

- bi-hexagon
- DIN 3118/ISO 3318
- Chrome Alloy Steel, chrome plated

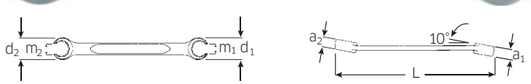

Code	mm	L mm	d_1 mm	d_2 mm	a_1 mm	a_2 mm	m_1 mm	m_2 mm	g	
41 08 14 17	**14 x 17**	200	26	30	10.5	12	11	14	115	10
41 08 16 19	**16 x 19***	220	29	33	12	13	13	15.8	155	5
41 08 17 19	**17 x 19**	220	30	33	12	13	14	15.8	150	10
41 08 19 22	**19 x 22**	230	33	37	13	15	15.8	17	192	5
41 08 22 24	**22 x 24**	245	37	40.5	15	16	17	18	251	5
41 08 24 27	**24 x 27**	270	40.5	44.5	16	17.5	18	20	310	5
41 08 27 36	**27 x 36**	300	42	54	16	19	20	27	414	5
41 08 30 32	**30 x 32**	300	48.5	50.5	20	22	22	24	455	5

* to be discontinued

24a Double ended open ring spanners, angled

- bi-hexagon
- Chrome Alloy Steel, chrome plated

Code	"	L mm	d_1 mm	d_2 mm	a_1 mm	a_2 mm	m_1 mm	m_2 mm	g	
41 48 36 40	**5/8 x 3/4**	218	29	33	12	13	12.7	15.8	148	5
41 48 40 48	**3/4 x 1**	232	33	40.2	13	16	15.8	19	199	5

ES 24/7, 8x10–19x22 mm

- 175 x 350 x 30 mm
- 7 pieces

Code	g
96 83 81 71	860

No	Content
24	8 x 10; 10 x 11; 11 x 13; 12 x 14; 14 x 17; 17 x 19; 19 x 22 mm

TCS 24/7, 8x10-19x22 mm

- 175 x 350 x 35 mm
- 7 pieces

Code	g
96 83 87 58	780

No	Content
24	8 x 10; 10 x 11; 11 x 13; 12 x 14; 14 x 17; 17 x 19; 19 x 22 mm

STAHLWILLE
»AS-Drive«

STAHLWILLE combination spanners and double-ended ring spanners are made with the AS Drive*, which permits high transmission of forces to the flats of nuts and bolts without damaging them.

* Anti-Slip drive

17 Combination ratcheting spanners OPEN-RATCH

- reversible
- bi-hexagon
- 72 teeth
- for work in confined spaces, tight ratchet angle of only 5°
- ring end offset by 15°
- Chrome Alloy Steel, chrome plated



Code	mm	L mm	b mm	d mm	a_1 mm	a_2 mm	g	
41 17 08 08	**8**	144	17.0	18.0	4.7	7.4	38	5
41 17 09 09	**9**	150	18.8	19.5	5.3	7.4	49	5
41 17 10 10	**10**	158	21.7	21.0	5.7	8.4	60	5
41 17 11 11	**11**	165	23.0	22.0	6.1	8.4	68	5
41 17 12 12	**12**	173	25.2	23.5	6.4	8.4	84	5
41 17 13 13	**13**	182	26.5	25.0	6.6	8.4	89	5
41 17 14 14	**14**	190	29.5	26.5	7.3	8.4	110	5
41 17 15 15	**15**	202	31.3	28.0	7.5	8.4	128	5
41 17 16 16	**16**	215	33.4	29.0	7.7	10.0	153	5
41 17 17 17	**17**	229	36.3	30.5	7.9	10.0	195	5
41 17 18 18	**18**	240	38.0	32.0	8.4	11.5	198	5
41 17 19 19	**19**	252	39.0	34.0	8.7	11.5	224	5

from 01.04.2020 also available in 21, 22 and 24 mm

17 Sets combination ratcheting spanners OPEN-RATCH

- roll-up wallet made of extremely tough textile with Velcro fastener

Code	No	Content mm	g
96 41 17 05	**17/5**	8; 10; 13; 17; 19	732
96 41 17 12	**17/12**	8; 9; 10; 11; 12; 13; 14; 15; 16; 17; 18; 19	1745

TCS 17/12

- 175 x 350 x 45 mm
- 12 pieces

Code	g
96 83 06 49	1460

	No	Content
	17	8; 9; 10; 11; 12; 13; 14; 15; 16; 17; 18; 19 mm

240 Ratchet wrenches FastRatch

- patent
- specially suitable for union nuts
- using a single wrench, it is possible to tighten/loosen both metric and imperial nuts and bolts
- made of hardened and tempered stainless steel



Code	mm/"	L mm	b mm	a mm	g	
41 10 08 08	**8 5/16**	121.4	16	4	60	1
41 10 10 10	**10 3/8**	133.3	20	4	70	1
41 10 11 11	**11 7/16**	140.4	23	5	103	1
41 10 12 12	**12 15/32**	146.3	25	5	100	1
41 10 13 13	**13 1/2**	168.4	26.8	6	154	1
41 10 14 14	**14 9/16**	174.6	29.6	6	180	1
41 10 16 16	**16 5/8**	191.3	32.8	7	270	1
41 10 17 17	**17 21/32**	201.7	34.3	7	292	1
41 10 18 18	**18 11/16**	212.8	36.2	7	310	1
41 10 19 19	**19 3/4**	238.5	38.5	7	367	1

240 Sets ratchet wrenches FastRatch

- roll-up wallet made of extremely tough textile with Velcro fastener

Code	No	Content mm	g
96 41 10 03	**240/4**	8; 10; 11; 14	510
96 41 10 05	**240/5**	10; 11; 14; 17; 19	1122
96 41 10 06	**240/6**	8; 10; 13; 14; 17; 19	1230

TCS 240/6



- 175 x 350 x 35 mm
- 6 pieces

Code	g
96 83 87 74	1163

	No	Content
	240	10; 11; 13; 14; 17; 19 mm

25 Ratchet ring spanners

- with bi-hexagon
- straight
- 22 teeth
- chrome plated

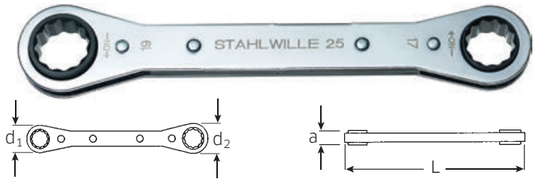

Code	mm	L mm	d_1 mm	d_2 mm	a mm	g	
41 13 07 08	**7 x 8**	109	15	17	9	55	1
41 13 09 10	**9 x 10**	139	20	23	9	80	1
41 13 10 11	**10 x 11**	170	26	30	12	144	1
41 13 12 13	**12 x 13**	170	26	30	12	135	1
41 13 14 15	**14 x 15**	170	26	30	12	126	1
41 13 16 18	**16 x 18**	205	33	36	12	196	1
41 13 17 19	**17 x 19**	205	33	36	12	188	1

25aN Ratchet ring spanners

- as No 25, but made of solid steel
- Fed. Spec. GGG-W-001405

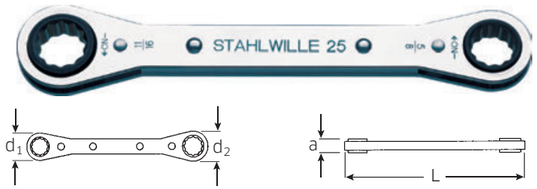

Code	"	L mm	d_1 mm	d_2 mm	a mm	g	
41 56 16 20	**1/4 x 5/16**	109	15	17	9	60	1
41 56 20 22	**5/16 x 11/32**	109	15	17	9	60	1
41 56 24 28	**3/8 x 7/16**	139	20	23	9	90	1
41 56 32 34	**1/2 x 9/16**	174	26	30	12	160	1
41 56 36 38	**5/8 x 11/16**	205	33	36	12	257	1
41 56 40 44	**3/4 x 7/8**	235	36	40	13	296	1
41 56 42 46	**13/16 x 15/16**	235	36	40	12	281	1

25, 25a Sets ratchet ring spanners

- roll-up wallet made of extremely tough textile with Velcro fastener

Code	No	Content mm/"	g
96 41 13 02	**25/4**	9 x 10; 12 x 13; 14 x 15; 17 x 19	556
96 41 13 01	**25/7**	7 x 8; 9 x 10; 10 x 11; 12 x 13; 14 x 15; 16 x 18; 17 x 19	1150
96 41 56 02	**25a/4N**	3/8 x 7/16; 1/2 x 9/16; 5/8 x 11/16; 3/4 x 7/8	1000
96 41 56 01	**25a/7N**	1/4 x 5/16; 5/16 x 11/32; 3/8 x 7/16; 1/2 x 9/16; 5/8 x 11/16; 3/4 x 7/8; 13/16 x 15/16	1271

ES 25/7, 7x8–17x19 mm

- 175 x 350 x 30 mm
- 7 pieces

Code	g
96 83 81 08	1020

	No	Content
	25	7 x 8; 9 x 10; 10 x 11; 12 x 13; 14 x 15; 16 x 18; 17 x 19 mm

TCS 25/7

- 175 x 350 x 30 mm
- 7 pieces

Code	g
96 83 87 51	1015

	No	Content
	25	7 x 8; 9 x 10; 10 x 11; 12 x 13; 14 x 15; 16 x 18; 17 x 19 mm

KG2 Print ES-DE-EN 2019-11-28.indd 100 28.11.2019 12:36:13

25aSP Ratchet ring spanners

- straight
- with spline-drive profile
- 22 teeth
- chrome plated

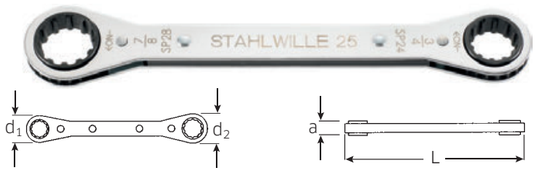

Code	Spline size	"	L mm	d_1 mm	d_2 mm	a mm	g	
41 57 08 10	**8 x 10**	1/4 x 5/16	109	15	17	9	59	1
41 57 12 14	**12 x 14**	3/8 x 7/16	139	20	23	9	84	1
41 57 16 18	**16 x 18**	1/2 x 9/16	174	26	30	12	153	1
41 57 20 22	**20 x 22**	5/8 x 11/16	205	33	36	12	250	1
41 57 24 28	**24 x 28**	3/4 x 7/8	235	36	40	13	279	1

25B Ratcheting bit holder

- reversible
- for hexagon bits
- magnetic location
- reversible heads angled
- chrome plated

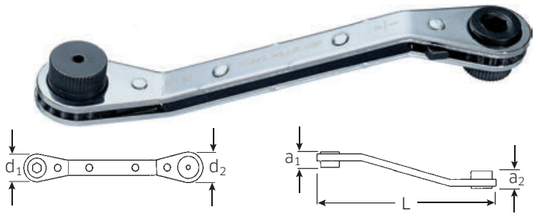

Code	"	L mm	d_1 mm	d_2 mm	a_1 mm	a_2 mm	g	
41 54 16 20	1/4 x 5/16	138	20	23	15	17	105	1

26a Ratchet ring spanners

AS PART

- reversible
- with bi-hexagon
- angled
- 22 teeth
- chrome plated



Code	"	L mm	d_1 mm	d_2 mm	a mm	g	
41 55 16 20	**1/4 x 5/16**	109	15	17	9	55	1
41 55 24 28	**3/8 x 7/16**	139	20	23	9	80	1
41 55 32 34	**1/2 x 9/16**	170	26	30	12	140	1

29 Double ended flexi-joint spanner FLEXI

AS PART

- hexagon
- Chrome Alloy Steel, chrome plated

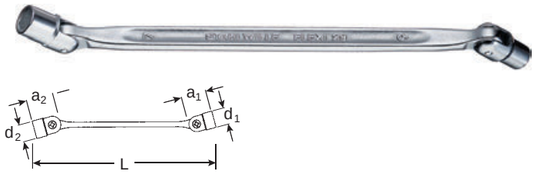

Code	mm	L mm	d_1 mm	d_2 mm	a_1 mm	a_2 mm	g	
43 01 06 07	**6 x 7**	180	9.5	11	23	23	51	10

29 Double ended flexi-joint spanners FLEXI

AS PART

- bi-hexagon
- Chrome Alloy Steel, chrome plated

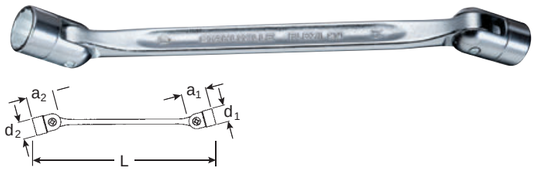

Code	mm	L mm	d_1 mm	d_2 mm	a_1 mm	a_2 mm	g	
43 01 08 09	**8 x 9**	201	26	27.5	11.9	13.4	81	10
43 01 10 11	**10 x 11**	202	30.5	32	14.7	15.9	102	10
43 01 10 13	**10 x 13**	230.5	30	33.5	14.7	18.4	137	10
43 01 12 13	**12 x 13**	228	33	33.5	17.2	18.4	153	10
43 01 14 15	**14 x 15**	227	35	37	19.7	20.9	197	10
43 01 16 17	**16 x 17**	247	38.5	39	22.2	23.7	234	10
43 01 16 18	**16 x 18**	249	38.5	40	22.2	24.7	267	5
43 01 17 19	**17 x 19**	250	39	41	23.7	26.3	277	5
43 01 18 19	**18 x 19**	246.5	40	41	24.7	26.3	294	5
43 01 20 22	**20 x 22**	287.5	45.5	48	27.3	29.8	430	5
43 01 21 23	**21 x 23**	286.5	46.5	50	28.6	31.1	447	5
43 01 24 27	**24 x 27**	349.5	50.5	60.5	32.4	36.1	716	5

29a Double ended flexi-joint spanners FLEXI

AS PART

- bi-hexagon
- Chrome Alloy Steel, chrome plated

Code	"	L mm	d_1 mm	d_2 mm	a_1 mm	a_2 mm	g	
43 41 24 28	**3/8 x 7/16**	202	14	16	30.5	32	98	5
43 41 32 34	**1/2 x 9/16**	227	18.1	20	35	37	195	5
43 41 36 38	**5/8 x 11/16**	249.5	22.1	24	39	40	269	5

KG2 Print ES-DE-EN 2019-11-28.indd 101 28.11.2019 12:36:16

29/7 Set double ended flexi-joint spanners FLEXI; 8x9-20x22 mm

- packed in carton

Code	Content mm	g
96430101	8 x 9; 10 x 11; 12 x 13; 14 x 15; 16 x 17; 18 x 19; 20 x 22	1503

ES 29/6, 8x9–18x19 mm

- 175 x 350 x 30 mm
- 6 pieces

Code	g
96838109	1185

	No	Content
	29	8 x 9; 10 x 11; 12 x 13; 14 x 15; 16 x 17; 18 x 19 mm

TCS 29/6, 8x9-18x19 mm

- 175 x 350 x 35 mm
- 6 pieces

Code	g
96838764	1079

	No	Content
	29	8 x 9; 10 x 11; 12 x 13; 14 x 15; 16 x 17; 18 x 19 mm

TCS 29/7, 8x9–20x22 mm

- 175 x 350 x 40 mm
- 7 pieces

Code	g
96830195	1520

	No	Content
	29	8 x 9; 10 x 11; 12 x 13; 14 x 15; 16 x 17; 18 x 19; 20 x 22 mm

5 Heavy-duty ring spanners

- without tubular handle
- Chrome Alloy Steel, chrome plated

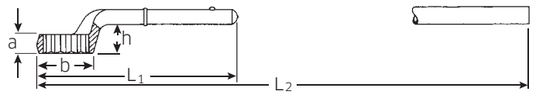

Code	mm	L_1 mm	L_2 mm	b mm	a mm	h mm	handle	g	
42020024	**24**	180	555	38	17	29.5	5 1/2 -1	381	1
42020027	**27**	190	560	41	17	31.5	1	421	1
42020030	**30**	200	565	47	18	33.5	1	525	1
42020032	**32**	235	730	49	18	34	2	712	1
42020036	**36**	245	735	54	20	35.5	2	816	1
42020038	**38**	250	740	56	21	37.5	2	810	1
42020041	**41**	265	750	62	22	39.5	2	910	1
42020042	**42**	265	750	62	22	39.5	2	919	1
42020046	**46**	280	910	69	23	40	3	1192	1
42020050	**50**	290	920	76	25.5	42.5	3	1426	1
42020055	**55**	300	925	81	28	45.5	3	1505	1
42020060	**60**	345	1050	90	30.5	49	4	2260	1
42020065	**65**	355	1060	98	33	53	4	2495	1
42020070	**70**	365	1065	105	35.5	55	4	2700	1
42020075	**75**	375	1070	110	38	57.6	4	2905	1
42020080	**80**	385	1075	125	40.5	59	4	3745	1
42020085	**85**	385	1075	125	40.5	59	4	3648	1
42020090	**90**	410	1100	140	45	63	4	5238	1
42020095	**95**	410	1100	140	45	63	4	4630	1
42020100	**100**	412	1100	143	45	63	4	4895	1

No 5a available on request
L_2 = length with handle No 5 1/2

5 1/2 Tubular handles

- for heavy-duty ring spanners No 5

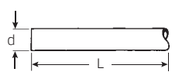

Code	size	L mm	d mm	mm	"	g	
48030001	**1**	460	19	24-30	1-1 3/16	605	1
48030002	**2**	610	22	32-42	1 1/4-1 11/16	1562	1
48030003	**3**	760	25	46-55	1 3/4-2 1/4	2820	1
48030004	**4**	860	30	60-100	2 3/8-3 7/8	3705	1

KG2 Print ES-DE-EN 2019-11-28.indd 102 28.11.2019 12:36:21

8 Striking face ring spanners

StahlwilleSTABIL®

- Chrome Alloy Steel, green painted

Code	mm	L mm	b mm	a mm	g	
42010032	**32**	195	47	24	661	1
42010036	**36**	195	52.4	26	684	1
42010041	**41**	200	59	29	896	1
42010046	**46**	250	65	32	1218	1
42010050	**50**	280	70	35	1555	1
42010055	**55**	300	76	38	2087	1
42010060	**60**	300	82.5	42	2394	1
42010065	**65**	325	90.5	45	3209	1
42010070	**70**	355	97	48	3649	1
42010075	**75**	360	103.5	51	4428	1
42010080	**80**	440	110	57	5895	1
42010085	**85**	440	117	57	6033	1
42010090	**90**	445	124	60	6885	1
42010095	**95**	450	131	67	7875	1
42010100	**100**	455	137	72	10224	1
42010105	**105**	460	146	73	10202	1
42010110	**110**	500	156	82	14492	1
42010115	**115**	505	162	82	14376	1
42010120	**120**	510	174	82	15308	1

additional spanner sizes in accordance with DIN 7444 on request

4205a Striking face ring spanners

- special steel, grey

Code	"	L mm	b mm	a mm	g	
42450056	**1 1/4**	190	52	17	350	1
42450058	**1 5/16**	190	52	17	350	1
42450064	**1 1/2**	205	58	18	500	1
42450066	**1 5/8**	230	66	20	700	1
42450067	**1 11/16**	230	66	20	700	1
42450069	**1 13/16**	240	74	22	975	1
42450070	**1 7/8**	240	74	22	975	1
42450072	**2**	255	80	24	1075	1
42450073	**2 1/16**	255	80	24	1075	1
42450075	**2 3/16**	270	86	25	1320	1
42450076	**2 1/4**	270	86	25	1340	1
42450078	**2 3/8**	280	93	26	1600	1
42450079	**2 7/16**	280	93	26	1600	1
42450081	**2 9/16**	300	102	30	2300	1
42450082	**2 5/8**	300	102	30	2300	1
42450084	**2 3/4**	330	110	33	2900	1
42450085	**2 13/16**	330	110	33	2900	1
42450087	**2 15/16**	330	110	33	2900	1

additional spanner sizes on request

4205 Striking face ring spanners

- DIN 7444
- special steel, grey

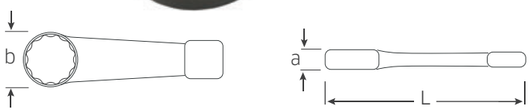

Code	mm	L mm	b mm	a mm	g	
42050024	**24**	160	42.5	15	200	1
42050026	**26**	160	42.5	15	200	1
42050027	**27**	180	46	16	260	1
42050028	**28**	180	47	15.5	240	1
42050030	**30**	190	51.5	16.5	365	1
42050032	**32**	195	53	16.5	353	1
42050033	**33**	195	53	16.5	350	1
42050036	**36**	205	60	19.5	505	1
42050037	**37**	205	60	19.5	500	1
42050038	**38**	205	60	19.5	500	1
42050041	**41**	225	66	20.5	730	1
42050042	**42**	225	66	20.5	671	1
42050046	**46**	240	75	22.5	915	1
42050047	**47**	240	75	22.5	975	1
42050048	**48**	240	75	22.5	920	1
42050050	**50**	250	80	23.5	1120	1
42050052	**52**	250	80	23.5	1075	1
42050055	**55**	270	87.5	25	1375	1
42050056	**56**	270	87.5	25	1320	1
42050060	**60**	270	93.5	26	1565	1
42050064	**64**	290	101	29	2020	1
42050065	**65**	290	101	29	2100	1
42050070	**70**	320	109.5	33	2930	1
42050075	**75**	325	114.5	34	2780	1
42050080	**80**	345	126	35	4100	1
42050085	**85**	360	129	37	3835	1
42050090	**90**	400	152	41.5	5180	1
42050095	**95**	400	152	41.5	4900	1
42050100	**100**	400	152	41.5	6560	1
42050105	**105**	435	172	47.5	6300	1
42050110	**110**	435	172	47.5	7960	1
42050115	**115**	435	172	47.5	7495	1
42050120	**120**	480	182	54	9900	1
42050130	**130**	520	202	58	12640	1
42050135	**135**	520	202	58	12120	1
42050145	**145**	580	228	64	18250	1
42050160	**160**	580	228	64	18800	1
42050165	**165**	650	265	70	28500	1
42050170	**170**	650	265	70	27500	1
42050175	**175**	650	265	70	27750	1
42050180	**180**	650	265	70	26340	1
42050210	**210**	750	320	80	41000	1

KG2 Print ES-DE-EN 2019-11-28.indd 103 28.11.2019 12:36:24

4204 Striking face open ended spanners

- DIN 133
- special tool steel, grey finish

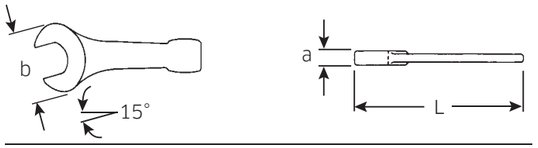

Code	mm	L mm	b mm	a mm	g	
42040027	**27**	180	56	16	321	1
42040030	**30**	190	62	17	451	1
42040032	**32**	190	62	17	395	1
42040036	**36**	215	76	17.5	698	1
42040041	**41**	235	86	18.5	923	1
42040046	**46**	255	98	20	1245	1
42040050	**50**	275	105	21	1445	1
42040055	**55**	300	116	23	2057	1
42040060	**60**	320	128	24.5	2559	1
42040065	**65**	342	138	27	3285	1
42040070	**70**	375	154	30	4573	1
42040075	**75**	375	154	30	4163	1
42040080	**80**	408	174	34	6059	1
42040085	**85**	408	174	34	5871	1
42040090	**90**	445	194	38	7390	1
42040095	**95**	445	194	38	7600	1
42040100	**100**	485	215	44	11500	1
42040105	**105**	485	215	44	11200	1

4004 Single-end spanners

- DIN 894 up to 85 mm
- special tool steel, grey finish



Code	mm	L mm	b mm	a mm	g	
40040240	**24**	215	50	8.9	147	10
40040270	**27**	238	56	9.8	193	10
40040300	**30**	261	62	10.8	275	5
40040320	**32**	273	66	11.8	315	5
40040360	**36**	300	74	12.8	421	1
40040410	**41**	335	83.5	12.8	555	1
40040460	**46**	369	93	14.8	770	1
40040500	**50**	412	102	17	1003	1
40040550	**55**	457	112	18	1235	1
40040600	**60**	492	122	18	1650	1
40040650	**65**	528	132	19	1900	1
40040700	**70**	572	142	20	2035	1
40040750	**75**	608	152	21	2758	1
40040800	**80**	645	162	22	2963	1
40040850	**85**	690	173	23	3510	1
40040900	**90**	690	173	23	3425	1
40040950	**95**	847	195	25	5943	1
40041000	**100**	847	195	25	5500	1
40041050	**105**	1000	217	28	8400	1
40041100	**110**	1000	217	28	9000	1
40041150	**115**	1000	225	28	8500	1
40041200	**120**	1000	225	28	8500	1
40041250	**125**	1000	225	28	7934	1
40041300	**130**	1000	225	28	8500	1
40041350	**135**	1000	225	28	8000	1

4025 Single-end spanners, adjustable

NEW

- right-handed
- DIN 3117/ISO 6787 (B shape)
- ASME B107.100
- jaw offset 22.5°
- Chrome Vanadium, chrome plated

Code	size	max. mm	L mm	b mm	a mm	g	
40250104	**4**	13	115	35	9.5	52	5
40250106	**6**	24	161	50	10.8	155	5
40250108	**8**	30	207	62	14	310	5
40250110	**10**	34	259	74	15.8	490	5
40250112	**12**	39	311	84	19	805	5
40250115	**15**	44	386	106	25	1320	1
40250118	**18**	53	462	124	30	2040	1

TCS 4025/3

NEW

TCS

- 175 x 350 x 30 mm
- 3 pieces

Code	g
96838797	920

	No	Content
	4025	sizes 6; 8; 10

KG2 Print ES-DE-EN 2019-11-28.indd 104 28.11.2019 12:36:31

4026 Single-end spanners, adjustable

NEW

- left-handed
- DIN 3117/ISO 6787 (B shape)
- ASME B 107.100
- jaw offset 22.5°
- Chrome-Vanadium, gunmetal finish

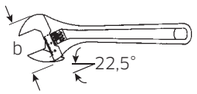

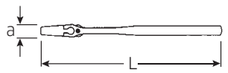

Code	size	max. mm	L mm	b mm	a mm	g	
40260104	**4**	13	115	35	9.5	52	5
40260106	**6**	24	161	50	10.8	155	5
40260108	**8**	30	207	62	14	310	5
40260110	**10**	34	259	74	15.8	490	5
40260112	**12**	39	311	84	19	805	5
40260115	**15**	44	386	106	25	1320	1
40260118	**18**	53	462	124	30	2040	1

TCS 4026/3

NEW

- 175 x 350 x 30 mm
- 3 pieces

Code	g
96838796	908

	No	Content
	4026	sizes 6; 8; 10

10750 Box spanners

- DIN 896 Type B
- made of seamlessly drawn precision steel tubing
- recessed at both ends
- Chrome Alloy Steel, surface polished and chrome plated

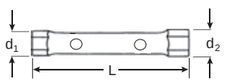

Code	mm	L mm	d_1 mm	d_2 mm	g	
43330607	**6 x 7**	110	10.5	11.5	26	10
43330809	**8 x 9**	110	13	14.5	38	10
43331011	**10 x 11**	125	16	17	50	10
43331213	**12 x 13**	145	19	20.5	78	10
43331415	**14 x 15**	145	21.5	22.5	78	10
43331617	**16 x 17**	155	24	26	127	10
43331719	**17 x 19**	160	26	28.5	199	10
43331819	**18 x 19**	160	27.5	28.5	199	10
43332022	**20 x 22**	170	29.5	32	232	5
43332123	**21 x 23**	170	30.5	33	251	5
43332426	**24 x 26**	190	34.5	37	300	5
43332427	**24 x 27**	190	34.5	38.5	301	5
43333032	**30 x 32**	205	42	45	382	5
43333236	**32 x 36**	225	45	50	535	2
43333641	**36 x 41**	225	50	56	648	2
43334146	**41 x 46**	245	56	62	845	2
43334650	**46 x 50**	245	62	68	878	2
43335560	**55 x 60**	245	70	76	1178	2

10750 Sets box spanners

- DIN 896 Type B
- made of seamlessly drawn precision steel tubing
- recessed at both ends
- Chrome Alloy Steel, surface polished and chrome plated

Code	No	Content mm	g
96431202	**10750/7**	8 x 9; 10 x 11; 12 x 13; 14 x 15; 16 x 17; 18 x 19; 20 x 22	830
96431205	**10750/11**	6 x 7; 8 x 9; 10 x 11; 12 x 13; 14 x 15; 16 x 17; 18 x 19; 20 x 22; 21 x 23; 24 x 27; 30 x 32	1830

ES 10750/10, 6x7–20x22 mm

- 175 x 350 x 30 mm
- 10 pieces

Code	g
96838168	1132

	No	Content
	10750	6 x 7; 8 x 9; 10 x 11; 12 x 13; 14 x 15; 16 x 17; 18 x 19; 20 x 22 mm
	10750 1/2	sizes 6; 7

TCS 10750/10, 6x7-20x22 mm

- 175 x 350 x 40 mm
- 10 pieces

Code	g
96838756	1130

	No	Content
	10750	6 x 7; 8 x 9; 10 x 11; 12 x 13; 14 x 15; 16 x 17; 18 x 19; 20 x 22 mm
	10750 1/2	sizes 6; 7

10750 1/2 Tommy bars

- for No 10750
- stepped

Code	size	for No 10750 mm	Length mm	g	
48010006	**6**	6 x 7–14 x 15	180	49	1
48010007	**7**	16 x 17–24 x 27	320	305	1
48010008	**8**	30 x 32–55 x 60	630	1400	1

3 SOCKET SETS AND SOCKETS

1/4"-drive
>> Page 110

3/8"-drive
>> Page 126

1/2"-drive
>> Page 139

3/4"-drive
>> Page 157

1"-drive
>> Page 160

CROW-RING-, CROW-FOOT spanners, adaptors
>> Page 161

Empty boxes and trays
>> Page 164

Reliable and safe.
Sets of socket spanners and inserts.

Made in Germany

It does not matter whether it is ratchets, adapters or inserts – users can be sure they will get premium quality every time. STAHLWILLE tool cases made of robust ABS plastic facilitate everyday work thanks to their low weight and many well thought-out details. STAHLWILLE sockets are made of HPQ® high-performance steel and are extremely resilient but thin-walled and gentle on fastener heads. And the broad range of ratchets, drives and adapters always ensures the perfect choice of tools for the job.

ROBUST.

Particularly resilient to loads thanks to the torsion resistant body construction and hard-wearing ABS plastic.

SAFE.

A high-grade, chemical-resistant hard-foam inlay ensures tools are held firmly in place. The catches are easy to operate but still secure.

UNMISTAKEABLE.

The laser-cut map on the inside of the lid provides an excellent overview of the tools contained in the case.

AS DRIVE

GENTLE.

The special AS Drive* permits high transmission of forces to the flats of nuts and bolts without damaging them.

* Anti-Slip drive

HPQ

RESILIENT.

High Performance Quality (HPQ®)
High-performance steel – extremely resilient, yet thin-walled and ideal for working in confined spaces.

FAST.

QuickRelease enables rapid tool changes and secures them reliably during work operations.

FOD* COMPLIANT.

The preferred choice in safety-relevant fields such as aerospace, thanks to the screwless design.

* Foreign Object Damage

EFFICIENT.

Eighty teeth provide a ratchet angle of only 4.5° – facilitating efficient working in confined spaces. In contrast to conventional fine-tooth ratchets, no less than eight teeth engage at once here, ensuring maximum load capacity and, at the same time, smooth action and durability.

VERSATILE.

The STAHLWILLE fine tooth ratchet family has convincing features: the 2-component or steel-handled grip, the bit ratchet, fine-tooth flexible-joint ratchet or the Hi-Lok version.

40D Sockets

AS DRIVE HPQ

- DIN 3124/ISO 2725-1, E DIN EN 3709, ASME B 107.5M
- HPQ® high performance steel, chrome plated

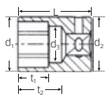

Code	mm	d_1 mm	d_2 mm	d_3 mm	L mm	t_1 mm	t_2 mm	g	
01030005	**5**	7.9	10.7	4	23	4.5	15	9	10
01030055	**5.5**	8.5	10.7	4.5	23	6	15	9	10
01030006	**6**	9.2	10.7	5	23	6	15	9	10
01030007	**7**	10.7	10.7	6	23	6.5	13.4	10	10
01030008	**8**	11.6	11.6	7	23	8	13.1	11	10
01030009	**9**	12.8	12.8	8	23	8	12.8	13	10
01030010	**10**	14.3	14.3	9	23	8	14.9	16	10
01030011	**11**	15.5	15.5	10	23	9	14.6	19	10
01030012	**12**	16.5	16.5	11	23	9.5	14.3	23	10
01030013	**13**	17.8	17.8	12	23	9.5	14	25	10
01030014	**14**	18.8	18.8	13	24	10	14.7	30	10

40aD Sockets

AS DRIVE HPQ

- ASME B 107.1, Fed. Spec. GGG-W-641, SAE AS 954-E (test loads)
- HPQ® high performance steel, chrome plated

Code	"	d_1 mm	d_2 mm	d_3 mm	L mm	t_1 mm	t_2 mm	g	
01530010	**5/32**	6.7	10.7	3.2	23	3.5	15	7	10
01530012	**3/16**	7.6	10.7	4	23	4.5	15	7	10
01530014	**7/32**	8.6	10.7	5	23	6	15	9	10
01530016	**1/4**	9.4	10.7	5.5	23	6	15	8	10
01530018	**9/32**	10.7	10.7	6.6	23	6.5	13.2	8	10
01530020	**5/16**	11.6	11.6	7	23	8	13.1	11	10
01530022	**11/32**	12.7	12.7	8.1	23	8	13.3	13	10
01530024	**3/8**	13.7	13.7	8.3	23	8	13.3	16	10
01530028	**7/16**	15.8	15.8	10	23	9	14.6	21	10
01530032	**1/2**	17.3	17.3	11.5	23	9.5	14.1	26	10
01530034	**9/16**	18.8	18.8	13.1	24	10	14.7	30	10

40aD/10CL Set sockets with clip strip

AS DRIVE HPQ

- content 10 pieces: 3/16; 7/32; 1/4; 9/32; 5/16; 11/32; 3/8; 7/16; 1/2; 9/16"
- 1 clip strip No 40CL-2

Code	g
96015310	200

40 Sockets

AS DRIVE HPQ

- DIN 3124/ISO 2725-1, ASME B 107.5M, E DIN EN 3709 (test loads)
- HPQ® high performance steel, chrome plated

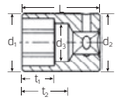

Code	mm	d_1 mm	d_2 mm	d_3 mm	L mm	t_1 mm	t_2 mm	g	
01010003	**3**	5.6	10.7	2.5	23	2	15	7	10
01010032	**3.2**	5.6	10.7	2.5	23	2	15	8	10
01010035	**3.5**	6	10.7	2.5	23	2.5	15	8	10
01010004	**4**	6.7	10.7	3.2	23	3.5	15	9	10
01010045	**4.5**	7.3	10.7	3.7	23	4	15	9	10
01010005	**5**	7.9	10.7	4	23	4.5	15	8	10
01010055	**5.5**	8.5	10.7	4.5	23	6	15	9	10
01010006	**6**	9.2	10.7	5	23	6	15	9	10
01010007	**7**	10.7	10.7	6	23	6.5	13.4	10	10
01010008	**8**	11.6	11.6	7	23	8	13.1	11	10
01010009	**9**	12.8	12.8	8	23	8	12.8	14	10
01010010	**10**	14.3	14.3	9	23	8	14.9	17	10
01010011	**11**	15.5	15.5	10	23	9	14.6	19	10
01010012	**12**	16.5	16.5	11	23	9.5	14.3	24	10
01010013	**13**	17.8	17.8	12	23	9.5	14	26	10
01010014	**14**	18.8	18.8	13	24	10	14.7	30	10

40a Sockets

AS DRIVE HPQ

- ASME B 107.1, Fed. Spec. GGG-W-641, SAE AS 954-E (test loads)
- HPQ® high performance steel, chrome plated

Code	"	d_1 mm	d_2 mm	d_3 mm	L mm	t_1 mm	t_2 mm	g	
01410008	**1/8**	5.6	10.7	2.5	23	2	15	7	10
01410010	**5/32**	6.7	10.7	3.2	23	3.5	15	9	10
01410012	**3/16**	7.6	10.7	4	23	4.5	15	9	10
01410014	**7/32**	8.6	10.7	5	23	6	15	9	10
01410016	**1/4**	9.4	10.7	5.5	23	6	15	9	10
01410018	**9/32**	10.7	10.7	6.6	23	6.5	13.2	10	10
01410020	**5/16**	11.6	11.6	7	23	8	13.1	12	10
01410022	**11/32**	12.7	12.7	8.1	23	8	13.3	14	10
01410024	**3/8**	13.7	13.7	8.3	23	8	13.3	16	10
01410028	**7/16**	15.8	15.8	10	23	9	14.6	15	10
01410032	**1/2**	17.3	17.3	11.5	23	9.5	14.1	27	10
01410034	**9/16**	18.8	18.8	13.1	24	10	14.7	31	10

STAHLWILLE
AS drive

AS DRIVE

STAHLWILLE sockets are equipped with the AS Drive* profile, which permits high transmission of forces to the flats of nuts and bolts without damaging them.

* Anti-Slip drive

40DL Sockets

AS HPQ

- extra deep
- E DIN EN 3710, E DIN EN 3709, DIN 3124/ISO 2725-1, ASME B 107.5M
- HPQ® high performance steel, chrome plated

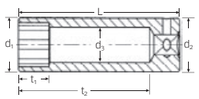

Code	mm	d_1 mm	d_2 mm	d_3 mm	L mm	t_1 mm	t_2 mm	g	
01240005	**5**	7.9	10.7	4	50	4.5	42	15	5
01240055	**5.5**	8.5	10.7	4.5	50	6	42	16	5
01240006	**6**	9.2	10.7	5	50	6	42	18	5
01240007	**7**	10.7	10.7	6	50	6.5	40.9	21	5
01240008	**8**	11.6	11.6	7	50	8	40.1	23	5
01240009	**9**	12.8	12.8	8	50	8	39.8	30	5
01240010	**10**	14.3	14.3	9	50	9	41.9	35	5
01240011	**11**	15.5	15.5	10	50	10.5	41.6	40	5
01240012	**12**	16.5	16.5	11	50	12	41.3	47	5
01240013	**13**	17.8	17.8	12	50	12	41	50	5
01240014	**14**	18.8	18.8	13	50	15	40.7	57	5

40aDL Sockets

AS HPQ

- extra deep
- ASME B 107.1, Fed. Spec. GGG-W-641, SAE AS 954-E
- HPQ® high performance steel, chrome plated

Code	"	d_1 mm	d_2 mm	d_3 mm	L mm	t_1 mm	t_2 mm	g	
01640010	**5/32**	6.7	10.7	3.2	50	4.5	42	13	5
01640012	**3/16**	7.6	10.7	4	50	4.5	42	15	5
01640014	**7/32**	8.6	10.7	5	50	6	42	16	5
01640016	**1/4**	9.4	10.7	5.2	50	6	42	19	5
01640018	**9/32**	10.7	10.7	6.5	50	8	40.2	20	5
01640020	**5/16**	11.6	11.6	7	50	8	40.1	24	5
01640022	**11/32**	12.7	12.7	8.1	50	9	39.7	26	5
01640024	**3/8**	13.7	13.7	8.3	50	9	39.7	33	5
01640028	**7/16**	15.8	15.8	10	50	10.5	41.6	42	5
01640032	**1/2**	17.3	17.3	11.5	50	12	41.1	44	5
01640034	**9/16**	18.8	18.8	13.1	50	15	40.7	55	5

40aDL/7 Set sockets

AS HPQ

- extra deep
- content 7 pieces: 3/16; 1/4; 5/16; 3/8; 7/16; 1/2; 9/16"
- packed in carton

Code	g
96016401	241

40aDL/10CL Set sockets with clip strip

AS HPQ

- content 10 pieces: 3/16; 7/32; 1/4; 9/32; 5/16; 11/32; 3/8; 7/16; 1/2; 9/16"
- 1 clip strip No 40CL-2

Code	g
96016410	350

40aDV Sockets

AS HPQ

- SAE AS 954, S.B.A.C. AS 40605/40606
- HPQ® high performance steel, chrome plated

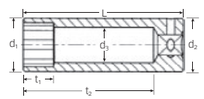

Code	"	d_1 mm	d_2 mm	d_3 mm	L mm	t_1 mm	t_2 mm	g	
01650014	**7/32**	8.6	10.7	5	31.8	6	23.8	12	10
01650016	**1/4**	9.4	10.7	5.2	31.8	6	23.8	13	10
01650018	**9/32**	10.7	10.7	6.6	31.8	6.5	22	13	10
01650020	**5/16**	11.6	11.6	7	31.8	8	21.9	15	10

40L Sockets

AS HPQ

- extra deep
- DIN 3124/ISO 2725-1, ASME B 107.5M, E DIN EN 3710, E DIN EN 3709 (test loads)
- HPQ® high performance steel, chrome plated

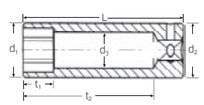

Code	mm	d_1 mm	d_2 mm	d_3 mm	L mm	t_1 mm	t_2 mm	g	
01020032	**3.2**	5.6	10.7	2.5	50	2	37.5	12	10
01020004	**4**	6.7	10.7	3.2	50	3.5	42	14	10
01020045	**4.5**	7.3	10.7	3.7	50	4	42	15	10
01020005	**5**	7.9	10.7	4	50	4.5	42	16	10
01020055	**5.5**	8.5	10.7	4.5	50	6	42	17	10
01020006	**6**	9.2	10.7	5	50	6	42	18	10
01020007	**7**	10.7	10.7	6	50	6.5	40.9	24	10
01020008	**8**	11.6	11.6	7	50	8	40.1	27	10
01020009	**9**	12.8	12.8	8	50	8	39.8	31	10
01020010	**10**	14.3	14.3	9	50	9	41.9	38	10
01020011	**11**	15.5	15.5	10	50	10.5	41.6	43	10
01020012	**12**	16.5	16.5	11	50	12	41.3	49	10
01020013	**13**	17.8	17.8	12	50	12	41	56	10

6,3
1/4"

DIN
3120

ISO
1174-1

3

402 UNIFLEX sockets

HPQ AS

- HPQ® high performance steel, chrome plated

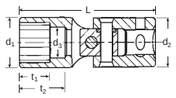

Code	mm	d1 mm	d2 mm	d3 mm	L mm	t1 mm	t2 mm	g	
01140006	**6**	9.2	12.7	5	32	5.5	10	16	5
01140007	**7**	10.4	12.7	6	33.5	6	11.5	16	5
01140008	**8**	11.6	12.7	6.7	35	8	13	17	5
01140009	**9**	13	12.7	8	36	8	12	20	5
01140010	**10**	14.2	12.7	9	38	12	14	21	5

402a UNIFLEX sockets

HPQ AS

- SAE AS 954, ASME B 107.1
- HPQ® high performance steel, chrome plated

Code	"	d1 mm	d2 mm	d3 mm	L mm	t1 mm	t2 mm	g	
01540014	**7/32**	8.6	12.7	4.8	32	5.5	10	17	5
01540016	**1/4**	9.6	12.7	5.2	32	5.5	10	16	5
01540018	**9/32**	11	12.7	6.4	32	6.5	10	19	5
01540020	**5/16**	11.6	12.7	6.7	35	8	13	17	5
01540022	**11/32**	12.7	12.7	8	35	7.5	11.5	19	5
01540024	**3/8**	13.6	12.7	9	38	8.6	13.1	20	5
01540028	**7/16**	15.7	12.7	10.5	39.5	10.7	15	23	5
01540032	**1/2**	17.3	12.7	12	41.5	11.1	16.5	27	5

402a/5 Set UNIFLEX sockets

HPQ AS

Content 5 pieces:
No 402a: 1/4; 5/16; 3/8; 7/16; 1/2"

Code	g
96015401	101

402aK UNIFLEX sockets

HPQ AS

- short version
- HPQ® high performance steel, chrome plated

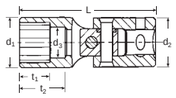

Code	"	d1 mm	d2 mm	d3 mm	L mm	t1 mm	t2 mm	g	
01541024	**3/8**	13.6	12.7	6.7	34	9.1	12.0	19	5
01541034	**9/16**	19	12.7	13.1	37.5	10.3	11.8	25	5

40TX Sockets

HPQ

- for external TORX® screws
- HPQ® high performance steel, chrome plated

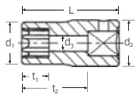

Code	size	mm	d1 mm	d2 mm	d3 mm	L mm	t1 mm	t2 mm	g	
01270004	**E4**	3.8	5.6	10.7	2	23	4.5	15	8	10
01270005	**E5**	4.7	6.7	10.7	2.8	23	5	15	7	10
01270006	**E6**	5.7	8	10.7	3.6	23	5.5	15	10	10
01270007	**E7**	6.2	9.6	10.7	3.8	23	6.5	15	10	10
01270008	**E8**	7.5	10.5	11.6	4.3	23	7	15	10	10
01270010	**E10**	9.4	12.7	12.7	5.6	23	9	15	17	10

40aSP Sockets

HPQ

- for external spline-drive screws
- MS-33787, MIL-W-8982
- HPQ® high performance steel, chrome plated

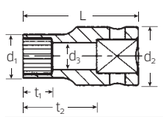

Code	Spline size	"	d1 mm	d2 mm	d3 mm	L mm	t1 mm	t2 mm	g	
01011007	**7**	**7/32**	8.6	10.7	5	22.2	6	14.2	7	1
01011008	**8**	**1/4**	9.5	10.7	5.6	22.2	7	14.2	10	1
01011009	**9**	**9/32**	11.2	11.2	6.6	22.2	8	12.4	10	1
01011010	**10**	**5/16**	11.6	11.6	7.1	22.2	8	12.2	12	1
01011012	**12**	**3/8**	13.8	13.8	8.6	23	8.7	12.6	18	1
01011014	**14**	**7/16**	15.7	15.7	10.4	25	10.7	14.1	24	1

KG3 Print ES DE EN 2019-11-25.indd 112 25.11.2019 17:38:46

40aLSP Sockets

HPQ

- for external spline-drive screws
- long, extra deep bolt clearance
- MS-33787, MIL-W-8982
- HPQ® high performance steel, chrome plated

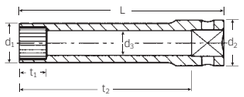

Code	Spline size	"	d_1 mm	d_2 mm	d_3 mm	L mm	t_1 mm	t_2 mm	g	
01021007	**7**	**7/32**	8.6	10.7	5	50.8	6	42.8	18	1
01021008	**8**	**1/4**	9.5	10.7	5.6	50.8	8	42.8	24	1
01021010	**10**	**5/16**	11.6	11.6	7.1	50.8	8	40.8	27	1

402aSP Uniflex sockets

HPQ

- for external spline-drive screws
- MS-33787, MIL-W-8982
- HPQ® high performance steel, chrome plated

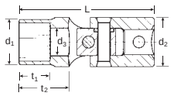

Code	Spline size	"	d_1 mm	d_2 mm	d_3 mm	L mm	t_1 mm	t_2 mm	g	
01542016	**8**	**1/4**	9.5	12.7	5.6	32	6.4	9.8	16	5
01542020	**10**	**5/16**	11.6	12.7	7.1	35	8	13	18	5

41K Screwdriver sockets

- for slotted screws
- blades to DIN 5264
- Chrome Alloy Steel, chrome plated

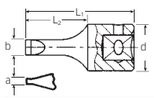

Code	mm	L_1 mm	L_2 mm	d mm	a mm	b mm	g	
01280006	**0.6x3.5**	28	16	11.6	0.6	3.5	10	5
01280008	**0.8x4**	28	16	11.6	0.8	4	10	5
01280010	**1x5.5**	28	16	11.6	1	5.5	11	5
01280012	**1.2x8**	28	16	11.6	1.2	8	12	5

44 INHEX sockets

- for socket head screws
- DIN 7422
- Chrome Alloy Steel, chrome plated

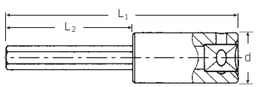

Code	mm	L_1 mm	L_2 mm	d mm	g	
01050003	**3**	55	30	10.7	20	5
01050004	**4**	55	30	10.7	20	5
01050005	**5**	55	30	10.7	25	5
01050006	**6**	55	30	11.6	30	5

44a INHEX sockets

- for socket head screws
- DIN 7422
- Chrome Alloy Steel, chrome plated

Code	"	L_1 mm	L_2 mm	d mm	g	
01450004	**1/16**	55	30	10.7	11	5
01450005	**5/64**	55	30	10.7	12	5
01450006	**3/32**	55	30	10.7	14	5
01450007	**7/64**	55	30	10.7	17	5
01450008	**1/8**	55	30	10.7	12	5
01450009	**9/64**	55	30	10.7	13	5
01450010	**5/32**	55	30	10.7	14	5
01450012	**3/16**	55	30	10.7	17	5
01450014	**7/32**	55	30	10.7	19	5
01450016	**1/4**	55	30	11.6	24	5

44K INHEX sockets

- for socket head screws
- Chrome Alloy Steel, chrome plated

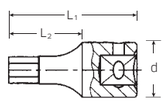

Code	mm	L_1 mm	L_2 mm	d mm	g	
01120003	**3**	28	16	11.6	10	5
01120004	**4**	28	16	11.6	10	5
01120005	**5**	28	16	11.6	10	5
01120006	**6**	28	16	11.6	10	5
01120008	**8**	28	16	11.6	15	5

44KTX Screwdriver sockets

- for inside TORX® screws
- Chrome Alloy Steel, chrome plated

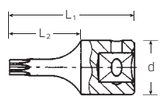

Code	size	mm	L_1 mm	L_2 mm	d mm	g	
01350008	**T8**	2.3	28	16	11.6	10	5
01350009	**T9**	2.5	28	16	11.6	10	5
01350010	**T10**	2.7	28	16	11.6	10	5
01350015	**T15**	3.3	28	16	11.6	10	5
01350020	**T20**	3.8	28	16	11.6	11	5
01350025	**T25**	4.4	28	16	11.6	11	5
01350027	**T27**	5.0	28	16	11.6	11	5
01350030	**T30**	5.5	28	16	11.6	12	5
01350040	**T40**	6.6	28	16	11.6	12	5

44KTXB Screwdriver sockets

- with hollow point
- for inside TORX® screws (TORX® TAMPER RESISTANT)
- Chrome Alloy Steel, chrome plated

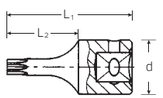

Code	size	mm	L_1 mm	L_2 mm	d mm	g	
01351008	**T8**	2.3	28	16	11.6	10	5
01351009	**T9**	2.5	28	16	11.6	10	5
01351010	**T10**	2.7	28	16	11.6	10	5
01351015	**T15**	3.3	28	16	11.6	10	5
01351020	**T20**	3.8	28	16	11.6	10	5
01351025	**T25**	4.4	28	16	11.6	11	5
01351027	**T27**	5.0	28	16	11.6	10	5
01351030	**T30**	5.5	28	16	11.6	11	5
01351040	**T40**	6.6	28	16	11.6	10	5

44P Screwdriver sockets

- for recessed head screws Phillips-Recess®
- tips to DIN 5260
- Chrome Alloy Steel, chrome plated

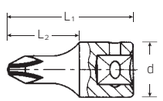

Code	PH size	L_1 mm	L_2 mm	d mm	g	
01290001	**1**	28	16	11.6	12	5
01290002	**2**	28	16	11.6	11	5
01290003	**3**	28	16	11.6	12	5
01290004	**4**	28	16	11.6	14	5

44PZ Screwdriver sockets

- for POZIDRIV/SUPADRIV® screws
- Chrome Alloy Steel, chrome plated

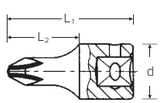

Code	PZ size	L_1 mm	L_2 mm	d mm	g	
01300001	**1**	28	16	11.6	10	5
01300002	**2**	28	16	11.6	11	5

40CL Clip strips

- for socket retention
- supplied without sockets

Code	size	L mm	g
80400001	**1**	200	36
80400002	**2**	300	52

Drive tools and accessories

- 1/4" □
- finish: Chrome Alloy Steel, chrome plated

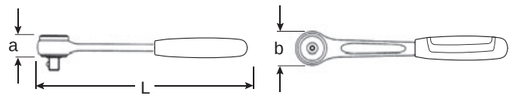

411 Ratchet, fine tooth

- reversible
- 60 teeth
- with 2-component handle
- for use in confined spaces, re-engages after movement of 6°
- DIN 3122/ISO 3315

Code	L mm	b mm	a mm	g	
11231011	118	24	19.5	100	1

415 Ratchet

- reversible
- 22 teeth
- with 2-component handle
- DIN 3122/ISO 3315

Code	L mm	b mm	a mm	g	
11111010	117	22	13	80	5

415QR QuickRelease ratchet

QR

- reversible
- 22 teeth
- with QuickRelease safety lock
- with 2-component handle
- DIN 3122/ISO 3315
- registered design

Code	L mm	b mm	a mm	g	
11110020	117	22	13	79	1

415QR N QuickRelease ratchet, fine tooth

QR FOD 80 4.5°

- reversible
- 80 teeth
- with QuickRelease safety lock
- with 2-component handle
- for use in confined spaces, re-engages after movement of 4.5°
- construction without screws prevents foreign object damage
- DIN 3122/ISO 3315
- registered design

Code	L mm	b mm	a mm	g	
11111020	117	22.6	10.7	79	1

KG3 Print ES DE EN 2019-11-25.indd 114 25.11.2019 17:38:56

415SG-QR N QuickRelease ratchet, fine tooth

- reversible
- 80 teeth
- with QuickRelease safety lock
- with steel handle
- for use in confined spaces, re-engages after movement of 4.5°
- construction without screws prevents foreign object damage
- DIN 3122/ISO 3315
- registered design

Code	L mm	b mm	a mm	g	
11 11 10 30	117	22.6	10.7	86	1

418QR Mini QuickRelease ratchet, fine tooth

NEW

- 90 mm short version
- reversible
- 80 teeth
- with QuickRelease safety lock
- with steel handle
- for use in confined spaces, re-engages after movement of 4.5°
- construction without screws prevents foreign object damage
- DIN 3122/ISO 3315
- registered design

Code	L mm	b mm	a mm	g	
11 11 10 50	90	22.5	12.2	74	1

415QRL N QuickRelease ratchet, fine tooth

- long
- reversible
- 80 teeth
- with QuickRelease safety lock
- with 2-component handle
- for use in confined spaces, re-engages after movement of 4.5°
- construction without screws prevents foreign object damage
- DIN 3122/ISO 3315
- registered design

Code	L mm	b mm	a mm	g	
11 11 10 40	153	22.6	10.7	94	1

415B Bit ratchet

- reversible
- 22 teeth
- with 2-component handle
- with inside hexagon 1/4"
- DIN 3126/ISO 1173 D 6.3
- for bit screwdriver sockets 1/4"
- internal hex drive with a collar-thrust spring (registered design)
- bits are easy to insert, lock securely in position and can be removed just as easily; even hex bits with a wide groove (Type E, DIN 3126/ISO 1173)

Code	L mm	b mm	a mm	g	
11 13 10 11	117	22	12	76	5

415SGB N Bit ratchet, fine tooth

- reversible
- 80 teeth
- with steel handle
- inside hexagon 1/4"
- DIN 3126/ISO 1173 D 6.3
- for bit screwdriver sockets 1/4"
- internal hex drive with a collar-thrust spring
- bits are easy to insert, lock securely in position and can be removed just as easily; even hex bits with a wide groove (Type E, DIN 3126/ISO 1173)
- for use in confined spaces, re-engages after movement of 4.5°
- construction without screws prevents foreign object damage

Code	L mm	b mm	a mm	g	
11 13 20 20	117	22.6	10.7	85	5

418B Mini bit ratchet, fine tooth

NEW

- 90 mm short version
- reversible
- 80 teeth
- with steel handle
- inside hexagon 1/4"
- DIN 3126/ISO 1173 D 6.3
- for bit screwdriver sockets 1/4"
- internal hex drive with a collar-thrust spring
- bits are easy to insert, lock securely in position and can be removed just as easily; even hex bits with a wide groove (Type E, DIN 3126/ISO 1173)
- for use in confined spaces, re-engages after movement of 4.5°
- construction without screws prevents foreign object damage

Code	L mm	b mm	a mm	g	
11 13 30 30	90	22.5	11	70	1

416QR QuickRelease fine-tooth flexible-joint ratchet

- reversible
- 80 teeth
- with QuickRelease safety lock
- with 2-component handle
- handle may be raised or lowered by approx. 90°, lockable in following positions:
  - -straight
  - -30° up
  - -60° up
  - -30° down
- release the lock by pressing the button in the handle
- for use in confined spaces, re-engages after movement of 4.5°
- construction without screws prevents foreign object damage
- DIN 3122/ISO3315
- registered design

Code	L mm	b mm	a mm	g	
11 26 10 10	170	22.5	12	170	1

KG3 Print ES DE EN 2019-11-25.indd 115 25.11.2019 17:39:01

415QR N/7 Set of wrenches

QR

- in sturdy, stackable ABS plastic case

Content 7 pieces:
1 ratchet No 415QR N
3 extensions
No 405QR/2 (54 mm),
No 405QR/4 (102 mm),
No 405QR/6 (150 mm)
1 universal joint No 407QR
1 drive handle No 400QR
1 T-handle No 404QR

Code	g
96014010	758

4110 Spare parts set for ratchet No 411

Content 7 pieces:
1 pinion; 1 pawl; 1 switching disk; 1 spring; 3 screws

Code	g
19200001	47

4150 Spare parts set for ratchet No 415

Content 9 pieces:
1 pinion; 1 pawl; 1 lever with pin; 1 ball; 2 compression springs;
2 screws M 1.7 x 8; 1 cover plate

Code	g
19010000	26

4150QR Spare parts set for ratchet No 415QR

QR

Content 11 pieces:
1 pinion; 1 pawl; 2 levers with pin; 1 ball; 2 compression springs;
2 screws M 1.7 x 8; 2 cover plates

code	g
19011020	24

4150QR N Spare parts set for ratchet No 415QR N, 415QRL N, 415SG-QR N, 416QR, 418QR

QR

Content 9 pieces:
1 pinion; 1 locking disc; 1 lever; 1 pin; 1 ball; 1 compression spring;
2 circlips; 1 cover plate

Code	g
19012020	21

4150B Spare parts set for ratchet No 415B

Content 9 pieces:
1 pinion; 1 pawl; 1 lever with pin; 1 ball; 2 compression springs;
2 screws M 1.7 x 8; 1 cover plate

Code	g
19010011	20

4151 Spare parts set for ratchet No 415SGB N

NEW

Content 9 pieces:
1 pinion; 1 locking disc; 1 lever; 1 pin; 1 ball; 1 compression spring;
2 circlips; 1 cover plate

Code	g
19010012	22

400 Drive handle

- DIN 3122/ISO 3315

Code	L mm	g	
11050010	150	70	5

400QR QuickRelease drive handle

QR

- DIN 3122/ISO 3315
- with QuickRelease safety lock
- patent

Code	L mm	g	
11051010	150	80	1

400 Drall Drive handle

- with 1/4" square drive in end of handle
- DIN 3122/ISO 3315

Code	L mm	g	
11050011	150	105	5

401 Drive handle

- flexible shaft (right hand rotation only)
- maximum torque 5 N·m

Code	L mm	g	
11053002	240	130	5

KG3 Print ES DE EN 2019-11-25.indd 116 25.11.2019 17:39:06

403 Flexible handle

- DIN 3122/ISO 3315
- with 2-component handle

Code	L mm	g	
11061010	154.5	70	1

404 Sliding T-handle

- DIN 3122/ISO 3315

Code	L mm	g	
11070000	116	38	5

404QR QuickRelease sliding T-handle

QR

- with QuickRelease safety locks
- patent

Code	L mm	g	
11071000	116	50	1

413QR QuickRelease speeder brace

QR

- with steel handle
- for greater axial power transmission, detachable palm head
- working radius 70 mm
- with QuickRelease safety lock
- patent

Code	L mm	g	
11100005	440	354	1

405 Extensions

- DIN 3123/ISO 3316

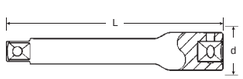

Code	size	L mm	d mm	g	
11010001	**2**	54	11.6	29	5
11010006	**4**	100	11.6	46	5
11010002	**6**	150	11.6	65	5
11010010	**10**	254	11.6	115	1
11010014	**14**	356	11.6	155	1

405W Wobble-Drive extensions

- swivel angle 8° each side
- max. torque 40 N·m

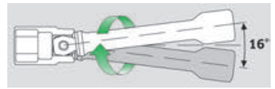

Code	size	L mm	d mm	g	
11010011	**2**	54	11.6	28	1
11010016	**4**	100	11.6	45	1
11010012	**6**	150	11.6	55	1
11010020	**10**	254	11.6	110	1
11010024	**14**	356	11.6	155	1

405QR QuickRelease extensions

QR

- patent
- DIN 3123/ISO 3316

Code	size	L mm	d mm	g	
11011001	**2**	54	11.6	28	1
11011006	**4**	102	11.6	49	1
11011002	**6**	150	11.6	65	1
11011013	**13**	330	11.6	145	1
11011005	**14**	356	11.6	150	1

406 Extension, flexible

- right hand rotation only
- maximum torque 5 N·m

Code	L mm	d mm	g	
11040000	152	11.6	61	5

407 Universal joint

- DIN 3123/ISO 3316

Code	L mm	d mm	g	
11020000	37	12.8	23	5

407QR QuickRelease universal joint

QR

- with QuickRelease safety lock
- patent

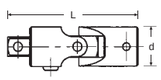

Code	L mm	g	
11021000	45	35	1

5513 Set of adaptors

content 5 pieces:
- No 409, 1/4" socket x 3/8" plug
- No 431, 3/8" socket x 1/4" plug
- No 432, 3/8" socket x 1/2" plug
- No 513, 1/2" socket x 3/8" plug
- No 514, 1/2" socket x 3/4" plug

Code	g
96 12 10 03	648

409 Extending adaptor

HPQ

- 1/4" socket x 3/8" plug (6.3 x 10)
- DIN 3123/ISO 3316
- HPQ® high performance steel

Code	L mm	d mm	g	
11 03 00 02	25	12.8	18	5

409M/432M/514M/3 Set extending adaptors

content 3 pieces:
- 1/4" socket x 3/8" plug
- 3/8" socket x 1/2" plug
- 1/2" socket x 3/4" plug

Code	g
96 12 10 02	120

409M Extending adaptor

- 1/4" socket x 3/8" plug (6.3 x 10)

Code	L mm	∅ mm	g	
11 03 00 10	13	28	14	1

410 Extending adaptor

HPQ

- 1/4" socket x 1/2" plug (6.3 x 12.5)
- HPQ® high performance steel

Code	L mm	d mm	g	
11 03 00 03	28	16.5	36	5

412 Bit holder

HPQ

- ○ 1/4" inside hexagon
- DIN 3126/ISO 1173 D 6.3
- internal hex drive with a collar-thrust spring
- bits are easy to insert, lock securely in position and can be removed just as easily; even hex bits with a wide groove (Type E, DIN 3126/ISO 1173)
- HPQ® high performance steel

Code	L mm	d mm	g	
11 18 00 10	25	11.6	14	5

412-1 Bit holder

HPQ

- ○ 1/4" inside hexagon
- DIN 3126/ISO 1173 D 6.3
- outer size of handle, octagon 10 mm for use in tools with 10 mm internal hex drive or internal double hexagon (e.g. "FLEXI" double-ended flexi-joint spanners, T-handle universal joint spanners, box spanners, ratchet ring spanners etc.)
- internal hex drive with a collar-thrust spring
- bits are easy to insert, lock securely in position and can be removed just as easily; even hex bits with a wide groove (Type E, DIN 3126/ISO 1173)
- HPQ® high performance steel

Code	⬢ mm	L mm	d mm	g	
11 18 00 20	10	20	11.6	11	5

417/1 Locking adaptor

- with hexagon key wrench No 10760aCV 3/32"

Code	L mm	d mm	g	
96 11 27 01	42	13	23	1

KG3 Print ES DE EN 2019-11-25.indd 118 25.11.2019 17:39:13

4008 Ratcheting bit holder

- easy change of direction (anticlockwise, clockwise and fixed) by simply twisting the locking ring
- ergonomically designed, non-slip 2-component handle for optimum force transmission
- storage compartment for 6 bits in the handle; push button to open (size 1)
- for bit screwdriver inserts with external hex 1/4" DIN 3126/ISO 1173 Type C 6.3
- 1/4" sockets can be used with adaptor No 3115/1 (external hex and square drive 1/4")
- easy bit change thanks to internal hex. drive with magnet
- knurled spin section for faster screw advance
- heavy-duty mechanism with 48 teeth (7.5° working angle)

4008-1

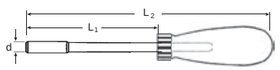

4008-2

Code	size	○	"	L_1 mm	L_2 mm	d mm	g	
18120001	**1**	D 6.3	1/4	127	250	10	220	1
18120002	**2**	D 6.3	1/4	25	95	10	137	1

inside ○ DIN 3126/ISO 1173

4008/27/1R Ratcheting bit holder set

- in sturdy, stackable ABS plastic case

Content 29 pieces:
1 ratcheting bit holder No 4008-1
3 bits ⊕ 1221-1223: PH1; PH2; PH3
3 bits ⊕ PZ1221-PZ1223: PZ1; PZ2; PZ3
6 bits ⚙ 1440-1446: T10; T15; T20; T25; T30; T40
3 bits ◉ 1301-1303: 4 mm; 5 mm; 6 mm
3 bits ⊖ 1163: 0.6 x 4.5; 1165: 0.8 x 5.5; 1166/1: 1.2 x 6.5 mm
1 square drive extension No 3115/1 with 1/4" outer hex. and outer square drives for attaching 1/4" □
9 sockets No 40, 1/4" □ 4; 5; 5.5; 6; 7; 8; 10; 11; 13 mm

Code	g
96182203	955

Tools for Hi-Lok bolts

40aD/8/1H Socket set

- for Hi-Lok bolts
- in sturdy, stackable ABS plastic case

Content 9 pieces:
5 sockets with bi-hexagon No 40aD: 7/32; 1/4; 5/16; 11/32; 3/8"
3 offset screwdrivers No 10759a: 1/16; 5/64; 3/32"
1 ratchet No 415SGH N

Code	g
96016303	556

415SGH N Hi-Lok-ratchet, fine tooth

FOD 80 4.5°

- reversible
- 80 teeth
- patent
- axially drilled pinion, locking facility for sockets
- for use on Hi-Lok bolts in the aerospace industry
- for use in confined spaces, re-engages after movement of 4.5°
- construction without screws prevents foreign object damage

Code	L mm	b mm	a mm	g	
11110010	117	22.6	10.7	88	5

4152 Spare parts set for ratchet No 415SGH N

NEW

Content 9 pieces:
1 pinion; 1 locking disc; 1 lever; 1 pin; 1 ball; 1 compression spring; 2 circlips; 1 cover plate

Code	g
19010013	21

414H Hi-Lok extensions

- with lock-on facility as on ratchet No 415SGH N
- patent

Code	size	L mm	d mm	g	
11240011	**2**	54	13	34	1
11240012	**4**	102	13	49	1
11240013	**6**	152	13	66	1

10759 Hi-Lok offset screwdrivers

- with hexagon end for ratchet No 415SGH N
- round shaft on screwdriver enables locking of ball retainer
- patent

Code	size	mm	L mm	g	
43062002	**1**	2	50	5	5
43064002	**2**	2	100	8	5

10759a Hi-Lok offset screwdrivers

- with hexagon end for ratchet No 415SGH N
- round shaft on screwdriver enables locking of ball retainer
- patent

Code	size	"	L mm	g	
43560004	**1**	1/16	50	5	5
43564004	**2**	1/16	100	8	5
43560005	**1**	5/64	50	5	5
43564005	**2**	5/64	100	8	5
43560006	**1**	3/32	50	5	5
43564006	**2**	3/32	100	8	5

KG3 Print ES DE EN 2019-11-25.indd 119 25.11.2019 17:39:17

6,3
1/4"

DIN
3120

ISO
1174-1

3

40/9/4 Socket set 1/4" □

- in sturdy, stackable ABS plastic case

Content 13 pieces:
9 sockets with hexagon No 40: 4; 5; 5.5; 6; 7; 8; 10; 11; 13 mm
1 ratchet No 415
2 extensions No 405/2 (54 mm), No 405/6 (150 mm)
1 universal joint No 407

Code	g
96011119	696

40D/9/4 Socket set 1/4" □

- in sturdy, stackable ABS plastic case

Content 13 pieces:
8 sockets with bi-hexagon No 40D: 4; 5; 5.5; 6; 7; 8; 10; 11; 13 mm
1 socket with hexagon No 40: 4 mm
1 ratchet No 415
2 extensions No 405/2 (54 mm), No 405/6 (150 mm)
1 universal joint No 407

Code	g
96011304	696

40/13/6 Socket set 1/4" □

- in sturdy, stackable ABS plastic case

Content 19 pieces:
13 sockets with hexagon No 40: 3.5; 4; 4.5; 5; 5.5; 6; 7; 8; 9; 10; 11; 12; 13 mm
1 ratchet No 415
2 extensions No 405/2 (54 mm), No 405/6 (150 mm)
1 universal joint No 407
1 drive handle No 400
1 T-handle No 404

Code	g
96011124	850

40/13/6QR Socket set 1/4" □

QR

- in sturdy, stackable ABS plastic case

Content 19 pieces:
13 sockets with hexagon No 40: 3.5; 4; 4.5; 5; 5.5; 6; 7; 8; 9; 10; 11; 12; 13 mm
1 ratchet No 415QR N
2 extensions No 405QR/2 (54 mm), No 405QR/6 (150 mm)
1 universal joint No 407QR
1 drive handle No 400QR
1 T-handle No 404QR

Code	g
96011180	876

40/23/7 Socket set 1/4" □

- in sturdy, stackable ABS plastic case

Content 30 pieces:
12 sockets with hexagon No 40: 4; 4.5; 5; 5.5; 6; 7; 8; 9; 10; 11; 12; 13 mm
4 INHEX sockets No 44: 3; 4; 5; 6 mm
3 bits ⊕ 1221: PH1; 1222: PH2; 1223: PH3
4 bits ⊖ 1162: 0.6 x 3.5 mm, 1164: 0.8 x 4 mm; 1166: 1 x 5.5 mm; 1168: 1.6 x 8 mm
1 ratchet No 415
2 extensions No 405/2 (54 mm), No 405/6 (150 mm)
1 universal joint No 407
1 drive handle No 400
1 T-handle No 404
1 bit-holder No 412

Code	g
96011134	1138

40D/23/7 Socket set 1/4" □

- in sturdy, stackable ABS plastic case

Content 30 pieces:
2 sockets with hexagon No 40: 4; 4.5 mm
10 sockets with bi-hexagon No 40D: 5; 5.5; 6; 7; 8; 9; 10; 11; 12; 13 mm
4 INHEX sockets No 44: 3; 4; 5; 6 mm
3 bits ⊕ No 1221: PH1; 1222: PH2; 1223: PH3
4 bits ⊖ 1162: 0.6 x 3.5 mm; 1164: 0.8 x 4 mm; 1166: 1.0 x 5.5 mm; 1168: 1.6 x 8 mm
1 ratchet No 415
2 extensions No 405/2 (54 mm), No 405/6 (150 mm)
1 universal joint No 407
1 drive handle No 400
1 T-handle No 404
1 bit-holder No 412

Code	g
96011305	1200

40/23/6 Socket set 1/4" □

- in sturdy, stackable ABS plastic case

Content 29 pieces:
11 sockets with hexagon No 40: 5; 5.5; 6; 7; 8; 9; 10; 11; 12; 13; 14 mm
3 screwdriver sockets ⊖ No 41K: 0.6 x 3.5; 1.0 x 5.5; 1.2 x 8 mm
5 INHEX sockets No 44K: 3; 4; 5; 6; 8 mm
4 screwdriver sockets ⊕ No 44P: PH1; PH2; PH3; PH4
1 ratchet No 415
2 extensions No 405/2 (54 mm), No 405/6 (150 mm)
1 universal joint No 407
1 drive handle No 400
1 T-handle No 404

Code	g
96011136	998

KG3 Print ES DE EN 2019-11-25.indd 120 25.11.2019 17:39:21

40/23/6QR Socket set 1/4" □

QR

- in sturdy, stackable ABS plastic case

Content 29 pieces:
11 sockets with hexagon No 40:
5; 5.5; 6; 7; 8; 9; 10; 11; 12; 13; 14 mm
3 screwdriver sockets ⊖ No 41K:
0.6 x 3.5; 1.0 x 5.5; 1.2 x 8 mm
5 INHEX sockets No 44K:
3; 4; 5; 6; 8 mm
4 screwdriver sockets ⊕ No 44P: PH1; PH2; PH3; PH4
1 ratchet No 415QR N
2 extensions No 405QR/2 (54 mm), No 405QR/6 (150 mm)
1 universal joint No 407QR
1 drive handle No 400QR
1 T-handle No 404QR

Code	g
96011137	998

40/24/6QR Socket set 1/4" □

QR

- in sturdy, stackable ABS plastic case

Content 30 pieces:
12 sockets with hexagon No 40:
4; 5; 5.5; 6; 7; 8; 9; 10; 11; 12; 13; 14 mm
3 screwdriver sockets ⊖ No 41K:
0.6 x 3.5; 1.0 x 5.5; 1.2 x 8 mm
5 INHEX sockets No 44K:
3; 4; 5; 6; 8 mm
2 screwdriver sockets ⊕ No 44P: PH1; PH2
2 screwdriver sockets ⊕ No 44PZ: PZ1; PZ2
1 ratchet No 415QR N
2 extensions No 405QR/2 (54 mm), No 405QR/6 (150 mm)
1 universal joint No 407QR
1 drive handle No 400QR
1 T-handle No 404QR

Code	g
96011182	1018

40D/23/6 Socket set 1/4" □

- in sturdy, stackable ABS plastic case

Content 29 pieces:
11 sockets with bi-hexagon No 40D:
5; 5.5; 6; 7; 8; 9; 10; 11; 12; 13; 14 mm
3 screwdriver sockets ⊖ No 41K:
0.6 x 3.5; 1.0 x 5.5; 1.2 x 8 mm
5 INHEX sockets No 44K:
3; 4; 5; 6; 8 mm
4 screwdriver sockets ⊕ No 44P: PH1; PH2; PH3; PH4
1 ratchet No 415
2 extensions No 405/2 (54 mm), No 405/6 (150 mm)
1 universal joint No 407
1 drive handle No 400
1 T-handle No 404

Code	g
96011306	998

40ma/25/8 Socket set 1/4" □

- in sturdy, stackable ABS plastic case

Content 33 pieces:
25 sockets with hexagon
-No 40: 3.2; 3.5; 4; 4.5; 5; 5.5; 6; 7; 8; 9; 10; 11; 12; 13; 14 mm
-No 40a: 3/16; 7/32; 1/4; 9/32; 5/16; 11/32; 3/8; 7/16; 1/2; 9/16"
1 ratchet No 415
2 extensions No 405/2 (54 mm), No 405/6 (150 mm)
1 extension, flexible No 406 (152 mm)
1 universal joint No 407
1 drive handle No 400
1 flexible handle No 403
1 T-handle No 404

Code	g
96011162	1316

40/24/6 Socket set 1/4" □

- in sturdy, stackable ABS plastic case

Content 30 pieces:
12 sockets with hexagon No 40:
4; 5; 5.5; 6; 7; 8; 9; 10; 11; 12; 13; 14 mm
3 screwdriver sockets ⊖ No 41K:
0.6 x 3.5; 1.0 x 5.5; 1.2 x 8 mm
5 INHEX sockets No 44K:
3; 4; 5; 6; 8 mm
2 screwdriver sockets ⊕ No 44P: PH1; PH2
2 screwdriver sockets ⊕ No 44PZ: PZ1; PZ2
1 ratchet No 415
2 extensions No 405/2 (54 mm), No 405/6 (150 mm)
1 universal joint No 407
1 drive handle No 400
1 T-handle No 404

Code	g
96011138	998

40ma/25/8QR Socket set 1/4" □

QR

- in sturdy, stackable ABS plastic case

Content 33 pieces:
25 sockets with hexagon
-No 40: 3.2; 3.5; 4; 4.5; 5; 5.5; 6; 7; 8; 9; 10; 11; 12; 13; 14 mm
-No 40a: 3/16; 7/32; 1/4; 9/32; 5/16; 11/32; 3/8; 7/16; 1/2; 9/16"
1 ratchet No 415QR N
2 extensions No 405QR/2 (54 mm), No 405QR/6 (150 mm)
1 extension, flexible No 406 (152 mm)
1 universal joint No 407QR
1 drive handle No 400QR
1 flexible handle No 403
1 T-handle No 404QR

Code	g
96010107	1324

KG3 Print ES DE EN 2019-11-25.indd 121 25.11.2019 17:39:24

6,3
1/4"

DIN
3120

ISO
1174-1

3

40/44/17/5 Socket set 1/4" □

- in sturdy, stackable ABS plastic case

Content 22 pieces:
13 sockets with hexagon No 40: 3.5; 4; 4.5; 5; 5.5; 6; 7; 8; 9; 10; 11; 12; 13 mm
4 INHEX sockets No 44: 3; 4; 5; 6 mm
1 ratchet No 415
1 extension No 405/6 (150 mm)
1 universal joint No 407
1 drive handle No 400
1 T-handle No 404

Code	g
96011113	896

40/44/17/5QR Socket set 1/4" □

QR

- in sturdy, stackable ABS plastic case

Content 22 pieces:
13 sockets with hexagon No 40: 3.5; 4; 4.5; 5; 5.5; 6; 7; 8; 9; 10; 11; 12; 13 mm
4 INHEX sockets No 44: 3; 4; 5; 6 mm
1 ratchet 415QR N
1 extension No 405QR/6 (150 mm)
1 universal joint No 407QR
1 drive handle 400QR
1 T-handle No 404QR

Code	g
96011181	914

40/45/36/12 Socket set 1/4"; 3/8" □

- in sturdy, stackable ABS plastic case

Content 48 pieces:
12 sockets with bi-hexagon No 45: 10; 11; 12; 13; 14; 15; 16; 17; 18; 19; 21; 22 mm
8 sockets with hexagon No 40: 4; 4.5; 5; 5.5; 6; 7; 8; 9 mm
1 socket with bi-hexagon, long, with rubber insert No 4600: 16 mm - 5/8"
3 bits ⊕ 1221: PH1; 1222: PH2; 1223: PH3
1 bit ⊕ PZ1222: PZ2
6 bits ⊖ 1160: 0.5 x 3 mm; 1162: 0.6 x 3.5 mm; 1164: 0.8 x 4 mm; 1166: 1.0 x 5.5 mm; 1166/1: 1.2 x 6.5 mm; 1168: 1.6 x 8 mm
5 bits ◉ 1300: 3 mm; 1301: 4 mm; 1302: 5 mm; 1303: 6 mm; 1304: 8 mm
2 ratchets No 415, No 435
3 extensions No 427/3 (76 mm), No 405/6 (150 mm), No 427/10 (240 mm)
2 universal joints No 407, No 428
1 drive handle No 400
1 T-handle No 425
2 bit-holder No 412, No 442
1 reducing adaptor No 431

Code	g
96012047	2712

40/52/27/11 Socket set 1/4"; 1/2" □

- in sturdy, stackable ABS plastic case

Content 38 pieces:
9 sockets with hexagon No 40: 4; 5; 5.5; 6; 7; 8; 9; 10; 11 mm
10 sockets with hexagon No 52: 13; 16; 17; 18; 19; 21; 22; 24; 27; 30 mm
3 INHEX sockets No 44: 3; 4; 5 mm
5 INHEX sockets No 54: 6; 8; 10; 12; 14 mm
2 ratchets No 415, No 512
4 extensions No 405/2 (54 mm), No 509/5 (130 mm), No 405/6 (150 mm), No 509/10 (255 mm)
2 universal joints No 407, No 510
1 drive handle No 400
2 T-handles No 404, No 506

Code	g
96011160	4915

40/20/4QR SCI Socket set 1/4" □

QR

- in softcase with foam inlay

Content 24 pieces:
10 sockets with hexagon No 40: 5; 5.5; 6; 7; 8; 9; 10; 11; 12; 13 mm
2 bits ⊕ 1221: PH1; 1222: PH2
3 bits ◉ 1301: 4 mm; 1302: 5 mm; 1303: 6 mm
5 bits ✱ 1414: T10; 1415: T15; 1416: T20; 1417: T25; 1419: T30
1 ratchet No 415QR N
2 extensions No 405QR/2 (54 mm), No 405QR/6 (150 mm)
1 bit-holder No 412

Code	g
96010127	605

88TX Socket set TORX® 1/4" □

- in sturdy, stackable ABS plastic case

Content 36 pieces:
10 sockets with hexagon No 40: sizes 5; 5.5; 6; 7; 8; 9; 10; 11; 12; 13 mm
6 sockets for external TORX® screws No 40TX: sizes E4; E5; E6; E7; E8; E10
5 INHEX sockets No 44K: sizes 3; 4; 5; 6; 8 mm
9 screwdriver sockets for internal TORX® screws No 44KTX: sizes T8; T9; T10; T15; T20; T25; T27; T30; T40
1 ratchet No 415
2 extensions No 405/2 (54 mm), No 405/6 (150 mm)
1 universal joint No 407
1 drive handle No 400
1 T-handle No 404

Code	g
98819801	1190

KG3 Print ES DE EN 2019-11-25.indd 122 25.11.2019 17:39:27

86TX Socket set TORX® 1/4; 1/2" □

- in sturdy, stackable ABS plastic case

Content 63 pieces:
9 sockets with hexagon No 40: 4; 5; 5.5; 6; 7; 8; 9; 10; 11 mm
10 sockets with hexagon No 52: 13; 16; 17; 18; 19; 21; 22; 24; 27; 30 mm
5 sockets for external TORX® screws No 40TX: sizes E4; E5; E6; E7; E8
7 sockets for external TORX® screws No 50TX: sizes E10; E12; E14; E16; E18; E20; E24
3 INHEX sockets No 44: 3; 4; 5 mm
5 INHEX sockets No 54: 6; 8; 10; 12; 14 mm
6 screwdriver sockets for internal TORX® screws No 44KTX: sizes T8; T9; T10; T15; T20; T25
7 screwdriver sockets for internal TORX® screws No 54TX: sizes T27; T30; T40; T45; T50; T55; T60
2 ratchets No 415, No 512
4 extensions No 405/2 (54 mm), No 509/5 (130 mm), No 405/6 (150 mm), No 509/10 (255 mm)
2 universal joints No 407, No 510
1 drive handle No 400
2 T-handles No 404, No 506

Code	g
96013702	6500

89TX Socket set TORX® 1/4; 3/8; 1/2" □

- in sturdy, stackable ABS plastic case

Content 35 pieces:
3 sockets for external TORX® screws No 40TX: sizes E4; E5; E6
2 screwdriver sockets for internal TORX® screws No 44KTX: sizes T8; T9
4 sockets for external TORX® screws No 45TX: sizes E7; E8; E10; E12
5 screwdriver sockets for internal TORX® screws No 49TX: sizes T10; T15; T20; T25; T27
6 sockets for external TORX® screws No 50TX: sizes E11; E14; E16; E18; E20; E24
6 screwdriver sockets for internal TORX® screws No 54TX: sizes T30; T40; T45; T50; T55; T60
7 bits ⊛ 1440: T10; 1441: T15; 1442: T20; 1443: T25; 1444: T27; 1445: T30; 1446: T40
1 bit-holder No 442
1 TORX® controller: sizes E6; E7; E8; E10; E12; E14; E16; T10; T15; T20; T25; T27; T30; T40; T45; T47; T50; T55; T60

Code	g
98811908	2420

40TX/44KTX/15/6 Socket set TORX® 1/4" □

- in sturdy, stackable ABS plastic case

Content 21 pieces:
6 sockets for external TORX® screws No 40TX: sizes E4; E5; E6; E7; E8; E10
9 screwdriver sockets for internal TORX® screws No 44KTX: sizes T8; T9; T10; T15; T20; T25; T27; T30; T40
1 ratchet No 415
2 extensions No 405/2 (54 mm), No 405/6 (150 mm)
1 universal joint No 407
1 drive handle No 400
1 T-handle No 404

Code	g
96013701	850

40a/9/4 Socket set 1/4" □



- in sturdy, stackable ABS plastic case

Content 13 pieces:
9 sockets with hexagon No 40a: 3/16; 7/32; 1/4; 9/32; 5/16; 11/32; 3/8; 7/16; 1/2"
1 ratchet No 415
2 extensions No 405/2 (54 mm), No 405/6 (150 mm)
1 universal joint No 407

Code	g
96015107	702

40aD/9/4 Socket set 1/4" □

- in sturdy, stackable ABS plastic case

Content 13 pieces:
9 sockets with bi-hexagon No 40aD: 3/16; 7/32; 1/4; 9/32; 5/16; 11/32; 3/8; 7/16; 1/2"
1 ratchet No 415
2 extensions No 405/2 (54 mm), No 405/6 (150 mm)
1 universal joint No 407

Code	g
96016302	700

KG3 Print ES DE EN 2019-11-25.indd 123 25.11.2019 17:39:29

6,3
1/4"

DIN
3120

ISO
1174-1

3

40aD/12/7QR Socket set 1/4" □

QR

- in sturdy, stackable ABS plastic case

Content 19 pieces:
1 socket with hexagon No 40a: 1/8"
11 sockets with bi-hexagon
No 40aD: 5/32; 3/16; 7/32; 1/4; 9/32; 5/16; 11/32; 3/8; 7/16; 1/2; 9/16"
1 ratchet No 415SG-QR
3 extensions
No 405QR/2 (2x) (54 mm), No 405QR/6 (150 mm)
1 universal joint No 407QR
1 drive handle No 400QR
1 bit-holder No 412

Code	g
96015208	872

40aD/30/7QR Socket set 1/4" □

QR



- in sturdy, stackable ABS plastic case

Content 37 pieces:
1 socket with hexagon No 40a: size 1/8"
11 sockets with bi-hexagon
No 40aD: 5/32; 3/16; 7/32; 1/4; 9/32; 5/16; 11/32; 3/8; 7/16; 1/2; 9/16"
11 sockets with bi-hexagon, long No 40aDL: 5/32; 3/16; 7/32; 1/4; 9/32; 5/16; 11/32; 3/8; 7/16; 1/2; 9/16"
7 UNIFLEX sockets with bi-hexagon No 402a: 1/4; 9/32; 5/16; 11/32; 3/8; 7/16; 1/2"
1 ratchet No 415SG-QR
3 extensions No 405/2QR (2x) (54 mm), No 405/6QR (150 mm)
1 universal joint No 407QR
1 drive handle No 400QR
1 bit-holder No 412

Code	g
96015205	1920

ES 1/4" + 10760CV

- 175 x 350 x 41 mm
- 27 pieces

Code	g
96838110	1035

	No	Content
	40	1/4" O 5.5; 6; 7; 8; 9; 10; 11; 12; 13; 14 mm
	400	1/4" ■ 150 mm
	404	1/4" ■ 116 mm
	405/2	1/4" ■ O 54 mm
	405/6	1/4" ■ O 150 mm
	407	1/4" ■ O 38 mm
	412	1/4" O O
	415	1/4" ■
	10760CV	1.5; 2; 2.5; 3; 4; 5; 6; 8; 10; 12 mm

TCS 1/4" + 10760CV

TCS



- 175 x 350 x 43 mm
- 27 pieces

Code	g
96838176	987

	No	Content
	40	1/4" O 5.5; 6; 7; 8; 9; 10; 11; 12; 13; 14 mm
	400	1/4" ■ 150 mm
	404	1/4" ■ 116 mm
	405/2	1/4" ■ O 54 mm
	405/6	1/4" ■ O 150 mm
	407	1/4" ■ O 38 mm
	412	1/4" O O
	415	1/4" ■
	10760CV	1.5; 2; 2.5; 3; 4; 5; 6; 8; 10; 12 mm

TCS 1/4" + 10760CV QR

NEW

QR TCS

- 175 x 350 x 43 mm
- 27 pieces

Code	g
96830364	987

	No	Content
	40	1/4" O 5.5; 6; 7; 8; 9; 10; 11; 12; 13; 14 mm
	400QR	1/4" ■ 150 mm
	404QR	1/4" ■ 116 mm
	405QR/2	1/4" ■ O 54 mm
	405QR/6	1/4" ■ O 150 mm
	407QR	1/4" ■ O 38 mm
	412	1/4" O O
	415QR N	1/4" ■
	10760 CV	1.5; 2; 2.5; 3; 4; 5; 6; 8; 10; 12 mm

KG3 Print ES DE EN 2019-11-25.indd 124 25.11.2019 17:39:37

TCS 40/41/44/8

- 175 x 350 x 45 mm
- 33 pieces

Code	g
96830217	715

	No	Content
	40	1/4" ○ 5; 5.5; 6; 7; 8; 9; 10; 11; 12; 13; 14 mm
	41K	1/4" ○, ⊖ 0.6 x 3.5; 1.0 x 5.5; 1.2 x 8 mm
	44K	1/4" ○, ⬢ 3; 4; 5; 6; 8 mm
	44P	1/4" ○, ⊕ PH1; PH2; PH3; PH4
	PZ1221 **PZ1222**	1/4" ⬢, ⊕ PZ1 1/4" ⬢, ⊕ PZ2
	400	1/4" ■ 150 mm
	404	1/4" ■ 116 mm
	405/2	1/4" ■ ○ 54 mm
	405/6	1/4" ■ ○ 150 mm
	407	1/4" ■ ○ 38 mm
	409	3/8" ■ 1/4" ○
	412	1/4" ○ ○
	415	1/4" ■

TCS 40/35/9

- 175 x 350 x 40 mm
- 44 pieces

Code	g
96830601	1045

	No	Content
	40	1/4" ○ 5; 5.5; 6; 7; 8; 9; 10; 11; 12; 13; 14 mm
	40L	1/4" ○ 4; 4.5; 5; 5.5; 6; 7; 8; 9; 10; 11; 12; 13 mm
	41K	1/4" ○, ⊖ 0.6 x 3.5; 1.0 x 5.5; 1.2 x 8 mm
	44K	1/4" ○, ⬢ 3; 4; 5; 6; 8 mm
	44P	1/4" ○, ⊕ PH1; PH2; PH3; PH4
	400	1/4" ■ 150 mm
	404	1/4" ■ 116 mm
	405/2 **405/4**	1/4" ■ ○ 54 mm 1/4" ■ ○ 100 mm
	405/6	1/4" ■ ○ 150 mm
	407	1/4" ■ ○ 38 mm
	409	3/8" ■ 1/4" ○
	412	1/4" ○ ○
	415	1/4" ■

TCS 40/41/44/8QR

- 175 x 350 x 45 mm
- 33 pieces

Code	g
96830365	715

	No	Content
	40	1/4" ○ 5; 5.5; 6; 7; 8; 9; 10; 11; 12; 13; 14 mm
	41K	1/4" ○, ⊖ 0.6 x 3.5; 1.0 x 5.5; 1.2 x 8 mm
	44K	1/4" ○, ● 3; 4; 5; 6; 8 mm
	44P	1/4" ○, ⊕ PH1; PH2; PH3; PH4
	PZ1221 **PZ1222**	1/4" ○, ⊕ PZ1 1/4" ○, ⊕ PZ2
	400QR	1/4" ■ 150 mm
	404QR	1/4" ■ 116 mm
	405QR/2	1/4" ■ ○ 54 mm
	405QR/6	1/4" ■ ○ 150 mm
	407QR	1/4" ■ ○ 38 mm
	409	3/8" ■ 1/4" ○
	412	1/4" ○ ○
	415QR N	1/4" ■

TCS 40/35/9QR

- 175 x 350 x 40 mm
- 44 pieces

Code	g
96830366	1045

	No	Content
	40	1/4" ○ 5; 5.5; 6; 7; 8; 9; 10; 11; 12; 13; 14 mm
	40L	1/4" ○ 4; 4.5; 5; 5.5; 6; 7; 8; 9; 10; 11; 12; 13 mm
	41K	1/4" ○, ⊖ 0.6 x 3.5; 1.0 x 5.5; 1.2 x 8 mm
	44K	1/4" ○, ⬢ 3; 4; 5; 6; 8 mm
	44P	1/4" ○, ⊕ PH1; PH2; PH3; PH4
	400QR	1/4" ■ 150 mm
	404QR	1/4" ■ 116 mm
	405QR/2 **405QR/4**	1/4" ■ ○ 54 mm 1/4" ■ ○ 100 mm
	405QR/6	1/4" ■ ○ 150 mm
	407QR	1/4" ■ ○ 38 mm
	409	3/8" ■ 1/4" ○
	412	1/4" ○ ○
	415QR N	1/4" ■

45 Sockets

- DIN 3124/ISO 2725-1, ASME B 107.5M, E DIN EN 3709
- HPQ® high performance steel, chrome plated

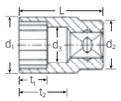

Code	mm	d_1 mm	d_2 mm	d_3 mm	L mm	t_1 mm	t_2 mm	g	
02010007	**7**	10.5	16.5	6	24	6	12.5	19	10
02010008	**8**	11.7	16.5	7	25	7	13.5	19	10
02010009	**9**	13	16.5	8	25	7	13.5	19	10
02010010	**10**	14.3	16.5	9	27	8.5	15.5	20	10
02010011	**11**	15.6	16.5	10	27	8.5	13.7	21	10
02010012	**12**	16.9	17.5	11	28	9.5	14.4	24	10
02010013	**13**	18	17.5	12	30	11.5	16.1	30	10
02010014	**14**	19.4	17.5	13	30	11.5	15.8	28	10
02010015	**15**	20.6	19	14	31	12.5	19.2	40	10
02010016	**16**	21.7	19	15	31	13.5	18.9	33	10
02010017	**17**	23	19	16	31	12.5	18.6	44	10
02010018	**18**	24.2	19	17	32	13.5	19.3	39	5
02010019	**19**	25.2	19	18	32	13.5	19	39	5
02010020	**20**	26.2	20	19	34	15.5	20.7	51	5
02010021	**21**	27.7	21	20	34	15.5	20.5	53	5
02010022	**22**	28.7	21	21	35	17	21.2	61	5
02010024	**24**	31.5	24	21	35	18	21.2	92	5

456 Sockets

- DIN 3124/ISO 2725-1, ASME B 107.5M, E DIN EN 3709 (test loads)
- HPQ® high performance steel, chrome plated

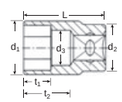

Code	mm	d_1 mm	d_2 mm	d_3 mm	L mm	t_1 mm	t_2 mm	g	
02110007	**7**	10.5	16.5	6	24	6	12.5	19	10
02110008	**8**	11.7	16.5	7	25	7	13.5	19	10
02110009	**9**	13	16.5	8	25	7	13.5	20	10
02110010	**10**	14.3	16.5	9	27	8.5	15.5	20	10
02110011	**11**	15.6	16.5	10	27	8.5	13.7	21	10
02110012	**12**	16.9	17.5	11	28	9.5	14.4	24	10
02110013	**13**	18	17.5	12	30	11.5	16.1	25	10
02110014	**14**	19.4	17.5	13	30	11.5	15.8	29	10
02110015	**15**	20.6	19	14	31	12.5	19.2	30	10
02110016	**16**	21.7	19	15	31	13.5	18.9	34	10
02110017	**17**	23	19	16	31	12.5	18.6	45	10
02110018	**18**	24.2	19	17	32	13.5	19.3	42	10
02110019	**19**	25.2	19.6	18	32	13.5	19	43	10
02110020	**20**	26.2	20.5	19	34	15.5	20.7	53	10
02110021	**21**	27.7	21.8	20	34	15.5	20.5	59	10
02110022	**22**	28.7	21	21	35	17	21.2	59	10

45a Sockets

- ASME B 107.1, Fed. Spec. GGG-W-641, SAE AS 954-E (test loads)
- HPQ® high performance steel, chrome plated

Code	"	d_1 mm	d_2 mm	d_3 mm	L mm	t_1 mm	t_2 mm	g	
02410016	**1/4**	9.7	16.5	5.2	24	6	12.5	18	10
02410020	**5/16**	11.7	16.5	7	25	7	13.5	19	10
02410022	**11/32**	12.5	16.5	8.1	25	7	13.5	19	10
02410024	**3/8**	13.7	16.5	8.4	27	8.5	15.5	20	10
02410028	**7/16**	15.7	16.5	10	28	9.5	15.1	20	10
02410032	**1/2**	18	17.5	11.5	30	11.5	16.5	24	10
02410034	**9/16**	20.2	19	13.1	31	12.7	16.8	28	10
02410035	**19/32**	20.6	19	14	31	13	19.2	36	5
02410036	**5/8**	21.7	19	15	31	13.5	18.9	31	5
02410038	**11/16**	23.4	19	16.3	32	14.7	19.5	34	5
02410040	**3/4**	25.2	19	18	32	15.9	19	41	5
02410042	**13/16**	27.2	20.5	19.4	34	16.5	20.5	52	5
02410044	**7/8**	28.7	22	21	35	18	21	59	5
02410046	**15/16**	31.5	24	22.6	35	18.5	20.7	95	5
02410048	**1**	33	25.5	24.2	35	18.5	20.2	97	5

460a Sockets

- SAE AS 954-E, S.B.A.C. AS 40610/40611, ASME B 107.1
- HPQ® high performance steel, chrome plated

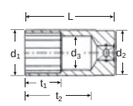

Code	"	d_1 mm	d_2 mm	d_3 mm	L mm	t_1 mm	t_2 mm	g	
02620016	**1/4**	9.9	16.5	5.2	32	7	20.5	21	5
02620020	**5/16**	11.5	16.5	7	32	8.5	20.5	22	5
02620024	**3/8**	13.7	16.5	8.5	38	9	26.5	29	5
02620028	**7/16**	15.7	16.5	10	38	11	24.5	33	5
02620032	**1/2**	17.5	17.8	11.5	44	12	30	44	5

STAHLWILLE
High Performance Quality.

High Performance Quality (HPQ®) high-performance steel – extremely resilient, yet thin-walled and ideal for working in confined spaces.

46 Sockets

AS CERT HPQ

- extra deep
- DIN 3124/ISO 2725-1, E DIN EN 3710, E DIN EN 3709, ASME B 107.5M
- HPQ® high performance steel, chrome plated

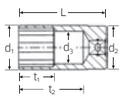

Code	mm/"	d_1 mm	d_2 mm	d_3 mm	L mm	t_1 mm	t_2 mm	g	
02020008	**8**	11.7	16.5	7	54	9	42.5	36	10
02020010	**10**	14.3	16.5	9	54	20	42.5	41	10
02020011	**11**	15.6	16.5	10	54	20	40.7	51	10
02020012	**12**	16.9	17.5	11	54	20	40.4	57	10
02020013	**13**	18	17.5	12	54	20	40.1	61	10
02020014	**14**	19.4	17.5	13	60	25	45.8	75	10
02020015	**15**	20.6	19	14	60	25	48.2	85	10
02020016	**16**	21.7	19.5	15	60	25	47.9	81	10
02020017	**17**	23	21	16	65	30	52.6	97	10
02020018	**18**	24.2	22	17	65	30	52.3	121	10
02020019	**19**	25.2	23	18	65	30	52	112	10
02020208	**20.8-13/16 [1]**	27.2	25	-	65	18	-	151	10
02020021	**21**	27.7	25.5	20	65	30	51.5	137	5
02020022	**22**	28.7	26.5	21	65	30	51.2	178	5

[1]) with rubber insert for spark plugs

46a Sockets

AS CERT HPQ

- extra deep
- ASME B 107.1, Fed. Spec. GGG-W-641, SAE AS 954-E
- HPQ® high performance steel, chrome plated

Code	"	d_1 mm	d_2 mm	d_3 mm	L mm	t_1 mm	t_2 mm	g	
02420016	**1/4**	9.7	16.5	5.2	54	9	42.5	33	5
02420020	**5/16**	11.7	16.5	7	54	9	42.5	35	5
02420022	**11/32**	12.5	16.5	8.1	54	9	42.5	186	5
02420024	**3/8**	13.7	16.5	8.4	54	20	42.5	45	5
02420028	**7/16**	15.7	16.5	10	54	20	40.7	53	5
02420032	**1/2**	18	17.5	11.5	54	20	40.2	64	5
02420034	**9/16**	20.2	19	13.1	60	25	45.8	80	5
02420035	**19/32**	20.6	19	14	60	25	48.2	84	5
02420036	**5/8**	21.7	19.5	15	60	25	47.9	81	5
02420038	**11/16**	23.4	21.5	16.3	65	30	52.5	114	5
02420040	**3/4**	25.2	23	18	65	30	52	137	5
02420042	**13/16**	27.2	25	19.4	65	30	51.6	130	5
02420044	**7/8**	28.7	26.5	21	65	30	51.2	184	5
02420046	**15/16**	31.5	29	22.6	65	30	50.7	195	5
02420048	**1**	33	31	24.2	65	30	50.2	205	5

5100 Rubber insert

- for 20.8 mm (No 46; 51; 51S)

Code	g	
09010001	6	5

3466 Spark plug socket

AS CERT HPQ

- extra deep
- with magnet
- HPQ® high performance steel, chrome plated

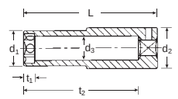

Code	mm/"	d_1 mm	d_2 mm	d_3 mm	L mm	t_1 mm	t_2 mm	g	
02140036	**16-5/8**	21.8	25.5	15	85	7	72.9	180	5

4600 Spark plug socket

AS CERT HPQ

- extra deep
- with rubber insert
- HPQ® high performance steel, chrome plated

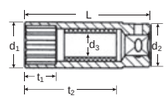

Code	mm/"	d_1 mm	d_2 mm	L mm	t_1 mm	t_2 mm	g	
02120036	**16-5/8**	21.7	19.5	60	15	47.8	84	10

4606 Spark plug socket

AS CERT HPQ

- extra deep
- with rubber insert
- HPQ® high performance steel, chrome plated

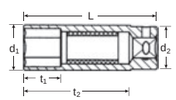

Code	mm/"	d_1 mm	d_2 mm	L mm	t_1 mm	t_2 mm	g	
02130018	**18-11/16**	24.2	22	65	18	52.8	132	10

assembly of spark plugs on motorcycles, mopeds

47 UNIFLEX sockets

AS CERT HPQ

- HPQ® high performance steel, chrome plated

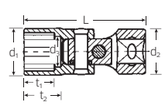

Code	mm	d_1 mm	d_2 mm	d_3 mm	L mm	t_1 mm	t_2 mm	g	
02040010	**10**	14.3	17.5	9	45.5	7	12	51	1
02040011	**11**	15.6	17.5	10	47.5	11	14	55	1
02040012	**12**	16.9	17.5	11	48	11	14.5	54	1
02040013	**13**	18.3	17.5	12	48	12	14.5	53	1
02040014	**14**	19.4	17.5	13	48.5	13	14.5	55	1
02040015	**15**	20.6	17.5	14	48.5	13	14.5	56	1
02040016	**16**	21.8	17.5	15	51.5	14	17	58	1
02040017	**17**	23	17.5	16	53.5	15	18.5	65	1
02040018	**18**	24.2	17.5	17	54.5	16	18.5	61	1
02040019	**19**	25.5	17.5	18	57	16	21	68	1

KG3 Print ES DE EN 2019-11-25.indd 127 25.11.2019 17:39:52

47a — UNIFLEX sockets

HPQ AS mini

- SAE AS 954-E
- HPQ® high performance steel, chrome plated

Code	"	d_1 mm	d_2 mm	d_3 mm	L mm	t_1 mm	t_2 mm	g	
02440020	5/16	11.7	17.5	7	45.5	7	12.5	50	1
02440024	3/8	13.7	17.5	8.5	45.5	7	12	50	1
02440028	7/16	15.8	17.5	10	47.5	11	14	50	1
02440032	1/2	18.3	17.5	11.5	47.5	11.5	14	57	1
02440034	9/16	19.7	17.5	13.1	48.5	13	14.5	55	1
02440036	5/8	21.6	17.5	15	51.5	14	17	59	1
02440038	11/16	23.5	17.5	16.3	53.5	16	18.5	58	1
02440040	3/4	25.5	17.5	18	57	16	21	67	1

45TX — Sockets

HPQ

- for external TORX® screws
- HPQ® high performance steel, chrome plated

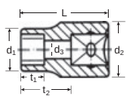

Code	size	mm	d_1 mm	d_2 mm	d_3 mm	L mm	t_1 mm	t_2 mm	g	
02270005	**E5**	4.7	7	16.5	2.8	28	5	16.5	23	10
02270006	**E6**	5.7	8	16.5	3.6	28	5.5	16.5	23	10
02270007	**E7**	6.2	9	16.5	3.8	28	6.5	16.5	24	10
02270008	**E8**	7.5	10.5	16.5	4.3	28	7	16.5	22	10
02270010	**E10**	9.4	13	16.5	5.6	28	8	16.5	27	10
02270012	**E12**	11.1	14.9	16.5	7.2	28	9.5	16.5	30	10
02270014	**E14**	12.9	16.5	17.3	8	28	10	16.5	34	10

45TX/7 — Set sockets

HPQ

- for external TORX® screws
- packed in carton

Content 7 pieces:
E5; E6; E7; E8; E10; E12; E14

Code	g
96022702	219

47TX — UNIFLEX sockets

- for external TORX® screws
- Chrome Alloy Steel, chrome plated

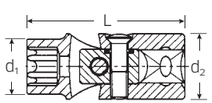

Code	size	mm	d_1 mm	d_2 mm	L mm	g	
02070008	**E8**	7.5	11.5	19	43	56	1
02070010	**E10**	9.4	13.8	19	44	61	1
02070012	**E12**	11.1	16	19	46	66	1
02070014	**E14**	12.9	17.8	19	48	75	1

45aSP — Sockets

HPQ

- for external Spline-Drive screws
- MS-33787, MIL-W-8982
- HPQ® high performance steel, chrome plated

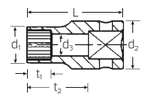

Code	Spline size	"	d_1 mm	d_2 mm	d_3 mm	L mm	t_1 mm	t_2 mm	g	
02011012	**12**	3/8	13.7	16.5	8.6	26.5	9	15	24	1
02011014	**14**	7/16	16	17.3	10.4	28	11	14.5	37	1
02011016	**16**	1/2	18	18.3	12.2	28	11.5	14	28	1

45aPSP — Socket

HPQ

- for external Spline-Drive screws
- MS-33787, MIL-W-8982
- for disassembling jet engines, series CFM 56
- HPQ® high performance steel, gunmetal finish

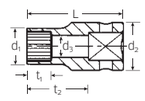

Code	Spline size	"	d_1 mm	d_2 mm	d_3 mm	L mm	t_1 mm	t_2 mm	g	
22410028	**14**	7/16	18.8	18.8	10.4	28	11	14.5	36	10

46aSP — Sockets

HPQ

- for external Spline-Drive screws
- extra deep
- bolt clearance
- MS-33787, MIL-W-8982
- HPQ® high performance steel, chrome plated

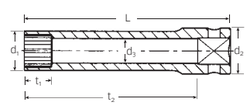

Code	Spline size	"	d_1 mm	d_2 mm	d_3 mm	L mm	t_2 mm	g	
02021012	**12**	3/8	13.7	16.5	8.6	54	42.5	52	1
02021014	**14**	7/16	16	17.3	10.4	54	42.5	63	1

45aP — Socket

AS mini HPQ

- ASME B 107.1, Fed. Spec. GGG-W-641, SAE AS 954-E (test loads)
- for disassembling jet engines, series CFM 56
- HPQ® high performance steel, gunmetal finish

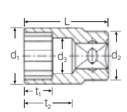

Code	"	d_1 mm	d_2 mm	d_3 mm	L mm	t_1 mm	t_2 mm	g	
02430020	5/16	11.9	16.5	8.1	25	7	13.5	19	10

KG3 Print ES DE EN 2019-11-25.indd 128 25.11.2019 17:39:58

49 INHEX sockets

- for socket head screws
- DIN 7422
- Chrome Alloy Steel, chrome plated

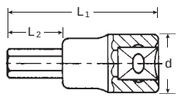

Code	mm	L_1 mm	L_2 mm	d mm	g	
02050003	**3**	52	20	17.8	38	5
02050004	**4**	52	20	17.8	40	5
02050005	**5**	52	20	17.8	44	5
02050006	**6**	52	20	17.8	46	5
02050007	**7**	52	20	17.8	51	5
02050008	**8**	52	20	17.8	55	5
02050010	**10**	52	20	17.8	62	5

49a INHEX sockets

- for socket head screws
- DIN 7422
- Chrome Alloy Steel, chrome plated

Code	"	L_1 mm	L_2 mm	d mm	g	
02450008	**1/8**	52	20	17.8	39	5
02450009	**9/64**	52	20	17.8	40	5
02450010	**5/32**	52	20	17.8	40	5
02450012	**3/16**	52	20	17.8	44	5
02450014	**7/32**	52	20	17.8	46	5
02450016	**1/4**	52	20	17.8	48	5
02450020	**5/16**	52	20	17.8	55	5
02450024	**3/8**	52	20	17.8	61	5

2049 INHEX sockets

- for socket head screws
- extra long
- DIN 7422
- Chrome Alloy Steel, chrome plated

Code	mm	L_1 mm	L_2 mm	d mm	g	
02151004	**4**	100	68	17.8	45	5
02151005	**5**	100	68	17.8	50	5
02151006	**6**	100	68	17.8	50	5
02151208	**8**	120	88	17.8	85	5
02151210	**10**	120	88	17.8	106	5

1049/3049 INHEX sockets

- for socket head screws
- DIN 7422
- special lengths
- Chrome Alloy Steel, chrome plated

Code	No	mm	L_1 mm	L_2 mm	d mm	g	
02151007	**1049/7**	7	100	68	17.8	66	5
02152408	**3049/8**	8	24	6.5	19	28	5
02151009	**1049/9 [1])**	9	57	25	17.8	62	5

[1]) for brake calliper retainers on BMW and MINI

49TX Screwdriver sockets

- for inside TORX® screws
- Chrome Alloy Steel, chrome plated

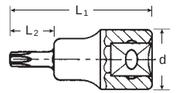

Code	size	mm	L_1 mm	L_2 mm	d mm	g	
02100009	**T9**	2.5	49	17	17.8	45	5
02100010	**T10**	2.7	49	17	17.8	45	5
02100015	**T15**	3.3	49	17	17.8	45	5
02100020	**T20**	3.8	49	17	17.8	46	5
02100025	**T25**	4.4	49	17	17.8	46	5
02100027	**T27**	5	49	17	17.8	46	5
02100030	**T30**	5.5	49	17	17.8	47	5
02100040	**T40**	6.6	49	17	17.8	48	5
02100045	**T45**	7.8	49	17	17.8	49	5

49TX/8 Set screwdriver sockets

- for inside TORX® screws
- packed in carton

Content 8 pieces:
No 49TX: T9; T10; T15; T20; T25; T27; T30; T40

Code	g
96021001	456

49X Screwdriver sockets

- for tri-square socket head screws (XZN®)
- DIN 2324
- Chrome Alloy Steel, chrome plated

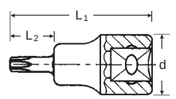

Code	size	L_1 mm	L_2 mm	d mm	g	
02060005	**M5**	52	20	17.8	45	5
02060006	**M6**	52	20	17.8	47	5
02060008	**M8**	52	20	17.8	56	5
02060010	**M10**	52	20	17.8	63	5

3049X Screwdriver sockets

- for tri-square socket head screws (XZN®)
- extra long
- DIN 2324
- Chrome Alloy Steel, chrome plated

Code	size	L_1 mm	L_2 mm	d mm	g	
02261206	**M6**	120	88	17.8	72	1
02261208	**M8**	120	88	17.8	80	5
02261210	**M10**	120	88	17.8	106	5

KG3 Print ES DE EN 2019-11-25.indd 129 25.11.2019 17:40:02

45CL Clip strips

- for socket retention
- supplied without sockets

Code	size	L mm	g
80450001	**1**	200	40
80450002	**2**	300	58

Drive tools and accessories

- 3/8" □
- finish: Chrome Alloy Steel, chrome plated

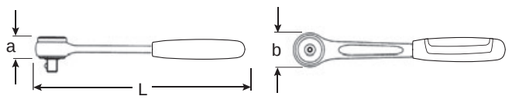

422 Ratchet, fine tooth

- reversible
- 60 teeth
- with 2-component handle
- for use in confined spaces, re-engages after movement of 6°
- DIN 3122/ISO 3315

Code	L mm	b mm	a mm	g	
12231011	194	32	24	236	1

435 Ratchet

- reversible
- 30 teeth
- with 2-component handle
- DIN 3122/ISO 3315

Code	L mm	b mm	a mm	g	
12111010	193	29	18	235	5

435QR QuickRelease ratchet

QR

- reversible
- 30 teeth
- with QuickRelease safety lock
- with 2-component handle
- DIN 3122/ISO 3315

Code	L mm	b mm	a mm	g	
12110020	193	29	18	244	1

435QR N QuickRelease ratchet, fine tooth

QR FOD 80 4.5°

- reversible
- 80 teeth
- with QuickRelease safety lock
- with 2-component handle
- for use in confined spaces, re-engages after movement of 4.5°
- construction without screws prevents foreign object damage
- DIN 3122/ISO 3315
- registered design

Code	L mm	b mm	a mm	g	
12111020	193	30	15	235	1

435SG-QR N QuickRelease ratchet, fine tooth

QR FOD 80 4.5°

- reversible
- 80 teeth
- with QuickRelease safety lock
- with steel handle
- for use in confined spaces, re-engages after movement of 4.5°
- construction without screws prevents foreign object damage
- DIN 3122/ISO 3315
- registered design

Code	L mm	b mm	a mm	g	
12111030	193	30	15	272	1

452QR QuickRelease fine-tooth flexible-joint ratchet

QR FOD 80 4.5°

- reversible
- 80 teeth
- with QuickRelease safety lock
- with 2-component handle
- handle may be raised or lowered by approx. 90°, lockable in following positions:
  - -straight
  - -30° up
  - -60° up
  - -30° down
- release the lock by pressing the button in the handle
- for use in confined spaces, re-engages after movement of 4.5°
- construction without screws prevents foreign object damage
- DIN 3122/ISO3315
- registered design

Code	L mm	b mm	a mm	g	
12261010	300	28.2	14.5	350	1

445 Ratchet adaptor

- reversible
- 20 teeth

Code	L mm	∅ mm	g	
12140000	43	30	135	1

KG3 Print ES DE EN 2019-11-25.indd 130 25.11.2019 17:40:06

435QR N/6 Set of wrenches

QR

- in sturdy, stackable ABS plastic case

Content 6 pieces:
1 ratchet No 435QR N
3 extensions
No 427QR/3 (76 mm),
No 427QR/6 (160 mm), No 427QR/10 (240 mm)
1 universal joint No 428QR
1 T-handle No 425QR

Code	g
96 02 40 10	1375

7350/5 Spare parts set for ratchet No 422

Content 7 pieces:
1 pinion; 1 pawl; 1 switching disk; 1 spring; 3 screws

Code	g
59 25 10 05	85

4350 Spare parts set for ratchet No 435

Content 8 pieces:
1 pinion, 1 pawl, 1 lever with pin, 1 ball, 2 compression springs, 2 screws

Code	g
19 02 00 00	50

4350QR Spare parts set for ratchet No 435QR

QR

Content 8 pieces:
1 pinion; 1 pawl; 1 lever with pin; 1 ball; 2 compression springs; 2 screws

code	g
19 02 00 20	51

4350QR N Spare parts set for ratchets No 435QR N, 435SG-QR N, 452QR

QR

Content 9 pieces:
1 pinion; 1 locking disc; 1 lever; 1 pin; 1 ball; 1 compression spring;
2 circlips; 1 cover plate

code	g
19 02 10 20	48

421 Speeder brace

- working radius 85 mm
- DIN 3122/ISO 3315

Code	L mm	g	
12 10 00 10	386.5	385	5

453QR QuickRelease speeder brace

QR

- with steel handle
- for greater axial power transmission, detachable palm head
- working radius 85 mm
- DIN 3122/ISO 3315
- with QuickRelease safety lock
- patent

Code	L mm	g	
12 10 00 05	408	650	1

424 Flexible handle

- DIN 3122/ISO 3315
- with 2-component handle

Code	L mm	g	
12 06 10 10	253.5	222	1

425 Sliding T-handle

- DIN 3122/ISO 3315

Code	L mm	g	
12 07 00 00	165	130	5

425QR QuickRelease sliding T-handle

QR

- with QuickRelease safety lock
- patent

Code	L mm	g	
12 07 10 00	165	148	1

427 Extensions

- DIN 3123/ISO 3316

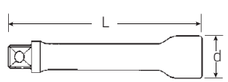

Code	size	L mm	d mm	g	
12 01 00 05	**1.5**	38	17	36	5
12 01 00 01	**3**	76	17	69	5
12 01 00 06	**5**	125	17	104	5
12 01 00 02	**6**	160	17	127	5
12 01 00 03	**10**	240	17	188	5
12 01 00 04	**18**	455	17	345	5

KG3 Print ES DE EN 2019-11-25.indd 131 25.11.2019 17:40:09

427W Wobble-Drive extensions

- swivel angle 15° each side
- max. torque 80 N·m

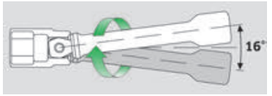

Code	size	L mm	d mm	g	
12010007	**3**	76	17	67	5
12010008	**5**	125	17	104	5
12010009	**6**	160	17	127	5

427QR QuickRelease extensions

QR

- patent
- DIN 3123/ISO 3316

Code	size	L mm	d mm	g	
12011001	**3**	76	17	66	1
12011002	**6**	160	17	127	1
12011003	**10**	240	17	185	1

433/1 Locking adaptor

- with hexagon key wrench No 10760aCV 1/8"

Code	L mm	d mm	g	
96122701	52	18	57	1

434 Extension, flexible

- right hand rotation only
- maximum torque 7 N·m

Code	L mm	d mm	g	
12040000	194	14	109	5

1225 Special extension

- offset

Code	L mm	d mm	g	
12250001	150	17	128	5

13220 Special extension

- for removing boroscope plugs
- with boroscope plug locking
- external hexagon 16 mm

Code	L mm	g	
12270020	355	330	1

428 Universal joint

- DIN 3123/ISO 3316

Code	L mm	d mm	g	
12020000	46	18.8	55	5

428QR QuickRelease universal joint

QR

- patent
- DIN 3123/ISO 3316
- with QuickRelease safety lock

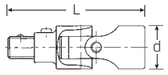

Code	L mm	d mm	g	
12021000	60	19	66	1

5513 Set of adaptors

content 5 pieces:

- No 409, 1/4" socket x 3/8" plug
- No 431, 3/8" socket x 1/4" plug
- No 432, 3/8" socket x 1/2" plug
- No 513, 1/2" socket x 3/8" plug
- No 514, 1/2" socket x 3/4" plug

Code	g
96121003	648

431 Reducing adaptor

HPQ

- 3/8" socket x 1/4" plug (10 x 6.3)
- maximum torque 62 N·m
- DIN 3123/ISO 3316
- HPQ® high performance steel

Code	L mm	d mm	g	
12030001	28	17.2	26	5

KG3 Print ES DE EN 2019-11-25.indd 132 25.11.2019 17:40:13

432 Extending adaptor

HPQ

- 3/8" socket x 1/2" plug (10 x 12.5)
- DIN 3123/ISO 3316
- HPQ® high performance steel

Code	L mm	d mm	g	
12030003	31	17.2	36	5

409M/432M/514M/3 Set extending adaptors

content 3 pieces:
- 1/4" socket x 3/8" plug
- 3/8" socket x 1/2" plug
- 1/2" socket x 3/4" plug

Code	g
96121002	120

432M Extending adaptor

- 3/8" socket x 1/2" plug (10 x 12.5)

Code	L mm	∅ mm	g	
12030010	16	32	22	1

442 Bit holder

- O 1/4" inside hexagon
- DIN 3126/ISO 1173 D 6.3
- internal hex drive with a collar-thrust spring
- bits are easy to insert, lock securely in position and can be removed just as easily; even hex bits with a wide groove (Type E, DIN 3126/ISO 1173)

Code	L mm	d mm	g	
12180026	32	16.5	30	5

443 Bit holder

- O 5/16" inside hexagon
- DIN 3126/ISO 1173 D 8
- internal hex drive with a collar-thrust spring
- bits are easy to insert, lock securely in position and can be removed just as easily; even hex bits with a wide groove (Type E, DIN 3126/ISO 1173)

Code	L mm	d mm	g	
12180030	32	16.5	39	5

45/11/4 Socket set 3/8" □

- in sturdy, stackable ABS plastic case

Content 15 pieces:
11 sockets with bi-hexagon No 45: 8; 10; 11; 12; 13; 14; 15; 16; 17; 18; 19 mm
1 ratchet No 435
2 extensions No 427/3 (76 mm), No 427/10 (240 mm)
1 universal joint No 428

Code	g
96021109	1444

456/11/4 Socket set 3/8" □

- in sturdy, stackable ABS plastic case

Content 15 pieces:
11 sockets with hexagon No 456: 8; 10; 11; 12; 13; 14; 15; 16; 17; 18; 19 mm
1 ratchet No 435
2 extensions No 427/3 (76 mm), No 427/10 (240 mm)
1 universal joint No 428

Code	g
96022133	1458

45/14/5i Socket set 3/8" □

- in sturdy, stackable ABS plastic case

Content 19 pieces:
14 sockets with bi-hexagon No 45: sizes 8; 9; 10; 11; 12; 13; 14; 15; 16; 17; 18; 19; 21; 22 mm
1 ratchet No 435
2 extensions No 427/3 (76 mm), No 427/10 (240 mm)
1 T-handle No 425
1 universal joint No 428

Code	g
96024132	1678

456/14/5i Socket set 3/8" □

- in sturdy, stackable ABS plastic case

Content 19 pieces:
14 sockets with hexagon No 456: 8; 9; 10; 11; 12; 13; 14; 15; 16; 17; 18; 19; 21; 22 mm
1 ratchet No 435
2 extensions No 427/3 (76 mm), No 427/10 (240 mm)
1 T-handle No 425
1 universal joint No 428

Code	g
96023132	1758

KG3 Print ES DE EN 2019-11-25.indd 133 25.11.2019 17:40:16

45/14/5iQR Socket set 3/8" □

QR

- in sturdy, stackable ABS plastic case

Content 19 pieces:
14 sockets with bi-hexagon No 45:
8; 9; 10; 11; 12; 13; 14; 15; 16; 17; 18; 19; 21; 22 mm
1 ratchet No 435QR N
2 extensions No 427QR/3 (76 mm), No 427QR/10 (240 mm)
1 T-handle No 425QR
1 universal joint No 428QR

Code	g
96021180	1738

45/49/19/5 Socket set 3/8" □

- in sturdy, stackable ABS plastic case

Content 24 pieces:
11 sockets with bi-hexagon No 45:
8; 10; 11; 12; 13; 14; 15; 16; 17; 18; 19 mm
1 socket with bi-hexagon, long, with rubber insert No 4600: 16 mm - 5/8"
7 INHEX sockets No 49: 3; 4; 5; 6; 7; 8; 10 mm
1 ratchet No 435
2 extensions No 427/3 (76 mm), No 427/10 (240 mm)
1 T-handle No 425
1 universal joint No 428

Code	g
96021223	2428

3

45/13/5 Socket set 3/8" □

- in sturdy, stackable ABS plastic case

Content 18 pieces:
12 sockets with bi-hexagon No 45:
8; 9; 10; 11; 12; 13; 14; 15; 16; 17; 18; 19 mm
1 socket with bi-hexagon, long, with rubber insert No 4600: 16 mm - 5/8"
1 ratchet No 435
2 extensions No 427/3 (76 mm), No 427/10 (240 mm)
1 T-handle No 425
1 universal joint No 428

Code	g
96021234	1678

456/49/19/5 Socket set 3/8" □

- in sturdy, stackable ABS plastic case

Content 24 pieces:
11 sockets with hexagon No 456:
8; 10; 11; 12; 13; 14; 15; 16; 17; 18; 19 mm
1 socket with bi-hexagon, long, with rubber insert No 4600: 16 mm - 5/8"
7 INHEX sockets No 49: 3; 4; 5; 6; 7; 8; 10 mm
1 ratchet No 435
2 extensions No 427/3 (76 mm), No 427/10 (240 mm)
1 T-handle No 425
1 universal joint No 428

Code	g
96021236	2456

456/13/5 Socket set 3/8" □

- in sturdy, stackable ABS plastic case

Content 18 pieces:
12 sockets with hexagon No 456:
8; 9; 10; 11; 12; 13; 14; 15; 16; 17; 18; 19 mm
1 socket with bi-hexagon, long, with rubber insert No 4600: 16 mm - 5/8"
1 ratchet No 435
2 extensions No 427/3 (76 mm), No 427/10 (240 mm)
1 T-handle No 425
1 universal joint No 428

Code	g
96021202	1698

40/45/36/12 Socket set 1/4"; 3/8" □

- in sturdy, stackable ABS plastic case

Content 48 pieces:
12 sockets with bi-hexagon No 45:
10; 11; 12; 13; 14; 15; 16; 17; 18; 19; 21; 22 mm
8 sockets with hexagon No 40:
4; 4.5; 5; 5.5; 6; 7; 8; 9 mm
1 socket with bi-hexagon, long, with rubber insert No 4600: 16 mm - 5/8"
3 bits ⊕ 1221: PH1; 1222: PH2; 1223: PH3
1 bit ⊕ PZ1222: PZ2
6 bits ⊖ 1160: 0.5 x 3 mm; 1162: 0.6 x 3.5 mm; 1164: 0.8 x 4 mm; 1166: 1.0 x 5.5 mm; 1166/1: 1.2 x 6.5 mm; 1168: 1.6 x 8 mm
5 bits ◉ 1300: 3 mm; 1301: 4 mm; 1302: 5 mm; 1303: 6 mm; 1304: 8 mm
2 ratchets No 415, No 435
3 extensions No 427/3 (76 mm), No 405/6 (150 mm), No 427/10 (240 mm)
2 universal joints No 407, No 428
1 drive handle No 400
1 T-handle No 425
2 bit-holder No 412, No 442
1 reducing adaptor No 431

Code	g
96012047	2712

KG3 Print ES DE EN 2019-11-25.indd 134 25.11.2019 17:40:19

89 Socket set 3/8" □

- in sturdy, stackable ABS plastic case

Content 44 pieces:
15 sockets with bi-hexagon No 45: 7; 8; 9; 10; 11; 12; 13; 14; 15; 16; 17; 18; 19; 21; 22 mm
2 sockets with bi-hexagon, long, with rubber insert No 4600: 16 mm - 5/8", No 46: 20.8 mm - 13/16"
7 INHEX sockets No 49: 3; 4; 5; 6; 7; 8; 10 mm
15 combination spanners No 13: 7; 8; 9; 10; 11; 12; 13; 14; 15; 16; 17; 18; 19; 21; 22 mm
1 ratchet No 435
2 extensions No 427/3 (76 mm), No 427/10 (240 mm)
1 T-handle No 425
1 universal joint No 428

Code	g
96023128	4710

45ma/28/5 Socket set 3/8" □

- in sturdy, stackable ABS plastic case

Content 33 pieces:
28 sockets with bi-hexagon
-No 45: 7; 8; 9; 10; 11; 12; 13; 14; 15; 16; 17; 18; 19; 20; 21; 22 mm
-No 45a: 1/4; 5/16; 11/32; 3/8; 7/16; 1/2; 9/16; 5/8; 11/16; 3/4; 13/16; 7/8"
1 ratchet No 435
2 extensions No 427/3 (76 mm), No 427/10 (240 mm)
1 T-handle No 425
1 universal joint No 428

Code	g
96021122	2660

45ma/28/5QR Socket set 3/8" □

QR

- in sturdy, stackable ABS plastic case

Content 33 pieces:
28 sockets with bi-hexagon
-No 45: 7; 8; 9; 10; 11; 12; 13; 14; 15; 16; 17; 18; 19; 20; 21; 22 mm
-No 45a: 1/4; 5/16; 11/32; 3/8; 7/16; 1/2; 9/16; 5/8; 11/16; 3/4; 13/16; 7/8"
1 ratchet No 435QR N
2 extensions No 427QR/3 (76 mm), No 427QR/10 (240 mm)
1 T-handle No 425QR
1 universal joint No 428QR

Code	g
96020107	2710

45/41/9 Socket set 3/8" □

- in sturdy sheet steel case

Content 50 pieces:
11 sockets with bi-hexagon No 45: 8; 10; 11; 12; 13; 14; 15; 16; 17; 18; 19 mm
9 sockets with bi-hexagon, long, No 46: 10; 11; 12; 13; 14; 15; 17; 18; 19 mm
2 sockets with bi-hexagon, long, with rubber insert No 4600: size 16 mm - 5/8"; No 46: size 20.8 mm - 13/16"
10 UNIFLEX sockets with bi-hexagon No 47: sizes 10; 11; 12; 13; 14; 15; 16; 17; 18; 19 mm
5 INHEX sockets No 49: size 4; 5; 6; 8; 10 mm
4 bits ⊕ 1231: PH1; 1232: PH2; 1233: PH3; 1234: PH4
1 ratchet No 435
2 extensions No 427/3 (76 mm), No 427/10 (240 mm)
1 flexible handle No 424
1 T-handle No 425
1 universal joint No 428
1 flexible extension No 434
1 bit-holder No 443

Code	g
96020108	6521

45TX/49TX/15/5 Socket set TORX® 3/8" □



- in sturdy, stackable ABS plastic case

Content 20 pieces:
7 sockets for external TORX® screws No 45TX: sizes E5; E6; E7; E8; E10; E12; E14
8 screwdriver sockets for internal TORX® screws No 49TX: sizes T9; T10; T15; T20; T25; T27; T30; T40
1 ratchet No 435
2 extensions No 427/5 (125 mm), No 427/10 (240 mm)
1 universal joint No 428
1 T-handle No 425

Code	g
96023703	2222

45/49/32/5TX Socket set 3/8" □

- in sturdy, stackable ABS plastic case

Content 37 pieces:
11 sockets with bi-hexagon No 45: 8; 10; 11; 12; 13; 14; 15; 16; 17; 18; 19 mm
7 sockets for external TORX® screws No 45TX: E5; E6; E7; E8; E10; E12; E14
6 INHEX sockets No 49: 4; 5; 6; 7; 8; 10 mm
8 screwdriver sockets for internal TORX® screws No 49TX: sizes T9; T10; T15; T20; T25; T27; T30; T40
1 ratchet No 435
2 extensions No 427/3 (76 mm), No 427/10 (240 mm)
1 T-handle No 425
1 universal joint No 428

Code	g
96022119	2860

KG3 Print ES DE EN 2019-11-25.indd 135 25.11.2019 17:40:21

89TX Socket set TORX® 1/4; 3/8; 1/2"

- in sturdy, stackable ABS plastic case

Content 35 pieces:
3 sockets for external TORX® screws No 40TX: sizes E4; E5; E6
2 screwdriver sockets for internal TORX® screws No 44KTX: sizes T8; T9
4 sockets for external TORX® screws No 45TX: sizes E7; E8; E10; E12
5 screwdriver sockets for internal TORX® screws No 49TX: sizes T10; T15; T20; T25; T27
6 sockets for external TORX® screws No 50TX: sizes E11; E14; E16; E18; E20; E24
6 screwdriver sockets for internal TORX® screws No 54TX: sizes T30; T40; T45; T50; T55; T60
7 bits ⊛ 1440: T10; 1441: T15; 1442: T20; 1443: T25; 1444: T27; 1445: T30; 1446: T40
1 bit-holder No 442
1 TORX® controller: sizes E6; E7; E8; E10; E12; E14; E16; T10; T15; T20; T25; T27; T30; T40; T45; T47; T50; T55; T60

Code	⚖ g
98811908	2420

45a/12/5 Socket set 3/8"

- in sturdy, stackable ABS plastic case

Content 17 pieces:
11 sockets with bi-hexagon No 45a: 1/4; 5/16; 11/32; 3/8; 7/16; 1/2; 9/16; 5/8; 11/16; 3/4; 13/16"
1 socket with bi-hexagon, long, with rubber insert No 4600: size 16 mm - 5/8"
1 ratchet No 435
2 extensions No 427/3 (76 mm), No 427/10 (240 mm)
1 T-handle No 425
1 universal joint No 428

Code	⚖ g
96025204	1652

45a/14/8QR Socket set 3/8"

QR

- in sturdy, stackable ABS plastic case

Content 22 pieces:
14 sockets with bi-hexagon No 45a: 1/4; 5/16; 11/32; 3/8; 7/16; 1/2; 9/16; 5/8; 11/16; 3/4; 13/16; 7/8; 15/16; 1"
1 ratchet No 435SG-QR
3 extensions No 427/3QR (76 mm), No 427/6QR (160 mm), No 427/10QR (240 mm)
1 universal joint No 428QR
2 bit-holders No 442, No 443
1 speeder brace No 453

Code	⚖ g
96025206	3272

45a/33/13 Socket set 3/8"

- in sturdy sheet steel case

Content 46 pieces:
10 sockets with bi-hexagon No 45a: 1/4; 5/16; 11/32; 3/8; 7/16; 1/2; 9/16; 5/8; 11/16; 3/4"
2 sockets with bi-hexagon, long, with rubber insert No 4600: 16 mm - 5/8", No 46: 20.8 mm - 13/16"
7 sockets with bi-hexagon, long No 46a: 3/8; 7/16; 1/2; 9/16; 11/16; 3/4; 7/8"
7 UNIFLEX sockets with bi-hexagon No 47a: 3/8; 7/16; 1/2; 9/16; 5/8; 11/16; 3/4"
3 INHEX sockets No 49a: 1/8; 5/32; 3/16"
4 bits ⊕ 1231: PH1; 1232: PH2; 1233: PH3; 1234: PH4
2 ratchets No 415, No 435
1 ratchet adaptor No 445
3 extensions No 427/3 (76 mm), No 427/6 (160 mm), No 427/10 (240 mm)
1 flexible extension No 434 (194 mm)
1 extending adaptor No 409
1 speeder brace No 421
1 flexible handle No 424
1 T-handle No 425
1 universal joint No 428
1 bit-holder No 443

Code	⚖ g
96024113	6540

45a/22/8QR Socket set 3/8"

QR

- in sturdy, stackable ABS plastic case

Content 30 pieces:
14 sockets with bi-hexagon No 45a: 1/4; 5/16; 11/32; 3/8; 7/16; 1/2; 9/16; 5/8; 11/16; 3/4; 13/16; 7/8; 15/16; 1"
8 UNIFLEX sockets with bi-hexagon No 47a: 5/16; 3/8; 7/16; 1/2; 9/16; 5/8; 11/16; 3/4"
1 ratchet No 435SG-QR
3 extensions No 427/3QR (76 mm), No 427/6QR (160 mm), No 427/10QR (240 mm)
1 universal joint No 428QR
2 bit-holders No 442, No 443
1 speeder brace No 453

Code	⚖ g
96025207	3685

KG3 Print ES DE EN 2019-11-25.indd 136 25.11.2019 17:40:26

ES 456/16/6

- 175 x 350 x 40 mm
- 22 pieces

Code	g
96838111	1555

	No	Content
	456	3/8" O 7; 8; 9; 10; 11; 12; 13; 14; 15; 16; 17; 18; 19; 20; 21; 22 mm
	425	3/8" ■ 165 mm
	427/3	3/8" ■ O 76 mm
	427/6	3/8" ■ O 160 mm
	427/10	3/8" ■ O 240 mm
	428	3/8" ■ O 46 mm
	435	3/8" ■

TCS 456/16/6

TCS

- 175 x 350 x 45 mm
- 22 pieces

Code	g
96838752	1465

	No	Content
	456	3/8" O 7; 8; 9; 10; 11; 12; 13; 14; 15; 16; 17; 18; 19; 20; 21; 22 mm
	425	3/8" ■ 165 mm
	427/3	3/8" ■ O 76 mm
	427/6	3/8" ■ O 160 mm
	427/10	3/8" ■ O 240 m
	428	3/8" ■ O 46 mm
	435	3/8" ■

TCS 456/16/6QR

NEW

TCS QR

- 175 x 350 x 45 mm
- 22 pieces

Code	g
96830367	1465

	No	Content
	456	3/8" O 7; 8; 9; 10; 11; 12; 13; 14; 15; 16; 17; 18; 19; 20; 21; 22 mm
	425QR	3/8" ■ 165 mm
	427QR/3	3/8" ■ O 76 mm
	427QR/6	3/8" ■ O 160 mm
	427QR/10	3/8" ■ O 240 mm
	428QR	3/8" ■ O 46 mm
	435QR N	3/8" ■

TCS 456/16/7

TCS

- 175 x 350 x 40 mm
- 23 pieces

Code	g
96830218	1400

	No	Content
	456	3/8" O 7; 8; 9; 10; 11; 12; 13; 14; 15; 16; 17; 18; 19; 20; 21; 22 mm
	427/3	3/8" ■ O 76 mm
	427/5	3/8" ■ O 125 mm
	427/10	3/8" ■ O 240 mm
	428	3/8" ■ O 46 mm
	431	1/4" ■ 3/8" O
	432	1/2" ■ 3/8" O
	435	3/8" ■

TCS 456/16/7QR

NEW

TCS QR

- 175 x 350 x 40 mm
- 23 pieces

Code	g
96830370	1400

	No	Content
	456	3/8" O 7; 8; 9; 10; 11; 12; 13; 14; 15; 16; 17; 18; 19; 20; 21; 22 mm
	427QR/3	3/8" ■ O 76 mm
	427QR/6	3/8" ■ O 160 mm
	427QR/10	3/8" ■ O 240 mm
	428QR	3/8" ■ O 46 mm
	431	1/4" ■ 3/8" O
	432	1/2" ■ 3/8" O
	435QR N	3/8" ■

TCS 49/1049/2049/45TX/49TX

TCS

- 175 x 350 x 40 mm
- 24 pieces

Code	g
96838772	1188

	No	Content
	49	3/8" O 4; 5; 6; 7; 8; 10 mm
	1049 **2049**	3/8" O 7 mm 3/8" O 4; 5; 6; 8; 10 mm
	45TX	3/8" O sizes E5; E6; E7; E8; E10; E12
	49TX	3/8" O sizes T10; T15; T20; T25; T30; T40

TCS 456/16/4MF

- 175 x 350 x 45 mm
- 20 pieces

Code	g
96830357	1123

	No	Content
	456	3/8" ○ 7; 8; 9; 10; 11; 12; 13; 14; 15; 16; 17; 18; 19; 20; 21; 22 mm
	427/5	3/8" ■ ○ 125 mm
	427/10	3/8" ■ ○ 240 mm
	428	3/8" ■ ○ 46 mm
	435	3/8" ■

TCS 456/16/4MF QR

- 175 x 350 x 45 mm
- 20 pieces

Code	g
96830371	1123

	No	Content
	456	3/8" ○ 7; 8; 9; 10; 11; 12; 13; 14; 15; 16; 17; 18; 19; 20; 21; 22 mm
	427QR/6	3/8" ■ ○ 160 mm
	427QR/10	3/8" ■ ○ 240 mm
	428QR	3/8" ■ ○ 46 mm
	435QR N	3/8" ■

TCS 456/31/8

- 350 x 350 x 32 mm
- 39 pieces

Code	g
96830602	2701

	No	Content
	456	3/8" ○ 7; 8; 9; 10; 11; 12; 13; 14; 15; 16; 17; 18; 19; 20; 21; 22 mm
	46	3/8" ○ 10; 11; 12; 13 mm
	47	3/8" ○ 10; 11; 12; 13; 14; 15; 16 mm
	1049	3/8" ○ 9 mm
	49X	3/8" ○ M6; M8; M10
	427/3	3/8" ■ ○ 76 mm
	427/5	3/8" ■ ○ 125 mm
	427/10	3/8" ■ ○ 240 mm
	428	3/8" ■ ○ 46 mm
	431	1/4" ■ 3/8" ○
	432	1/2" ■ 3/8" ○
	435	3/8" ■
	452QR	3/8" ■

QuickRelease safety lock.
Fast and safe.

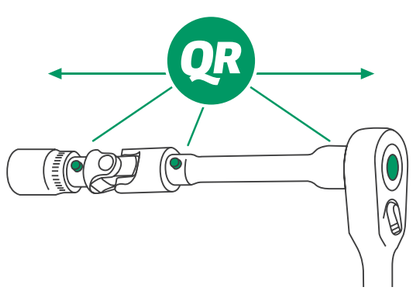

The QuickRelease technology ensures tools cannot be inadvertently lost – while enabling rapid, safe tool changes.

50 Sockets

- DIN 3124/ISO 2725-1, E DIN EN 3709, ASME B 107.5 M
- HPQ® high performance steel, chrome plated

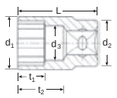

Code	mm	d_1 mm	d_2 mm	d_3 mm	L mm	t_1 mm	t_2 mm	g	
03010008	**8**	13	22	7	38	9	22	56	10
03010009	**9**	13.7	22	8	38	9	22	57	10
03010010	**10**	14.5	22	9	38	9	22	50	10
03010011	**11**	15.8	22	10	38	9.5	22	50	10
03010012	**12**	17	22	11	38	13	22	58	10
03010013	**13**	18.3	22	12	38	13	22	50	10
03010014	**14**	19.9	22.7	13	38	13	20.5	60	10
03010015	**15**	21.2	22.7	14	38	13.5	20.2	62	10
03010016	**16**	22.4	23.7	15	38	13.5	19.6	63	10
03010017	**17**	24	23.7	15.2	38	15	19.6	66	10
03010018	**18**	24.7	23.7	17	38	15.5	19.1	71	10
03010019	**19**	26.2	25	18	38	16	21.7	78	10
03010020	**20**	27.2	25	19	42	15	25.5	89	10
03010021	**21**	28.7	26	20	42	16	25.2	100	10
03010022	**22**	29.7	26	21	42	16.5	24.9	113	10
03010023	**23**	30.7	26	20	42	18	25.4	114	5
03010024	**24**	32	26	21	42	18.5	24.9	117	5
03010025	**25**	33.2	25	22	42	18.5	24.6	119	5
03010026	**26**	34.4	25	23	42	18.5	24.3	122	5
03010027	**27**	36.2	26	24	45	19.5	27	150	5
03010028	**28**	37.4	27	25	45	19.5	26.7	158	5
03010030	**30**	39.7	28	27	45	20.5	26.1	171	5
03010031	**31**	42.2	28	28	47	22	27.9	215	5
03010032	**32**	42.2	28	29	47	22	27.6	189	5
03010034	**34**	45	28	31	47	22	27	210	5
03010036	**36**	48	31	34	52	24	30.9	286	5

52 Sockets

- DIN 3124/ISO 2725-1, ASME B 107.5M, E DIN EN 3709 (test loads)
- HPQ® high performance steel, chrome plated

Code	mm	d_1 mm	d_2 mm	d_3 mm	L mm	t_1 mm	t_2 mm	g	
03030008	**8**	13	22	7	38	9	22	56	10
03030009	**9**	13.7	22	8	38	9	22	56	10
03030010	**10**	14.5	22	9	38	9	22	51	10
03030011	**11**	15.8	22	10	38	9.5	22	58	10
03030012	**12**	17	22	11	38	13	22	52	10
03030013	**13**	18.3	22	12	38	13	22	51	10
03030014	**14**	19.9	22.7	13	38	13	20.5	59	10
03030015	**15**	21.2	22.7	14	38	13.5	20.2	60	10
03030016	**16**	22.4	23.7	15	38	13.5	19.6	65	10
03030017	**17**	24	23.7	15.2	38	15	19.6	70	10
03030018	**18**	24.7	23.7	17	38	15.5	19.1	73	10
03030019	**19**	26.2	25	18	38	16	21.7	80	10
03030020	**20**	27.2	25	19	42	15	25.5	95	10
03030021	**21**	28.7	26	20	42	16	25.2	110	10
03030022	**22**	29.7	26	21	42	16.5	24.9	115	10
03030023	**23**	30.7	26	20	42	18	25.4	119	5
03030024	**24**	32	26	21	42	18.5	24.9	125	5
03030025	**25**	33.2	26	22	42	18.5	24.6	128	5
03030026	**26**	34.4	25	23	42	18.5	24.3	132	5
03030027	**27**	36.2	26	24	45	19.5	27	161	5
03030028	**28**	37.4	27	25	45	19.5	26.7	166	5
03030030	**30**	39.7	28	27	45	20.5	26.1	186	5
03030032	**32**	42.2	28	29	47	22	27.6	200	5
03030034	**34**	45	28	31	47	22	27	235	5
03030036	**36**	48	31	34	52	24	30.9	305	5

50a Sockets

- ASME B 107.1, Fed. Spec. GGG-W-641, SAE AS 954-E (test loads)
- HPQ® high performance steel, chrome plated

Code	"	d_1 mm	d_2 mm	d_3 mm	L mm	t_1 mm	t_2 mm	g	
03410024	**3/8**	14.3	22	8.3	38	9	22	51	10
03410028	**7/16**	16.3	22	9.9	38	9	22	52	10
03410032	**1/2**	18.3	22	11.5	38	13	22	53	10
03410034	**9/16**	20.3	22.7	13.1	38	13	20.2	58	10
03410035	**19/32**	21.3	22.7	13.5	38	13.5	20.1	61	10
03410036	**5/8**	22.4	23.7	15	38	13.5	19.6	65	10
03410038	**11/16**	24.2	23.7	16.5	38	15.5	19.2	68	10
03410040	**3/4**	26.2	25	18	38	16	21.7	78	10
03410041	**25/32**	27	25	18.6	41	16	24.6	90	5
03410042	**13/16**	28.2	25	19.4	41	16.5	24.3	95	5
03410044	**7/8**	29.7	26	21	42	18	24.9	111	5
03410046	**15/16**	32	26	22.6	42	18.5	24.4	121	5
03410048	**1**	33.7	27	24.2	42	18.5	24	135	5
03410050	**1 1/16**	36.2	26	25.8	45	19.5	26.5	155	5
03410052	**1 1/8**	38.1	28	27.4	45	20	26	167	5
03410054	**1 3/16**	39	28	28	45	20.5	25.9	178	5
03410056	**1 1/4**	40	28	30.5	45	21	25.1	196	5
03410058	**1 5/16**	41.8	28	32.1	47	22	26.7	170	5
03410060	**1 3/8**	46	28	33.7	50	23	29.2	232	5
03410062	**1 7/16**	49.4	31	34	54	26	33.1	320	5
03410064	**1 1/2**	51	31	35	54	26	32.8	325	5

ES 52/17

- 175 x 350 x 47 mm
- 17 pieces

Code	g
96838112	1760

	No	Content
	52	1/2" **O** 10; 11; 12; 13; 14; 15; 16; 17; 18; 19; 20; 21; 22; 24; 27; 30; 32 mm

TCS 52/17

- 175 x 350 x 40 mm
- 17 pieces

Code	g
96838177	1605

	No	Content
	52	1/2" O 10; 11; 12; 13; 14; 15; 16; 17; 18; 19; 20; 21; 22; 24; 27; 30; 32 mm

TCS 52/18MF

- 175 x 350 x 55 mm
- 18 pieces

Code	g
96830359	1850

	No	Content
	52	1/2" O 10; 11; 12; 13; 14; 15; 16; 17; 18; 19; 20; 21; 22; 24; 27; 30; 32; 34 mm

TCS 50/51/52/32

- 175 x 350 x 50 mm
- 32 pieces

Code	g
96838191	2950

	No	Content
	50	1/2" O 8; 9; 10; 11; 12; 13; 14; 15; 16; 17; 18; 19; 30 mm
	51	1/2" O 22; 27 mm
	52	1/2" O 10; 11; 12; 13; 14; 15; 16; 17; 18; 19; 20; 21; 22; 24; 27; 30; 32 mm

TCS 50a/17

- 175 x 350 x 40 mm
- 17 pieces

Code	g
96838780	1685

	No	Content
	50a	1/2" O 3/8; 7/16; 1/2; 9/16; 19/32; 5/8; 11/16; 3/4; 25/32; 13/16; 7/8; 15/16; 1; 1 1/16; 1 1/8; 1 3/16; 1 1/4"

51 Sockets

- extra deep
- DIN 3124/ISO 2725-1, E DIN EN 3710, E DIN EN 3709, ASME B 107.5M
- HPQ® high performance steel, chrome plated

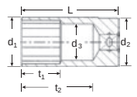

Code	O mm/"	d_1 mm	d_2 mm	d_3 mm	L mm	t_1 mm	t_2 mm	g	
03020010	**10**	14.5	22	9	83	19	67	90	10
03020013	**13**	18.3	22	12	83	35	67	122	10
03020014	**14**	19.9	22.7	13	83	35	65.2	129	10
03020015	**15**	21.2	22.7	14	83	35	64.9	125	10
03020016	**16**	22.4	23.7	15	83	35	64.6	145	10
03020216	**16-5/8 [1]**	22.4	23.7	15.4	83	19	64.5	137	10
03020017	**17**	24	23.7	16	83	35	64.3	145	10
03020018	**18**	24.7	23.7	17	83	35	64.1	170	10
03020019	**19**	26.2	25	18	83	35	66.7	165	10
03020208	**20.8-13/16 [1]**	27.7	26	20	83	22	66.2	194	10
03020021	**21**	28.7	26.5	20	83	35	66.2	231	10
03020022	**22**	29.7	27.5	21	83	35	65.5	200	10
03020024	**24**	32	30	21	83	35	66.1	251	5
03020026	**26**	34.4	32.5	23	83	35	65.3	334	5
03020027	**27 [2]**	36.2	34	27	83	20	60	280	5
03020030	**30 [2]**	39.7	37.5	30.2	83	35	65	341	5
03020032	**32**	42.4	40	29	83	35	63.9	435	5

[1]) with rubber insert for spark plugs
[2]) for diesel injector (Audi, Daihatsu, Ford, Mazda, Mercedes, Mitsubishi, Nissan, Opel, Peugeot, Toyota, VW, Volvo)

51a Sockets

- extra deep
- ASME B 107.1, Fed. Spec. GGG-W-641, SAE AS 954-E
- HPQ® high performance steel, chrome plated

Code	O "	d_1 mm	d_2 mm	d_3 mm	L mm	t_1 mm	t_2 mm	g	
03420024	**3/8**	14.3	22	8.3	83	19	67	93	5
03420028	**7/16**	16.3	22	9.9	83	19	67	102	5
03420032	**1/2**	18.3	22	11.5	83	35	67	122	5
03420034	**9/16**	20.3	22.7	13.1	83	35	65.2	131	5
03420036	**5/8**	22.4	23.7	15	83	35	64.6	135	5
03420038	**11/16**	24.2	23.7	16.5	83	35	64.2	158	5
03420040	**3/4**	26.2	25	18	83	35	66.7	188	5
03420042	**13/16**	27.7	26	19.5	83	35	66.3	170	5
03420044	**7/8**	29.7	27.5	21	83	35	65.9	200	5
03420046	**15/16**	32	30	22.6	83	35	65.7	281	5
03420048	**1**	33.7	32	24.2	83	35	65	260	5
03420050	**1 1/16**	36.2	34	25.8	83	35	64.5	359	5
03420052	**1 1/8**	38.1	36	27.4	83	35	64	300	5
03420054	**1 3/16**	39	37	28	83	35	63.9	377	5
03420056	**1 1/4**	40	38	30.5	83	35	63.1	340	5
03420058	**1 5/16**	41.8	40	32.1	83	35	62.7	375	5
03420060	**1 3/8**	46	44	33.7	83	35	62.2	506	5
03420062	**1 7/16**	49.4	47	34	83	35	62.1	635	5
03420064	**1 1/2**	51	49	35	83	35	61.8	675	5

5100 Rubber insert

- for 20.8 mm (No 46; 51; 51S)

Code	g	
09010001	6	5

KG3 Print ES DE EN 2019-11-25.indd 140 25.11.2019 17:40:55

51/8 Set sockets

HPQ AS

- long
- in softcase with foam inlay

Content 8 pieces:
No 51: 13; 17; 19; 22; 24; 27; 30; 32 mm

Code	g
96030212	2378

TCS 51/11

TCS

- 175 x 350 x 50 mm
- 11 pieces

Code	g
96838776	2345

	No	Content
	51	1/2" O 10; 13; 15; 17; 18; 19; 22; 24; 27; 30; 32 mm

51S Sockets

HPQ AS

- extra deep
- DIN 3124/ISO 2725-1, E DIN EN 3710, E DIN EN 3709 (test loads)
- HPQ® high performance steel, chrome plated

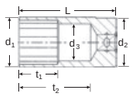

Code	mm/"	d_1 mm	d_2 mm	d_3 mm	L mm	t_1 mm	t_2 mm	g	
03240017	**17**	24	23.7	16	83	35	64.3	157	10
03240019	**19**	26.2	25	18	83	35	66.7	190	10
03240208	**20.8-13/16 [1])**	27.7	26	20	83	22	66.2	196	10
03240022	**22**	29.7	27.5	21	83	35	65.9	210	10

[1]) with rubber insert for spark plugs and for tightening and untightening wheel nuts on Japanese cars

53 UNIFLEX sockets

HPQ

- Chrome Alloy Steel, chrome plated

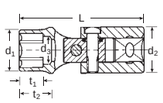

Code	mm	d_1 mm	d_2 mm	d_3 mm	L mm	t_2 mm	g	
03040010	**10**	14.7	25	9	70	20	136	1
03040013	**13**	18.4	25	12	70	20	140	1
03040016	**16**	22.4	25	15	69	17	141	1
03040017	**17**	23.5	25	16	70	18	141	1
03040018	**18**	25	25	17	70	18	145	1
03040019	**19**	26.3	25	18	70	17.5	148	1

50TX Sockets

HPQ

- for external TORX® screws
- HPQ® high performance steel, chrome plated

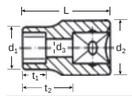

Code	size	mm	d_1 mm	d_2 mm	d_3 mm	L mm	t_1 mm	t_2 mm	g	
03270010	**E10**	9.4	13	22	5.6	38	9.5	22	55	10
03270011	**E11**	10.1	14	22	6	38	9.5	22	55	10
03270012	**E12**	11.1	14.9	22	7.2	38	9.5	22	60	10
03270014	**E14**	12.9	16.7	22	8	38	11	22	56	10
03270016	**E16**	14.7	19	22	9.3	38	12.5	22	60	10
03270018	**E18**	16.6	21	26.5	10.4	38	13.5	22	92	10
03270020	**E20**	18.4	23.5	26.5	12	38	15	22	98	10
03270024	**E24**	22.1	27.8	26	14.1	41.2	17.5	23.6	123	10

50TX/7 Set sockets

HPQ

- for external TORX® screws
- in carton packing

Content 7 pieces:
No 50TX: E10; E12; E14; E16; E18; E20; E24

Code	g
96032703	623

50TX/8 Set sockets

HPQ

- for external TORX® screws
- in sturdy, stackable ABS plastic case

Content 8 pieces:
No 50TX: E10; E11; E12; E14; E16; E18; E20; E24

Code	g
96033704	980

TCS 50TX/54TX/17

TCS

- 175 x 350 x 40 mm
- 17 pieces

Code	g
96838763	1415

	No	Content
	50TX	1/2" O sizes E10; E11; E12; E14; E16; E18; E20; E24
	54TX	1/2" O sizes T20; T25; T27; T30; T40; T45; T50; T55; T60

12,5
1/2"

DIN
3120

ISO
1174-1

3

50aPSP — Sockets

HPQ

- for external Spline-Drive screws
- MS-33787
- HPQ® high performance steel, gunmetal finish

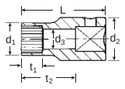

Code	Spline size	"	d_1 mm	d_2 mm	d_3 mm	L mm	t_1 mm	t_2 mm	g	
03012024	**12**	3/8	15.5	22	8.6	38	9.5	22	55	5
03012028	**14**	7/16	18	23.7	10.4	38	11	22	65	5
03012034	**18**	9/16	22	23.7	13.5	38	12	20	71	5

50aPLSP — Socket

HPQ

- for external Spline-Drive screws
- extra deep
- bolt clearance
- MS-33787
- HPQ® high performance steel, gunmetal finish

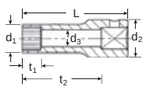

Code	Spline size	"	d_1 mm	d_2 mm	d_3 mm	L mm	t_1 mm	t_2 mm	g	
03013028	14	7/16	18	23.7	10.4	50	11	34	83	5

51aP — Socket

HPQ

- extra deep
- bolt clearance
- for the brakes on A320/A321
- HPQ® high performance steel, gunmetal finish

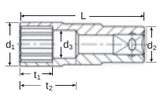

Code	"	d_1 mm	d_2 mm	d_3 mm	L mm	t_1 mm	t_2 mm	g	
03421041	25/32	28	23	17.9	80	21	36	182	1

54 — INHEX sockets

- for hexagon socket head screws
- DIN 7422
- Chrome Alloy Steel, chrome plated

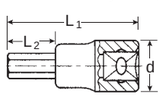

Code	mm	L_1 mm	L_2 mm	d mm	g	
03050004	**4**	60	22	22.7	68	5
03050005	**5**	60	22	22.7	68	5
03050006	**6**	60	22	22.7	71	5
03050007	**7**	60	22	22.7	75	5
03050008	**8**	60	22	22.7	70	5
03050010	**10**	60	22	22.7	97	5
03050012	**12**	60	20	23.7	122	5
03050014	**14**	60	20	23.7	135	5
03050017	**17**	60	20	27.5	186	5
03050019	**19**	60	20	31	242	5

54a — INHEX sockets

- for hexagon socket head screws
- DIN 7422
- Chrome Alloy Steel, chrome plated

Code	"	L_1 mm	L_2 mm	d mm	g	
03450014	7/32	60	22	22.7	70	5
03450016	1/4	60	22	22.7	75	5
03450020	5/16	60	22	22.7	81	5
03450024	3/8	60	22	22.7	90	5
03450028	7/16	60	22	22.7	103	5
03450032	1/2	60	20	23.7	125	5
03450034	9/16	60	20	23.7	137	5
03450036	5/8	60	20	27.5	169	5
03450040	3/4	60	20	31	244	2

54/10 — INHEX socket set

- in sturdy, stackable ABS plastic case

Content 10 pieces:
No 54: 4; 5; 6; 7; 8; 10; 12; 14; 17; 19 mm

Code	g
96031508	1525

54/12 — INHEX socket set

- in sturdy, stackable ABS plastic case

Content 12 pieces:
No 54: 4; 5; 6; 7; 8; 10; 12; 14; 17; 19 mm
No 3054/8, 8 mm
No 1054/10, 10 mm

Code	g
96031503	1894

ES 54/54KK

- 175 x 350 x 38 mm
- 14 pieces

Code	g
96838114	1630

	No	Content
	54	1/2" ○ 4; 5; 6; 7; 8; 10; 12; 14; 17; 19 mm
	54KK	1/2" ○ 5; 6; 8; 10 mm

KG3 Print ES DE EN 2019-11-25.indd 142 25.11.2019 17:41:06

TCS 54/54X/16

- 175 x 350 x 35 mm
- 16 pieces

Code	g
96838762	1745

	No	Content
	54	1/2" O 4; 5; 6; 7; 8; 10; 12; 14; 17 mm
	54X	1/2" O M5; M6; M8; M10; M12; M14; M16

1054/2054 INHEX sockets

- for hexagon socket head screws
- extra long
- DIN 7422
- Chrome Alloy Steel, chrome plated

Code	No	mm	L_1 mm	L_2 mm	d mm	g	
03151205	**2054/5**	5	120	82	22.7	80	5
03151206	**2054/6**	6	120	82	22.7	84	5
03151207	**2054/7**	7	120	82	22.7	96	5
03151208	**1054/8K**	8	120	82	22.7	104	5
03151410	**1054/10**	10	140	102	22.7	150	5
03151412	**1054/12 [1]**	12	140	100	23.7	200	5
03151414	**2054/14**	14	140	100	23.7	231	5

[1]) for fitting radiators

1054/3054 INHEX sockets

- for hexagon socket head screws
- special lengths
- DIN 7422
- Chrome Alloy Steel, chrome plated

Code	No	mm	L_1 mm	L_2 mm	d mm	g	
03151805	**1054/5**	5	180	20	22	118	5
03150706	**1054/6**	6	70	32	22.7	72	5
03151006	**3054/6 [1]**	6	100	62	22.7	80	5
03152206	**1054/6L**	6	220	182	22.7	108	5
03151007	**1054/7**	7	100	62	22.7	87	5
03150808	**3054/8**	8	80	42	22.7	88	5
03151408	**1054/8**	8	140	102	22.7	114	5
03150713	**1054/13**	13	70	25	24	130	5

[1]) for intake manifolds on 5-cylinder diesel engines on VW/Audi and T4 Vans

ES 1054/2054

- 175 x 175 x 30 mm
- 6 pieces

Code	g
96838164	900

	No	Content
	1054	1/2" O 8; 10; 12 mm
	2054	1/2" O 5; 6; 14 mm

TCS 1054/2054/10

- 175 x 350 x 40 mm
- 10 pieces

Code	g
96838760	1272

	No	Content
	1054	1/2" O 8; 10; 12 mm
	2054	1/2" O 5; 6 mm
	1054TX	1/2" O sizes T30; T50; T55
	2054TX	1/2" O sizes T40; T45

54IC INHEX sockets

- for hexagon socket head screws with guide pin
- Chrome Alloy Steel, chrome plated

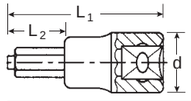

Code	mm	L_1 mm	L_2 mm	d mm	g	
03070005	**5**	60	22	22.7	65	5
03070006	**6**	60	22	22.7	71	5
03070008	**8**	60	22	22.7	80	5
03070010	**10**	60	22	22.7	95	5
03070012	**12**	60	20	23.7	120	5
03070014	**14**	60	20	23.7	131	5

54KK INHEX sockets

- with ball point hexagon
- for hexagon socket head screws
- swivel angle up to 25° each side
- Chrome Alloy Steel, chrome plated

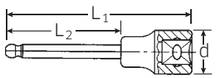

Code	mm	L_1 mm	L_2 mm	d mm	g	
03280005	**5**	100	62	22.7	75	5
03280006	**6**	100	62	22.7	80	5
03280007	**7 [1]**	100	62	22.7	85	5
03280008	**8**	100	62	22.7	95	5
03280010	**10**	100	62	22.7	120	5

[1]) Application: BMW brakes

ES 54KK/5

- 175 x 175 x 30 mm
- 5 pieces

Code	g
96838165	505

	No	Content
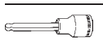	**54KK**	1/2" **O** 5; 6; 7; 8; 10 mm

1054KK INHEX sockets

- with ball point hexagon
- for hexagon socket head screws
- swivel angle up to 25° each side
- special lengths
- Chrome Alloy Steel, chrome plated

Code	mm	L_1 mm	L_2 mm	d mm	g	
03310005	**5**	238	200	22.7	145	5
03310008	**8**	238	200	22.7	154	5

54CV Screwdriver sockets

- for spline socket head screws (Ribe-CV®)
- Chrome Alloy Steel, chrome plated

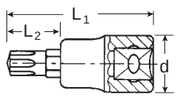

Code	size	L_1 mm	L_2 mm	d mm	g	
03090005	**M5**	60	22	22.7	69	5
03090006	**M6**	60	22	22.7	71	5
03090007	**M7**	60	22	22.7	70	5
03090008	**M8**	60	22	22.7	78	5
03090009	**M9**	60	22	22.7	92	5
03090010	**M10**	60	22	22.7	95	5
03090012	**M12**	60	20	23.7	119	5
03090013	**M13**	60	20	23.7	125	5
03090014	**M14**	60	20	23.7	126	5
03090016	**M16**	63	23	27.5	163	5

Application:
M7, for brakes, cylinder head screws, bodywork and motor jobs incl. valve covers and spark plug covers on Fiat vehicles
M8, bodywork and motor jobs incl. valve covers and spark plug covers on Fiat vehicles
M9, brakes, cylinder head screws (1.2 l; 8V/16V) on Fiat vehicles
M10, for cylinder head screws (1.2 l; 8V/16V) on Fiat vehicles
M12 for cylinder head screws on Fiat 2.0 l engines
M13, for brakes, cylinder head screws on Fiat vehicles; cylinder head screws on Alfa vehicles, e.g. 1.6 l; 16V engines
M14; M16, for cylinder head screws on Alfa vehicles, e.g. 1.6 l; 16V engines

54CV/9 Set screwdriver sockets

- for spline socket head screws (Ribe-CV®)
- in sturdy, stackable ABS plastic case

Content 9 pieces: No 54CV: M5; M6; M7; M8; M9; M10; M12; M13; M14

Code	g
96031901	1225

54X Screwdriver sockets

- for trisquare socket head screws (XZN®)
- DIN 2324
- Chrome Alloy Steel, chrome plated

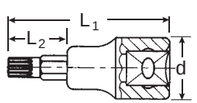

Code	size	L_1 mm	L_2 mm	d mm	g	
03060005	**M5**	60	22	22.7	67	5
03060006	**M6**	60	22	22.7	74	5
03060008	**M8**	60	22	22.7	79	5
03060010	**M10**	60	22	22.7	94	5
03060012	**M12**	60	20	23.7	120	5
03060014	**M14**	60	20	23.7	128	5
03060016	**M16**	60	20	27.5	174	5

3054X Screwdriver sockets

- for trisquare socket head screws (XZN®)
- DIN 2324
- extra long
- Chrome Alloy Steel, chrome plated

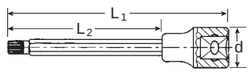

Code	size	L_1 mm	L_2 mm	d mm	g	
03261408	**M8**	140	102	22.7	109	5
03261410	**M10**	140	102	22.7	142	5
03261412	**M12**	140	102	22.7	160	5
03261414	**M14**	140	100	23.7	225	1

Application: M10 and M12 for cylinder head screws on VW/Audi, Opel, Mercedes-Benz M14 for cylinder head screws on VM diesel engines, Chrysler

3054X/54X/8 Set screwdriver sockets

- for trisquare socket head screws (XZN®)

in sturdy, stackable ABS plastic case
Content 8 pieces:
No 3054X: M8; M10; M12
No 54X: M6; M8; M10; M12; M14

Code	g
96033606	1288

KG3 Print ES DE EN 2019-11-25.indd 144 25.11.2019 17:41:17

1054x/2054x Screwdriver sockets

- for trisquare socket head screws (XZN®)
- special lengths
- DIN 2324
- Chrome Alloy Steel, chrome plated

Code	No	size	L_1 mm	L_2 mm	d mm	g	
03160808	**1054X**	**M8**	80	42	22.7	86	5
03161208	**2054X**	**M8**	120	82	22.7	104	5
03161110	**2054X**	**M10**	110	72	22.7	130	5
03161112	**2054X**	**M12**	110	70	23.7	168	5

Application: No 1054x, M8, for jointed shafts on VW/Audi

54TX Screwdriver sockets

- for inside TORX® screws
- Chrome Alloy Steel, chrome plated

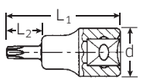

Code	size	mm	L_1 mm	L_2 mm	d mm	g	
03100020	**T20**	3.8	55	17	22.7	71	5
03100025	**T25**	4.4	55	17	22.7	71	5
03100027	**T27**	5	55	17	22.7	72	5
03100030	**T30**	5.5	55	17	22.7	72	5
03100040	**T40**	6.6	55	17	22.7	75	5
03100045	**T45**	7.8	55	17	22.7	74	5
03100050	**T50**	8.8	55	17	22.7	87	5
03100055	**T55**	11.2	58	18	23.7	110	5
03100060	**T60**	13.2	58	18	23.7	113	5
03100070	**T70**	15.5	60	20	27.5	155	1

Application: size T55 for the cylinder head screws on the Opel Omega V6

54TX/9 Set screwdriver sockets

- for inside TORX® screws
- in carton packing

Content 9 pieces:
No 54TX: T20; T25; T27; T30; T40; T45; T50; T55; T60

Code	g
96031004	820

54TX/10 Set TORX® sockets

- for inside TORX® screws
- in sturdy, stackable ABS plastic case

Content 10 pieces:
No 54TX: T20; T25; T27; T30; T40 (2x); T45; T50; T55; T60

Code	g
96032005	1170

54TX/59TX/12/1 Socket set TORX®

- in sturdy, stackable ABS plastic case
- for inside TORX® screws

Content 13 pieces:
9 screwdriver sockets for internal TORX® screws No 54TX: sizes T20; T25; T27; T30; T40; T45; T50; T55; T60
3 screwdriver sockets for internal TORX® screws No 59TX: sizes T70; T80; T90
1 extending adaptor No 514, 1/2" socket x 3/4" plug (12.5 x 20)

Code	g
96032006	2710

ES 54X/54TX

- 175 x 350 x 38 mm
- 16 pieces

Code	g
96838115	1600

	No	Content
	54X	1/2" **O** M5; M6; M8; M10; M12; M14; M16
	54TX	1/2" **O** sizes T20; T25; T27; T30; T40; T45; T50; T55; T60

TCS 54/54TX/18

- 175 x 350 x 40 mm
- 18 pieces

Code	g
96838782	1665

	No	Content
	54	1/2" **O** 4; 5; 6; 7; 8; 10; 12; 14; 17 mm
	54TX	1/2" **O** sizes T20; T25; T27; T30; T40; T45; T50; T55; T60

1054TX/2054TX Screwdriver sockets

- for inside TORX® screws
- extra long
- Chrome Alloy Steel, chrome plated

Code	No	size	mm	L_1 mm	L_2 mm	d mm	g	
03131230	**1054TX**	**T30**	5.5	120	82	22.7	99	5
03131440	**2054TX**	**T40**	6.6	140	102	22.7	110	5
03131445	**2054TX**	**T45**	7.8	140	102	22.7	111	5
03131450	**1054TX**	**T50**	8.8	140	102	22.7	140	5
03131455	**1054TX**	**T55**	11.2	140	102	22.7	159	5
03131460	**1054TX**	**T60**	13.2	140	100	23.7	221	5

Application: size T55 for the cylinder head screws on various Ford models, e.g. Mondeo 16V

KG3 Print ES DE EN 2019-11-25.indd 145 25.11.2019 17:41:21

12,5
1/2"

DIN
3120

ISO
1174-1

3

1054TX Screwdriver sockets

- for inside TORX® screws
- extra long
- Chrome Alloy Steel, chrome plated

code	size	mm	L_1 mm	L_2 mm	d mm	g	
03131240	**T40**	6.6	120	82	22.7	100	5
03131245	**T45**	7.8	120	82	22.7	100	5
03131070	**T70**	15.5	107	67	23.7	201	5

ES 1054/2054TX/6

- 175 x 175 x 30 mm
- 6 pieces

Code	g
96838163	900

	No	Content
	1054TX	1/2" O sizes T30; T50; T55; T60
	2054TX	1/2" O sizes T40; T45

1054TX/4T Set screwdriver sockets

- for inside TORX® screws
- in textile bag

Content 4 pieces:
No 1054TX: T40; T45; T50; T55

Code	g
96031301	527

54TXB Screwdriver sockets

- for inside TORX® screws, tamper proof
- with hollow point (TORX® TAMPER RESISTANT)
- Chrome Alloy Steel, chrome plated

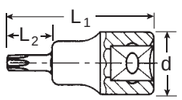

Code	size	mm	L_1 mm	L_2 mm	d mm	g	
03110020	**T20**	3.8	55	17	22.7	70	5
03110025	**T25**	4.4	55	17	22.7	65	5
03110027	**T27**	5	55	17	22.7	71	5
03110030	**T30**	5.5	55	17	22.7	71	5
03110040	**T40**	6.6	55	17	22.7	71	5
03110045	**T45**	7.8	55	17	22.7	72	5
03110050	**T50**	8.8	55	17	22.7	86	5
03110055	**T55**	11.2	58	18	23.7	111	5
03110060	**T60**	13.2	58	18	23.7	113	5

Application: size T50 for the spare wheel retaining plate on the bumper of the Opel Frontera Sport

54TXB/9 Set screwdriver sockets

- for inside TORX® screws
- tamper proof, with hollow point (TORX® TAMPER RESISTANT)
- in carton packing with transparent cover

Content 9 pieces:
No 54TXB: T20; T25; T27; T30; T40; T45; T50; T55; T60

Code	g
96031007	810

54TXB/10 Set screwdriver sockets

- for inside TORX® screws
- tamper proof, with hollow point (TORX® TAMPER RESISTANT)
- in sturdy, stackable ABS plastic case

Content 10 pieces:
No 54TXB: T20; T25; T27; T30; T40 (2x); T45; T50; T55; T60

Code	g
96032008	1178

50CL Clip strips

- for socket retention
- supplied without sockets

Code	size	L mm	g
80500001	**1**	200	54
80500002	**2**	300	73

KG3 Print ES DE EN 2019-11-25.indd 146 25.11.2019 17:41:26

Drive tools and accessories

- 1/2" □
- finish: Chrome Alloy Steel, chrome plated

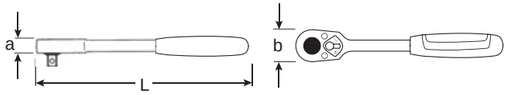

512 Ratchet

- reversible
- 36 teeth
- with 2-component handle
- DIN 3122/ISO 3315

Code	L mm	b mm	a mm	g	
13 11 10 10	265.5	41	22.5	600	1

512G Ratchet

- reversible
- 36 teeth
- with 2-component handle
- DIN 3122/ISO 3315
- encapsulated housing minimises the ingress of dirt

Code	L mm	b mm	a mm	g	
13 11 11 10	265.5	41	22.5	613	1

512QR N QuickRelease ratchet, fine tooth

QR FOD 80 4.5°

- reversible
- 80 teeth
- with QuickRelease safety lock
- with 2-component handle
- for use in confined spaces, re-engages after movement of 4.5°
- DIN 3122/ISO 3315
- registered design

Code	L mm	b mm	a mm	g	
13 11 11 20	265.5	41	23	572	1

512SG-QR N QuickRelease ratchet, fine tooth

QR FOD 80 4.5°

- reversible
- 80 teeth
- with QuickRelease safety lock
- with steel handle
- for use in confined spaces, re-engages after movement of 4.5°
- construction without screws prevents foreign object damage
- DIN 3122/ISO 3315
- registered design

Code	L mm	b mm	a mm	g	
13 11 10 30	265.5	41	22.5	654	1

515 Ratchet, fine tooth

- reversible
- 60 teeth
- with 2-component handle
- for use in confined spaces, re-engages after movement of 6°
- DIN 3122/ISO 3315

Code	L mm	b mm	a mm	g	
13 23 10 11	265	40	26.2	515	1

517QR QuickRelease fine-tooth flexible-joint ratchet

QR FOD 80 4.5°

- reversible
- 80 teeth
- with QuickRelease safety lock
- with 2-component handle
- handle may be raised or lowered by approx. 90°, lockable in following positions:
  - -straight
  - -30° up
  - -60° up
  - -30° down
- release the lock by pressing the button in the handle
- for use in confined spaces, re-engages after movement of 4.5°
- construction without screws prevents foreign object damage
- DIN 3122/ISO3315
- registered design

Code	L mm	b mm	a mm	g	
13 26 10 10	416	41	22	920	1

522 Ratchet adaptor

- reversible
- 20 teeth

Code	L mm	∅ mm	g	
13 14 00 00	67.5	40	316	1

532 Ratchet

- long handle
- reversible
- 36 teeth
- with 2-component handle

Code	L mm	b mm	a mm	g	
13 12 10 10	380	41	22.5	821	1

532G Ratchet

- long handle
- reversible
- 36 teeth
- with 2-component handle
- encapsulated housing minimises the ingress of dirt

Code	L mm	b mm	a mm	g	
13 12 11 10	380	41	22.5	815	1

KG3 Print ES DE EN 2019-11-25.indd 147
25.11.2019 17:41:30

512QR N/7 Set of wrenches

QR

- in sturdy, stackable ABS plastic case

Content 7 pieces:
1 ratchet No 512QR N
4 extensions
No 509QR/2 (52 mm),
No 509QR/3 (75 mm),
No 509QR/5 (130 mm), No 509QR/10 (255 mm)
1 universal joint No 510QR
1 T-handle No 506QR

Code	g
96 03 40 10	2990

5120+7210/15 Spare parts set for ratchets No 512, 532

Content 8 pieces:
1 pinion; 1 pawl; 1 lever with pin; 1 ball; 2 compression springs; 2 screws

Code	g
19 04 00 00	127

5120G Spare parts set for ratchets No 512G, 532G

Content 8 pieces:
1 pinion; 1 pawl; 1 lever with pin; 1 ball; 2 compression springs; 2 screws

Code	g
19 04 00 30	120

5120QR N80 Spare parts set for ratchets No 512QR N, 512SG-QR N, 517QR

QR

Content 9 pieces:
1 pinion; 1 locking disc; 1 lever;
1 pin; 1 ball; 1 compression spring;
2 circlips; 1 cover plate

Code	g
19 04 20 20	120

for ratchets with screwless design

5120QR N Spare parts set for ratchet No 512QR N

QR

Content 8 pieces:
1 pinion; 1 pawl; 1 lever with pin;
1 ball; 2 compression springs; 2 screws

Code	g
19 04 00 40	140

for ratchet 512QR N, design with screws

5120QR Spare parts set for ratchets No 512, 512SG-QR

QR

Content 8 pieces:
1 pinion; 1 pawl; 1 lever with pin; 1 ball; 2 compression springs; 2 screws

code	g
19 04 00 20	118

7350/20 Spare parts set for ratchet No 515

Content 7 pieces:
1 pinion; 1 pawl; 1 switching disk; 1 spring; 3 screws

code	g
59 25 10 20	140

501 Speeder brace

- working radius 105 mm
- DIN 3122/ISO 3315

Code	L mm	g	
13 10 00 10	456	620	5

501QR QuickRelease speeder brace

QR

- with steel handle
- for greater axial power transmission, detachable palm head
- working radius 105 mm
- DIN 3122/ISO 3315
- with QuickRelease safety lock
- patent

Code	L mm	g	
13 10 00 05	456	872	1

504 Flexible handle

- DIN 3122/ISO 3315
- with 2-component handle

Code	size	L mm	g	
13 06 10 15	**15**	397	735	1
13 06 10 18	**18**	469	831	1
13 06 10 24	**24**	610	1051	1

5040N Spare parts set for No 504

Content 3 pieces:
1 universal joint, 1 screw,
1 spring washer

Code	g
96 19 08 01	80

for version with black, manganese-phosphated TORX® screw

KG3 Print ES DE EN 2019-11-25.indd 148 25.11.2019 17:41:35

5040 Spare parts set for No 504

Content 3 pieces:
1 universal joint, 1 screw,
1 spring washer

Code	g
96190800	75

for version with chrome plated Philips-head screw

506 Sliding T-handle

- DIN 3122/ISO 3315

Code	L mm	g	
13070000	300	436	5

506QR QuickRelease sliding T-handle

QR

- with QuickRelease safety lock
- patent

Code	L mm	g	
13071000	300	470	1

509 Extensions

- DIN 3123/ISO 3316

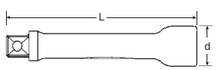

Code	size	L mm	d mm	g	
13010001	**2**	52	23	88	5
13010004	**3**	75	23.2	120	5
13010002	**5**	130	23.2	191	5
13010003	**10**	255	23.2	341	5

509W Wobble-Drive extensions

- swivel angle 15° each side
- maximum torque 200 N·m

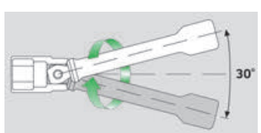

Code	size	L mm	d mm	g	
13010005	**2**	52	23	80	5
13010006	**3**	75	23.2	120	5
13010007	**5**	130	23.2	191	5
13010008	**10**	255	23.2	341	5

509QR QuickRelease extensions

QR

- patent
- DIN 3123/ISO 3316

Code	size	L mm	d mm	g	
13011001	**2**	52	23	90	1
13011004	**3**	75	23	123	1
13011002	**5**	130	23	187	1
13011003	**10**	255	23	341	1

3505 Special extension

Code	L mm	d mm	g	
13210001	120	23.2	186	1

510 Universal joint

- DIN 3123/ISO 3316

Code	L mm	d mm	g	
13020000	71	25	146	5

510QR QuickRelease universal joint

QR

- DIN 3123/ISO 3316
- with QuickRelease safety lock
- patent

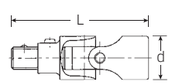

Code	L mm	d mm	g	
13021000	80	25	155	1

5513 Set of adaptors

content 5 pieces:
- No 409, 1/4" socket x 3/8" plug
- No 431, 3/8" socket x 1/4" plug
- No 432, 3/8" socket x 1/2" plug
- No 513, 1/2" socket x 3/8" plug
- No 514, 1/2" socket x 3/4" plug

Code	g
96121003	648

513 Reducing adaptor

HPQ

- 1/2" socket x 3/8" plug (12.5 x 10)
- maximum torque 202 N·m
- DIN 3123/ISO 3316
- HPQ® high performance steel

Code	L mm	d mm	g	
13030002	35	22.7	60	5

514 Extending adaptor

HPQ

- 1/2" socket x 3/4" plug (12.5 x 20)
- DIN 3123/ISO 3316
- HPQ® high performance steel

Code	L mm	d mm	g	
13030005	44	25	110	5

7789-1 Extending adaptor

HPQ

- 1/2" socket x 1" plug (12.5 x 25)
- HPQ® high performance steel

Code	L mm	d mm	g	
58522089	35	36.5	175	1

409M/432M/514M/3 Set extending adaptors

content 3 pieces:
- 1/4" socket x 3/8" plug
- 3/8" socket x 1/2" plug
- 1/2" socket x 3/4" plug

Code	g
96121002	120

514M Extending adaptor

- 1/2" socket x 3/4" plug (12.5 x 20)

Code	L mm	∅ mm	g	
13030010	22	38	40	1

543 Bit holder

- ○ 5/16" inside hexagon
- DIN 3126/ISO 1173 D 8
- internal hex drive with a collar-thrust spring
- bits are easy to insert, lock securely in position and can be removed just as easily; even hex bits with a wide groove (Type E, DIN 3126/ISO 1173)

Code	L mm	d mm	g	
13180010	38	22	65	5

52/9/3 Socket set 1/2" □

- in sturdy, stackable ABS plastic case

Content 12 pieces:
9 sockets with hexagon No 52: 10; 13; 16; 17; 18; 19; 21; 22; 24 mm
1 ratchet No 512
2 extensions No 509/5 (130 mm), No 509/10 (255 mm)

Code	g
96031343	2878

50/12/3 Socket set 1/2" □

- in sturdy, stackable ABS plastic case

Content 15 pieces:
12 sockets with bi-hexagon No 50: 10; 13; 16; 17; 18; 19; 21; 22; 24; 27; 30; 32 mm
1 ratchet No 512
2 extensions No 509/5 (130 mm), No 509/10 (255 mm)

Code	g
96031435	3300

52/12/3 Socket set 1/2" □

- in sturdy, stackable ABS plastic case

Content 15 pieces:
12 sockets with hexagon No 52: 10; 13; 16; 17; 18; 19; 21; 22; 24; 27; 30; 32 mm
1 ratchet No 512
2 extensions No 509/5 (130 mm), No 509/10 (255 mm)

Code	g
96031436	3412

54/8/4 Socket set 1/2" □

- in sturdy, stackable ABS plastic case

Content 12 pieces:
8 INHEX sockets No 54: 4; 5; 6; 8; 10; 12; 14; 17 mm
1 ratchet No 512
2 extensions No 509/5 (130 mm), No 509/10 (255 mm)
1 T-handle No 506

Code	g
96031501	3370

KG3 Print ES DE EN 2019-11-25.indd 150 25.11.2019 17:41:43

52/16/5 Socket set 1/2" □

- in sturdy, stackable ABS plastic case

Content 21 pieces:
15 sockets with hexagon No 52:
10; 11; 12; 13; 14; 15; 16; 17; 18; 19; 21; 22; 24; 27; 30 mm
1 socket, long, with rubber insert No 51: 16 mm - 5/8"
1 ratchet No 512
2 extensions No 509/5 (130 mm), No 509/10 (255 mm)
1 T-handle No 506
1 universal joint No 510

Code	g
96031406	4478

52/16/6 Socket set 1/2" □

- in sturdy, stackable ABS plastic case

Content 22 pieces:
16 sockets with hexagon No 52:
10; 11; 12; 13; 14; 15; 16; 17; 18; 19; 21; 22; 24; 27; 30; 32 mm
1 ratchet No 512
3 extensions No 509/3 (75 mm), No 509/5 (130 mm), No 509/10 (255 mm)
1 T-handle No 506
1 universal joint No 510

Code	g
96031448	4586

50/16/6 Socket set 1/2" □

- in sturdy, stackable ABS plastic case

Content 22 pieces:
16 sockets with bi-hexagon No 50:
10; 11; 12; 13; 14; 15; 16; 17; 18; 19; 21; 22; 24; 27; 30; 32 mm
1 ratchet No 512
3 extensions No 509/3 (75 mm), No 509/5 (130 mm), No 509/10 (255 mm)
1 T-handle No 506
1 universal joint No 510

Code	g
96031447	4502

52/16/6QR Socket set 1/2" □

QR

- in sturdy, stackable ABS plastic case

Content 22 pieces:
16 sockets with hexagon No 52:
10; 11; 12; 13; 14; 15; 16; 17; 18; 19; 21; 22; 24; 27; 30; 32 mm
1 ratchet No 512QR N
3 extensions No 509QR/3 (75 mm), No 509QR/5 (130 mm), No 509QR/10 (255 mm)
1 T-handle No 506QR N
1 universal joint No 510QR

Code	g
96031480	4606

50/16/6QR Socket set 1/2" □

QR

- in sturdy, stackable ABS plastic case

Content 22 pieces:
16 sockets with bi-hexagon No 50:
10; 11; 12; 13; 14; 15; 16; 17; 18; 19; 21; 22; 24; 27; 30; 32 mm
1 ratchet No 512QR N
3 extensions No 509QR/3 (75 mm), No 509QR/5 (130 mm), No 509QR/10 (255 mm)
1 T-handle No 506QR
1 universal joint No 510QR

Code	g
96031446	4502

50/22/6 Socket set 1/2" □

- in sturdy, stackable ABS plastic case

Content 28 pieces:
22 sockets with bi-hexagon No 50:
8; 9; 10; 11; 12; 13; 14; 15; 16; 17; 18; 19; 20; 21; 22; 23; 24; 26; 27; 28; 30; 32 mm
1 ratchet No 512
3 extensions No 509/3 (75 mm), No 509/5 (130 mm), No 509/10 (255 mm)
1 T-handle No 506
1 universal joint No 510

Code	g
96031407	5076

KG3 Print ES DE EN 2019-11-25.indd 151 25.11.2019 17:41:45

52/22/6 Socket set 1/2" □

- in sturdy, stackable ABS plastic case

Content 28 pieces:
22 sockets with hexagon No 52:
8; 9; 10; 11; 12; 13; 14; 15; 16; 17; 18; 19; 20; 21; 22; 23; 24; 26; 27; 28; 30; 32 mm
1 ratchet No 512
3 extensions No 509/3 (75 mm), No 509/5 (130 mm), No 509/10 (255 mm)
1 T-handle No 506
1 universal joint No 510

Code	g
96031409	5138

50ma/39/6N Socket set 1/2" □

- in sturdy sheet steel case

Content 45 pieces:
39 sockets with bi-hexagon
- No 50: 10; 11; 12; 13; 14; 15; 16; 17; 18; 19; 20; 21; 22; 23; 24; 25; 26; 27; 28; 30; 32; 34 mm
- No 50a: 3/8; 7/16; 1/2; 9/16; 19/32; 5/8; 11/16; 3/4; 25/32; 13/16; 7/8; 15/16; 1; 1 1/16; 1 1/8; 1 3/16; 1 1/4"

1 ratchet No 512
3 extensions No 509/3 (75 mm), No 509/5 (130 mm), No 509/10 (255 mm)
1 T-handle No 506
1 universal joint No 510

Code	g
96030140	9020

50ma/39/6QR Socket set 1/2" □

QR

- in sturdy sheet steel case

Content 45 pieces:
39 sockets with bi-hexagon
- No 50: 10; 11; 12; 13; 14; 15; 16; 17; 18; 19; 20; 21; 22; 23; 24; 25; 26; 27; 28; 30; 32; 34 mm
- No 50a: 3/8; 7/16; 1/2; 9/16; 19/32; 5/8; 11/16; 3/4; 25/32; 13/16; 7/8; 15/16; 1; 1 1/16; 1 1/8; 1 3/16; 1 1/4"

1 ratchet No 512QR N
3 extensions No 509QR/3 (75 mm), No 509QR/5 (130 mm), No 509QR/10 (255 mm)
1 T-handle No 506QR
1 universal joint No 510QR

Code	g
96030107	8890

40/52/27/11 Socket set 1/4"; 1/2" □

- in sturdy, stackable ABS plastic case

Content 38 pieces:
9 sockets with hexagon No 40:
4; 5; 5.5; 6; 7; 8; 9; 10; 11 mm
10 sockets with hexagon No 52:
13; 16; 17; 18; 19; 21; 22; 24; 27; 30 mm
3 INHEX sockets No 44: 3; 4; 5 mm
5 INHEX sockets No 54: 6; 8; 10; 12; 14 mm
2 ratchets No 415, No 512
4 extensions No 405/2 (54 mm), No 509/5 (130 mm), No 405/6 (150 mm), No 509/10 (255 mm)
2 universal joints No 407, No 510
1 drive handle No 400
2 T-handles No 404, No 506

Code	g
96011160	4915

50/43/7 Socket set 1/2" □

- in sturdy sheet steel case

Content 50 pieces:
23 sockets with bi-hexagon No 50:
8; 10; 11; 12; 13; 14; 15; 16; 17; 18; 19; 20; 21; 22; 23; 24; 25; 26; 27; 28; 30; 32; 34 mm
7 sockets, long, No 51: 13; 17; 18; 19; 22; 24; 27 mm
2 sockets, long with rubber insert No 51:
16 mm - 5/8", 20.8 mm - 13/16"
6 UNIFLEX sockets with hexagon No 53:
10; 13; 16; 17; 18; 19 mm
5 INHEX sockets No 54: 4; 5; 6; 8; 10 mm
1 ratchet No 512
3 extensions No 509/3 (75 mm), No 509/5 (130 mm), No 509/10 (255 mm)
1 flexible handle No 504/15
1 T-handle No 506
1 universal joint No 510

Code	g
96030136	11270

50/54/25/6 Socket set 1/2" □

- in sturdy, stackable ABS plastic case

Content 31 pieces:
17 sockets with bi-hexagon No 50:
8; 10; 11; 12; 13; 14; 15; 16; 17; 18; 19; 21; 22; 24; 27; 30; 32 mm
8 INHEX sockets No 54: 4; 5; 6; 7; 8; 10; 12; 14 mm
1 ratchet No 512
3 extensions No 509/3 (75 mm), No 509/5 (130 mm), No 509/10 (255 mm)
1 T-handle No 506
1 universal joint No 510

Code	g
96031439	5270

KG3 Print ES DE EN 2019-11-25.indd 152 25.11.2019 17:41:48

50/54/25/6QR Socket set 1/2"

QR

- in sturdy, stackable ABS plastic case

Content 31 pieces:
17 sockets with bi-hexagon No 50: 8; 10; 11; 12; 13; 14; 15; 16; 17; 18; 19; 21; 22; 24; 27; 30; 32 mm
8 INHEX sockets No 54: 4; 5; 6; 7; 8; 10; 12; 14 mm
1 ratchet No 512QR N
3 extensions No 509QR/3 (75 mm), No 509QR/5 (130 mm), No 509QR/10 (255 mm)
1 T-handle No 506QR
1 universal joint No 510QR

Code	g
96031440	5270

52/54/25/6 Socket set 1/2"

- in sturdy, stackable ABS plastic case

Content 31 pieces:
17 sockets with hexagon No 52: 8; 10; 11; 12; 13; 14; 15; 16; 17; 18; 19; 21; 22; 24; 27; 30; 32 mm
8 INHEX sockets No 54: 4; 5; 6; 7; 8; 10; 12; 14 mm
1 ratchet No 512
3 extensions No 509/3 (75 mm), No 509/5 (130 mm), No 509/10 (255 mm)
1 T-handle No 506
1 universal joint No 510

Code	g
96031239	5306

52/54/25/6QR Socket set 1/2"

QR

- in sturdy, stackable ABS plastic case

Content 31 pieces:
17 sockets with hexagon No 52: 8; 10; 11; 12; 13; 14; 15; 16; 17; 18; 19; 21; 22; 24; 27; 30; 32 mm
8 INHEX sockets No 54: 4; 5; 6; 7; 8; 10; 12; 14 mm
1 ratchet No 512QR N
3 extensions No 509QR/3 (75 mm), No 509QR/5 (130 mm), No 509QR/10 (255 mm)
1 T-handle No 506QR
1 universal joint No 510QR

Code	g
96031240	5306

87 Socket set 1/2"

- in sturdy, stackable ABS plastic case

Content 47 pieces:
19 sockets with bi-hexagon No 50: 8; 9; 10; 11; 12; 13; 14; 15; 16; 17; 18; 19; 21; 22; 24; 27; 30; 32; 34 mm
13 combination spanners No 13: 10; 11; 12; 13; 14; 15; 16; 17; 18; 19; 21; 22; 24 mm
2 sockets, long, with rubber insert No 51: 16 mm - 5/8"; 20.8 mm - 13/16"
7 INHEX sockets No 54: 4; 5; 6; 7; 8; 10; 12 mm
1 ratchet No 512
3 extensions No 509/3 (75 mm), No 509/5 (130 mm), No 509/10 (255 mm)
1 T-handle No 506
1 universal joint No 510

Code	g
96031101	7520

876 Socket set 1/2"

- in sturdy, stackable ABS plastic case

Content 47 pieces:
19 sockets with hexagon No 52: 8; 9; 10; 11; 12; 13; 14; 15; 16; 17; 18; 19; 21; 22; 24; 27; 30; 32; 34 mm
13 combination spanners No 13: 10; 11; 12; 13; 14; 15; 16; 17; 18; 19; 21; 22; 24 mm
2 sockets, long, with rubber insert No 51: sizes 16 mm - 5/8"; 20.8 mm - 13/16"
7 INHEX sockets No 54: 4; 5; 6; 7; 8; 10; 12 mm
1 ratchet No 512
3 extensions No 509/3 (75 mm), No 509/5 (130 mm), No 509/10 (255 mm)
1 T-handle No 506
1 universal joint No 510

Code	g
96032301	7600

50TX/16/5 Socket set TORX® 1/2"

- in sturdy, stackable ABS plastic case

Content 21 pieces:
7 sockets for external TORX® screws No 50TX: sizes E10; E12; E14; E16; E18; E20; E24
9 screwdriver sockets for internal TORX® screws No 54TX: sizes T20; T25; T27; T30; T40; T45; T50; T55; T60
1 ratchet No 512
3 extensions No 509/2 (52 mm), No 509/5 (130 mm), No 509/10 (255 mm)
1 universal joint No 510

Code	g
96033702	3655

KG3 Print ES DE EN 2019-11-25.indd 153 25.11.2019 17:41:51

12,5
1/2"

DIN
3120

ISO
1174-1

3

876TX Socket set TORX® 1/2" □

- in sturdy, stackable ABS plastic case

Content 39 pieces:
12 sockets with hexagon No 52: 8; 10; 13; 16; 17; 18; 19; 21; 22; 24; 27; 30 mm
6 INHEX sockets No 54: 5; 6; 8; 10; 12; 14 mm
7 sockets for external TORX® screws No 50TX: sizes E10; E12; E14; E16; E18; E20; E24
9 screwdriver sockets for internal TORX® screws No 54TX: sizes T20; T25; T27; T30; T40; T45; T50; T55; T60
1 ratchet No 512
2 extensions No 509/5 (130 mm), No 509/10 (255 mm)
1 T-handle No 506
1 universal joint No 510

Code	g
98811909	6255

86TX Socket set TORX® 1/4; 1/2" □

- in sturdy, stackable ABS plastic case

Content 63 pieces:
9 sockets with hexagon No 40: 4; 5; 5.5; 6; 7; 8; 9; 10; 11 mm
10 sockets with hexagon No 52: 13; 16; 17; 18; 19; 21; 22; 24; 27; 30 mm
5 sockets for external TORX® screws No 40TX: sizes E4; E5; E6; E7; E8
7 sockets for external TORX® screws No 50TX: sizes E10; E12; E14; E16; E18; E20; E24
3 INHEX sockets No 44: 3; 4; 5 mm
5 INHEX sockets No 54: 6; 8; 10; 12; 14 mm
6 screwdriver sockets for internal TORX® screws No 44KTX: sizes T8; T9; T10; T15; T20; T25
7 screwdriver sockets for internal TORX® screws No 54TX: sizes T27; T30; T40; T45; T50; T55; T60
2 ratchets No 415, No 512
4 extensions No 405/2 (54 mm), No 509/5 (130 mm), No 405/6 (150 mm), No 509/10 (255 mm)
2 universal joints No 407, No 510
1 drive handle No 400
2 T-handles No 404, No 506

Code	g
96013702	6500

89TX Socket set TORX® 1/4; 3/8; 1/2" □

- in sturdy, stackable ABS plastic case

Content 35 pieces:
3 sockets for external TORX® screws No 40TX: sizes E4; E5; E6
2 screwdriver sockets for internal TORX® screws No 44KTX: sizes T8; T9
4 sockets for external TORX® screws No 45TX: sizes E7; E8; E10; E12
5 screwdriver sockets for internal TORX® screws No 49TX: sizes T10; T15; T20; T25; T27
6 sockets for external TORX® screws No 50TX: sizes E11; E14; E16; E18; E20; E24
6 screwdriver sockets for internal TORX® screws No 54TX: sizes T30; T40; T45; T50; T55; T60
7 bits ⌬ 1440: T10; 1441: T15; 1442: T20; 1443: T25; 1444: T27; 1445: T30; 1446: T40
1 bit-holder No 442
1 TORX® controller: sizes E6; E7; E8; E10; E12; E14; E16; T10; T15; T20; T25; T27; T30; T40; T45; T47; T50; T55; T60

Code	g
98811908	2420

50a/17/6 Socket set 1/2" □

- in sturdy, stackable ABS plastic case

Content 23 pieces:
17 sockets with bi-hexagon No 50a: 3/8; 7/16; 1/2; 9/16; 19/32; 5/8; 11/16; 3/4; 25/32; 13/16; 7/8; 15/16; 1; 1 1/16; 1 1/8; 1 3/16; 1 1/4"
1 ratchet No 512
3 extensions No 509/2 (52 mm), No 509/5 (130 mm), No 509/10 (255 mm)
1 T-handle No 506
1 universal joint No 510

Code	g
96035125	4640

87a Socket set 1/2" □

- in sturdy, stackable ABS plastic case

Content 40 pieces:
15 sockets with bi-hexagon No 50a: 3/8; 7/16; 1/2; 9/16; 5/8; 11/16; 3/4; 13/16; 7/8; 15/16; 1; 1 1/16; 1 1/8; 1 3/16; 1 1/4"
2 sockets, long, with rubber insert No 51: 16 mm - 5/8"; 20.8 mm - 13/16"
5 INHEX sockets No 54a: 7/32; 1/4; 5/16; 3/8; 1/2 "
12 combination spanners No 13a: 1/4; 5/16; 11/32; 3/8; 7/16; 1/2; 9/16; 5/8; 11/16; 3/4; 13/16; 7/8"
1 ratchet No 512
3 extensions No 509/2 (52 mm), No 509/5 (130 mm), No 509/10 (255 mm)
1 T-handle No 506
1 universal joint No 510

Code	g
96035101	6700

KG3 Print ES DE EN 2019-11-25.indd 154 25.11.2019 17:41:55

TCS 1/2"-512/6

- 175 x 350 x 35 mm
- 6 pieces

Code	g
96838175	1845

	No	Content
	506	1/2" ■ 300 mm
	509/2	1/2" ■ O 52 mm
	509/5	1/2" ■ O 130 mm
	509/10	1/2" ■ O 255 mm
	510	1/2" ■ O 71 mm
	512	1/2" ■

TCS 1/2" - 512/6QR

NEW

- 175 x 350 x 35 mm
- 6 pieces

Code	g
96830362	1845

	No	Content
	506QR	1/2" ■ 300 mm
	509QR/2	1/2" ■ O 52 mm
	509QR/5	1/2" ■ O 130 mm
	509QR/10	1/2" ■ O 255 mm
	510QR	1/2" ■ O 80 mm
	512QR N	1/2" ■

TCS 1/2"-512/9

- 175 x 350 x 40 mm
- 9 pieces

Code	g
96830603	2364

	No	Content
	506	1/2" ■ 300 mm
	509/2	1/2" ■ O 52 mm
	509/5	1/2" ■ O 130 mm
	509/10	1/2" ■ O 255 mm (2x)
	510	1/2" ■ O 71 mm
	512	1/2" ■
	513	3/8" ■ 1/2" O
	514	3/4" ■ 1/2" O

TCS 1/2" - 512/9QR

NEW

- 175 x 350 x 40 mm
- 9 pieces

Code	g
96830363	2364

	No	Content
	506QR	1/2" ■ 300 mm
	509QR/2	1/2" ■ O 52 mm
	509QR/5	1/2" ■ O 130 mm
	509QR/10	1/2" ■ O 255 mm (2x)
	510QR	1/2" ■ O 80 mm
	512QR N	1/2" ■
	513	3/8" ■ 1/2" O
	514	3/4" ■ 1/2"O

ES 1/2" - 512/6

- 175 x 350 x 35 mm
- 6 pieces

Code	g
96838113	1915

	No	Content
	506	1/2" ■ 300 mm
	509/2	1/2" ■ O 52 mm
	509/5	1/2" ■ O 130 mm
	509/10	1/2" ■ O 255 mm
	510	1/2" ■ O 71 mm
	512	1/2" ■

TCS 50/52/30/6MF

- 350 x 350 x 70 mm
- 36 pieces

Code	g
96830354	4604

	No	Content
	50	1/2" O 10; 11; 12; 13; 14; 15; 16; 17; 18; 19; 30 mm
	52	1/2" O 12; 13; 17; 18; 19; 20; 21; 22; 24; 27; 30; 32; 34 mm
	54	1/2" O 5; 6; 7; 8; 10; 12 mm
	506	1/2" ■ 300 mm
	509/5	1/2" ■ O 130 mm
	509/10	1/2" ■ O 255 mm
	510	1/2" ■ O 71 mm
	512	1/2" ■
	513	3/8" ■ 1/2" O

TCS 50/52/30/6MF QR

- 350 x 350 x 70 mm
- 36 pieces

Code	g
96830360	4604

	No	Content
	50	1/2" O 10; 11; 12; 13; 14; 15; 16; 17; 18; 19; 30 mm
	52	1/2" O 12; 13; 17; 18; 19; 20; 21; 22; 24; 27; 30; 32; 34 mm
	54	1/2" O 5; 6; 7; 8; 10; 12 mm
	506QR	1/2" ■ 300 mm
	509QR/5	1/2" ■ O 130 mm
	509QR/10	1/2" ■ O 255 mm
	510QR	1/2" ■ O 71 mm
	512QR N	1/2" ■
	513	3/8" ■ 1/2" O

TCS 52/14/4



- 175 x 350 x 50 mm
- 18 pieces

Code	g
96838781	2510

	No	Content
	52	1/2" O 10; 11; 12; 13; 14; 15; 16; 17; 18; 19; 22; 24; 27; 30 mm
	509/5	1/2" ■ O 130 mm
	509/10	1/2" ■ O 255 mm
	510	1/2" ■ O 71 mm
	512	1/2" ■

TCS 52/14/4QR

- 175 x 350 x 50 mm
- 18 pieces

Code	g
96830352	2510

	No	Content
	52	1/2" O 10; 11; 12; 13; 14; 15; 16; 17; 18; 19; 22; 24; 27; 30 mm
	509QR/5	1/2" ■ O 130 mm
	509QR/10	1/2" ■ O 255 mm
	510QR	1/2" ■ O 80 mm
	512QR N	1/2" ■

Tool Control System.
The safety inlay system.

Designed to fit our Tool Trolleys and Tool boxes
With yellow signal cut-outs to show whether all the tools are in their places.

55 Sockets

- DIN 3124/ISO 2725-1, ASME B 107.5 M
- AS-drive and HPQ® high performance steel up to 38 mm, chrome plated

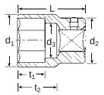

Code	mm	d_1 mm	d_2 mm	d_3 mm	L mm	t_1 mm	t_2 mm	g	
05010019	**19**	28.5	34.7	17	50	16	26	183	5
05010021	**21**	31	34.7	18	50	16	26	190	5
05010022	**22**	32	34.7	19	51	17	25.2	199	5
05010024	**24**	34	34.7	21	51	18.5	24.6	200	5
05010027	**27**	38.5	38	24	54	20	26.8	263	5
05010030	**30**	42	38	27	58	21	33.6	313	5
05010032	**32**	44.5	38	29	58	22	33	326	2
05010033	**33**	46	40	30	60	22	34.7	372	2
05010034	**34**	47	40	31	60	24	34.4	363	2
05010036	**36**	49.5	40	33	60	24	33.9	386	2
05010038	**38**	52	40	35	64	30	37.3	429	2
05010041	**41**	55.5	40	33	67	30	37.5	510	2
05010046	**46**	61	40	33	73	34	43.5	600	1
05010050	**50**	66	40	33	80	34	48.5	769	1
05010055	**55**	72	45	33	80	36	49.5	970	1
05010060	**60**	78	45	33	80	40	50.5	1025	1

55a Sockets

- SAE AS 954-E (test loads), ASME B 107.1
- AS-drive and HPQ® high performance steel up to 1 ½", chrome plated

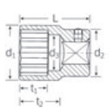

Code	"	d_1 mm	d_2 mm	d_3 mm	L mm	t_1 mm	t_2 mm	g	
05410040	**3/4**	28.5	34.7	18.6	26	50	16	176	2
05410042	**13/16**	31	34.7	19.4	25.1	51	16.5	190	2
05410044	**7/8**	33	34.7	21	24.5	51	18	240	2
05410046	**15/16**	34	34.7	22.5	24.2	51	18.5	248	2
05410048	**1**	37	38	24	24.8	52	20	251	2
05410050	**1 1/16**	38.5	38	26	26.2	54	20	265	2
05410052	**1 1/8**	41	38	27.5	32.5	57	20	297	2
05410056	**1 1/4**	44.5	38	30.5	32.6	58	22	339	2
05410058	**1 5/16**	46.5	40	32.1	33.1	59	24	348	2
05410060	**1 3/8**	48.5	40	33.7	32.7	59	24	375	2
05410062	**1 7/16**	50	40	35.3	33.2	60	27	395	2
05410064	**1 1/2**	52	40.5	36.8	36.8	64	30	415	2
05410066	**1 5/8**	56	40	33	37.5	67	30	469	1
05410067	**1 11/16**	58	40	33	40.5	70	32	524	1
05410068	**1 3/4**	59.5	40	33	40.5	70	32	524	1
05410069	**1 13/16**	61.5	40	33	43.5	73	34	605	1
05410070	**1 7/8**	63.5	40	33	45	76	34	660	1
05410072	**2**	67	40	33	48.5	80	34	757	1

56 Sockets

- DIN 3124/ISO 2725-1, ASME B 107.5 M
- extra deep
- AS-drive and HPQ® high performance steel up to 36 mm, chrome plated

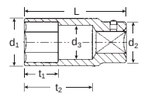

Code	mm	d_1 mm	d_2 mm	d_3 mm	L mm	t_1 mm	t_2 mm	g	
05020022	**22**	32	34.7	19	64.2	90	40	374	5
05020024	**24**	34	34.7	21	63.6	90	40	341	5
05020027	**27**	38.5	38	24	62.8	90	40	443	5
05020030	**30**	42	38	27	65.6	90	40	477	5
05020032	**32**	44.5	38	29	65	90	40	526	2
05020034	**34**	47	40	31	64.4	90	40	562	2
05020036	**36**	49.5	40	33	63.9	90	40	570	2
05020041	**41**	55.5	40	38	58.5	90	40	714	2

59 INHEX sockets

- for socket head screws
- DIN 7422
- Chrome Alloy Steel, chrome plated

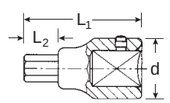

Code	mm	L_1 mm	L_2 mm	d mm	g	
05050014	**14**	80	25	34.7	272	1
05050017	**17**	80	25	34.7	311	1
05050019	**19**	80	25	34.7	346	1
05050022	**22**	80	25	40	510	1

59X Screwdriver sockets

- for trisquare socket head screws (XZN®)
- Chrome Alloy Steel, chrome plated

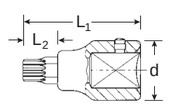

Code	size	L_1 mm	L_2 mm	d mm	g	
05060014	**M14**	90	35	34.7	281	1
05060016	**M16**	80	25	34.7	302	1
05060018	**M18**	100	45	34.7	375	1

Application: Flywheel and oscillation damper on Mercedes-Benz commercial vehicles

KG3 Print ES DE EN 2019-11-25.indd 157 25.11.2019 17:42:14

59TX Screwdriver sockets

- for inside TORX® screws
- Chrome Alloy Steel, chrome plated

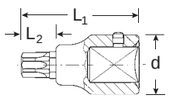

Code	size	mm	L_1 mm	L_2 mm	d mm	g	
05100060	**T60**	13.2	80	25	34.7	260	1
05100070	**T70**	15.5	80	25	34.7	285	1
05100080	**T80**	17.6	80	25	34.7	300	1
05100090	**T90**	19.9	80	25	34.7	331	1
05100100	**T100**	22.1	80	25	40	474	1

Application: size T80 for MAN series M, size T100 for MAN series F

Drive tools and accessories

- 3/4" □
- finish: Chrome Alloy Steel, chrome plated

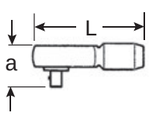

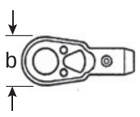

552 Ratchet

QR

- reversible
- 36 teeth
- with QuickRelease safety lock
- for use with bar handle No 558

Code	L mm	b mm	a mm	g	
15110000	165	70	55	1670	1

5520 Spare parts set for ratchet No 552

Content 7 pieces:
1 pinion, 1 pawl, 1 lever, 1 ball, 1 compression spring, 2 screws

Code	g	
19050000	536	1

563 Ratchet adaptor

- reversible
- 44 teeth

Code	L mm	∅ mm	g	
15140000	105.5	63	1257	1

554 Flexible head

QR

- with QuickRelease safety lock
- for use with bar handle No 558

Code	L mm	d mm	g	
15060000	132	40	795	5

556 Sliding head

- can be used as a T-handle in combination with bar handle No 558

Code	L mm	d mm	g	
15070000	61.5	40	318	5

558 Bar handle

Code	L mm	d mm	g	
15170000	510	20	1259	2

559 Extensions

- DIN 3123/ISO 3316

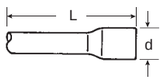

Code	size	L mm	d mm	g	
15010003	**4**	95	35	369	5
15010001	**8**	200	35	705	5
15010002	**16**	400	35	1255	5

561 Universal joint

- DIN 3123/ISO 3316

Code	L mm	d mm	g	
15020000	109	40	566	1

568 Reducing adaptor

HPQ

- 3/4" socket x 1/2" plug (20 x 12.5)
- maximum torque 512 N·m
- DIN 3123/ISO 3316
- HPQ® high performance steel

Code	L mm	d mm	g	
15030003	55	34.7	203	5

KG3 Print ES DE EN 2019-11-25.indd 158 25.11.2019 17:42:21

569 Extending adaptor

HPQ

- 3/4" inside x 1" plug (20 x 25)
- DIN 3123/ISO 3316
- HPQ® high performance steel

Code	L mm	d mm	g	
15030006	61	34.7	315	5

55/10/6 Socket set 3/4" □

- in sturdy sheet steel case

Content 16 pieces:
10 sockets with hexagon No 55:
22; 24; 27; 30; 32; 34; 36; 41; 46; 50 mm
1 ratchet No 552
2 extensions No 559/8 (200 mm), No 559/16 (400 mm)
1 flexible head No 554
1 sliding head for T-handle No 556
1 bar handle No 558

Code	g
96050104	13965

55/9/6N Socket set 3/4" □

- in sturdy sheet steel case

Content 15 pieces:
9 sockets with hexagon No 55:
32; 34; 36; 38; 41; 46; 50; 55; 60 mm
1 ratchet No 552
2 extensions No 559/8 (200 mm), No 559/16 (400 mm)
1 flexible head No 554
1 sliding head for T-handle No 556
1 bar handle No 558

Code	g
96050103	15731

55a/10/5 Socket set 3/4" □

- in sturdy sheet steel case

Content 15 pieces:
10 sockets with bi-hexagon No 55a:
1 1/16; 1 1/8; 1 1/4; 1 3/8; 1 7/16; 1 1/2; 1 5/8; 1 3/4; 1 13/16; 1 7/8"
1 ratchet No 552
2 extensions No 559/8 (200 mm), No 559/16 (400 mm)
1 sliding head for T-handle No 556
1 bar handle No 558

Code	g
96054101	12620

55a/16/6 Socket set 3/4" □

- in sturdy sheet steel case

Content 22 pieces:
16 sockets with bi-hexagon
No 55a: 7/8; 15/16; 1; 1 1/16; 1 1/8; 1 1/4; 1 5/16; 1 3/8; 1 7/16; 1 1/2; 1 5/8; 1 11/16; 1 3/4; 1 13/16; 1 7/8; 2"
1 ratchet No 552
2 extensions
No 559/8 (200 mm),
No 559/16 (400 mm)
1 flexible head No 554
1 sliding head for T-handle No 556
1 bar handle No 558

Code	g
96054103	16750

ES 55/6/4

- 530 x 350 x 83 mm
- 10 pieces

Code	g
96838174	7875

	No	Content
	55	3/4" **O** 34; 36; 41; 46; 50; 55 mm
	552	3/4" ■
	556	3/4" ■
	558	510 mm
	559/8	3/4" ■ **O** 200 mm

TCS 55/11/6

TCS

- 530 x 350 x 90 mm
- 17 pieces

Code	g
96830221	10100

	No	Content
	55	3/4" **O** 22; 24; 27; 30; 32; 34; 36; 38; 41; 46; 50 mm
	552	3/4" ■
	556	3/4" ■
	558	510 mm
	559/8	3/4" ■ **O** 200 mm
	559/16	3/4" ■ **O** 400 mm
	568	1/2" ■ 3/4" **O**

KG3 Print ES DE EN 2019-11-25.indd 159 25.11.2019 17:42:25

60 Sockets

AS drive HPQ

- DIN 3124/ISO 2725-1
- AS-drive and HPQ® high performance steel up to 36 mm, chrome plated

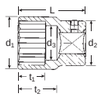

Code	mm	d_1 mm	d_2 mm	d_3 mm	L mm	t_1 mm	t_2 mm	g	
06010030	**30**	42.5	43	27	65	20	33.1	371	2
06010032	**32**	45	43	29	67	24	34.6	374	2
06010034	**34**	47	43	31	67	24	34	398	2
06010036	**36**	49.5	48	33	67	24	33.4	493	2
06010041	**41**	55.5	48	36	70	30	37.5	530	1
06010046	**46**	61	49	40	75	32	43.5	622	1
06010050	**50**	66	48	43	80	34	47.5	707	1
06010055	**55**	72	48	49	85	36	49.5	920	1
06010060	**60**	78	48	53	90	40	56.5	992	1

60 Sockets

- DIN 3124/ISO 2725-1
- Chrome-Alloy-Steel, chrome plated

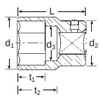

Code	mm	d_1 mm	d_2 mm	d_3 mm	L mm	t_1 mm	t_2 mm	g	
06010065	**65**	87	60	58	105	40	68.5	1917	1
06010070	**70**	94	60	63	110	42	72.5	2210	1
06010075	**75**	101	60	68	115	45	78.5	2525	1
06010080	**80**	108	60	73	120	48	83.5	2865	1

64 INHEX sockets

- DIN 7422
- Chrome Alloy Steel, chrome plated

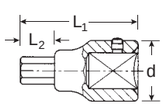

Code	mm	L_1 mm	L_2 mm	d mm	g	
06050014	**14**	85	25	43	390	1
06050017	**17**	85	25	43	417	1
06050019	**19**	85	25	43	445	1
06050022	**22**	90	25	48	661	1
06050024	**24**	90	25	48	719	1
06050027	**27**	90	25	49	827	1

Drive tools and accessories

- 1" □
- finish: Chrome Alloy Steel, chrome plated

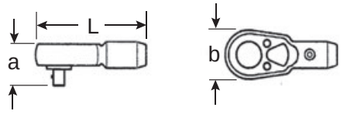

882 Ratchet

QR

- reversible
- 36 teeth
- with QuickRelease safety lock
- for use with bar handle No 888

Code	L mm	b mm	a mm	g	
16110000	185	70	60	1984	1

8820 Spare parts set for ratchet No 882

Content 7 pieces:
1 pinion; 1 pawl; 1 lever; 1 ball; 1 compression spring; 2 screws

Code	g	
19070000	609	1

884 Flexible head

QR

- with QuickRelease safety lock
- for use with bar handle No 888

Code	L mm	d mm	g	
16060000	195	48	1848	1

886 Sliding head

- can be used as a T-handle in combination with bar handle No 888

Code	L mm	d mm	g	
16070000	80	48	616	1

888 Bar handle

Code	L mm	d mm	g	
16170000	700	28	3337	1

KG3 Print ES DE EN 2019-11-25.indd 160 25.11.2019 17:42:31

859 Extensions

- DIN 3123/ISO 3316

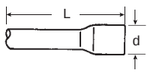

Code	size	L mm	d mm	g	
16010001	**8**	200	43	1004	2
16010002	**16**	410	43	1794	2

866 Reducing adaptor

HPQ

- 1" socket x 3/4" plug (25 x 20)
- maximum torque 1412 N·m
- DIN 3123/ISO 3316
- HPQ® high performance steel

Code	L mm	d mm	g	
16030005	70	43	347	2

60/6/6/882 Socket set 1" □

- in sturdy sheet steel case

Content 12 pieces:
6 sockets with bi-hexagon No 60: 36; 41; 46; 50; 55; 60 mm
1 ratchet No 882
2 extensions No 859/8 (200 mm), No 859/16 (410 mm)
1 flexible head No 884
1 sliding head for T-handle No 886
1 bar handle No 888

Code	g
96060101	19720

60/8/6/882 Socket set 1" □

- in sturdy sheet steel case

Content 14 pieces:
4 sockets with bi-hexagon No 60: 46; 50; 55; 60 mm
4 sockets with hexagon No 60: 65; 70; 75; 80 mm
1 ratchet No 882
2 extensions No 859/8 (200 mm), No 859/16 (410 mm)
1 flexible head No 884
1 sliding head for T-handle No 886
1 bar handle No 888

Code	g
96060103	30000

440 CROW-RING spanners

AS CHROME

- Chrome Alloy Steel, chrome plated
- Caution! Modified settings on torque wrench (refer to note on page 201)

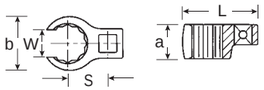

Code	mm	"	L mm	b mm	a mm	S mm	W mm	g	
01190008	**8**	1/4	23.8	12.7	8	12.3	6.3	11	1
01190009	**9**	1/4	28.5	18.2	13.5	14	6.7	21	1
01190010	**10 [1]**	1/4	28.4	18.2	13.5	14	7.1	16	1
01190011	**11**	1/4	28	18.2	13.5	14	8.6	17	1
01190012	**12 [1]**	1/4	30.8	20.6	14	15.7	9	20	1
01190013	**13**	1/4	32	22.2	14	16.4	10	30	1
01190014	**14 [1]**	1/4	31.7	22.2	14	16.4	11.1	20	1
02190015	**15**	3/8	36.5	24.6	17.5	19.1	11.9	34	1
02190016	**16**	3/8	36.1	24.6	17.5	19.1	13	27	1
02190017	**17 [2]**	3/8	39.2	27.3	17.5	20.5	14	40	1
02190018	**18**	3/8	40.8	29	18.5	21.3	14.8	45	1
02190019	**19 [2]**	3/8	40.5	29	18.5	21.3	15.8	40	1
02190020	**20**	3/8	42.9	31.3	18.5	22.5	15.8	54	1
02190021	**21**	3/8	42.8	31.3	18.5	22.5	16.2	45	1
02190022	**22 [2]**	3/8	45.3	33.5	19	23.6	17	57	1
02190023	**23**	3/8	47.5	35.7	19.5	24.6	17.5	71	1
02190024	**24 [2]**	3/8	47.3	35.7	19.5	24.6	18	57	1
02190025	**25**	3/8	49.3	37.7	20	25.7	19	80	1
02190026	**26**	3/8	49.3	37.7	20	25.7	19	63	1
02190027	**27**	3/8	52.8	40	21.4	28.2	20	100	1
02191027	**27MB [3]**	3/8	57.1	42.1	15	29.3	20	92	1
03190028	**28**	1/2	56.8	42.1	22.5	29.3	21	120	1
03190030	**30**	1/2	63	48	22.5	32.5	22	155	1
03190032	**32**	1/2	62.5	48	22.5	32.5	24	145	1
03190034	**34**	1/2	64.2	50	24	33.5	27	146	1
03190036	**36**	1/2	66.5	51.9	24	34.6	27	150	1
03190038	**38**	1/2	68.1	53.9	24	35.6	28.6	147	1
03190040	**40**	1/2	71.8	57.9	24.5	37.7	31	160	1
03190041	**41**	1/2	71.8	57.9	24.5	37.7	31	169	1
03190042	**42**	1/2	71	57.9	24.5	37.7	33.2	189	1
03190046	**46**	1/2	77.7	64.2	26	40.9	34.1	215	1
03190050	**50**	1/2	83.2	70.5	27.5	44.1	39.7	295	1

[1]) for union nuts on fuel injection leads on 4-cylinder Mercedes-Benz diesel engines
[2]) for use on suction or pressure lines within expansion valve of air conditioning unit (Mercedes-Benz)
[3]) slim-line version for setting of electronic injection on 440-HP-engines Mercedes-Benz series OM 442

KG3 Print ES DE EN 2019-11-25.indd 161 25.11.2019 17:42:34

440a CROW-RING spanners

- Chrome Alloy Steel, chrome plated
- Caution! Modified settings on torque wrench (refer to note on page 201)

Code	⌐ "	○ "	L mm	b mm	a mm	S mm	W mm	g	
01490024	**3/8** [1]	1/4	28.4	18.2	13.5	14	7.1	16	1
01490028	**7/16**	1/4	28	18.2	13.5	14	8.6	14	1
01490032	**1/2**	1/4	30.5	20.6	14	15.7	10	19	1
01490034	**9/16**	1/4	31.7	22.2	14	16.4	11.1	23	1
02490036	**5/8**	3/8	36.5	24.6	17.5	19.1	11.9	33	1
02490038	**11/16**	3/8	39.2	27.3	17.5	20.5	14	36	1
02490040	**3/4**	3/8	40.9	29	18.5	21.3	14.2	44	1
02490042	**13/16**	3/8	42.9	31.3	18.5	22.5	15.8	51	1
02490044	**7/8**	3/8	45.2	33.5	19	23.6	17.5	62	1
02490046	**15/16**	3/8	47.2	35.7	19.5	24.6	18.3	63	1
02490048	**1**	3/8	49.3	37.7	20	25.7	19	71	1
02490050	**1 1/16**	3/8	52.8	40	21.4	28.2	20	84	1
03490052	**1 1/8**	1/2	56.8	42.1	22.5	29.3	21	110	1
03490056	**1 1/4**	1/2	62.5	48	22.5	32.5	23.8	137	1
03490058	**1 5/16**	1/2	62.3	48	22.5	32.5	24.6	130	1
03490060	**1 3/8**	1/2	64.2	50	24	33.5	27	138	1
03490062	**1 7/16**	1/2	66.5	51.9	24	34.6	27	143	1
03490064	**1 1/2**	1/2	68.1	53.9	24	35.6	28.6	152	1
03490065	**1 9/16**	1/2	70.1	55.9	24	36.7	29.4	172	1
03490066	**1 5/8**	1/2	71.8	57.9	24.5	37.7	31	169	1
03490068	**1 3/4**	1/2	75.6	62	25.5	39.8	33.2	199	1
03490069	**1 13/16**	1/2	77.7	64.2	26	40.9	34.1	229	1
03490072	**2**	1/2	83.2	70.5	27.5	44.1	39.7	277	1
03490076	**2 1/4**	1/2	91.2	78.7	29.5	48.2	42.8	337	1
03490077	**2 5/16**	1/2	93.3	80.9	30	49.2	43.6	309	1
03490078	**2 3/8**	1/2	95.2	83	30.5	50.2	46	385	1

[1]) for Volvo aero-engines, types "JAS"

440S MJ CROW-RING spanners

- HPQ® high performance steel, chrome plated
- supersedes No 440 MJ
- EN 4108
- for pipe unions with straight cylindrical involute toothing
- Caution! Modified settings on torque wrench (refer to note on page 201)

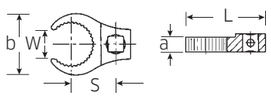

Code	Threaded nut	mm	○ "	L mm	b mm	a mm	S mm	W mm	g	
01211010	**MJ10**	DN04	1/4	31.9	22	8	17	6.5	54	1
01211014	**MJ14**	DN06	1/4	36.5	27	8	19.5	8.5	29	1
02211016	**MJ16**	DN08	3/8	43.8	31	8	24	10.5	46	1
02211018	**MJ18**	DN10	3/8	45.2	33	8	25	13	47	1
02211020	**MJ20**	DN12	3/8	46.2	35	8	26	15	49	1
02211022	**MJ22**	DN14	3/8	48.4	37	9	27	17.5	54	1
02211024	**MJ24**	DN16	3/8	49.5	39	9	28	19.7	56	1
02211027	**MJ27**	DN18	3/8	54.4	44	10	31	21.5	70	1
02211030	**MJ30**	DN20	3/8	60.8	50	10	36	23.7	93	1

540 CROW-FOOT spanners

- Chrome Alloy Steel, chrome plated
- Caution! Modified settings on torque wrench (refer to note on page 201)

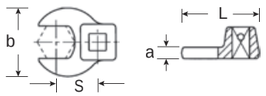

Code	⌐ mm	○ "	L mm	b mm	a mm	S mm	g	
01200008	**8**	1/4	25.5	19.8	6.3	14.6	19	1
01200009	**9**	1/4	25.5	19.8	6.3	14.6	21	1
01200010	**10**	1/4	25.5	19.8	6.3	14.6	20	1
02200011	**11**	3/8	32	22.2	6.3	17.4	36	1
02200012	**12**	3/8	34.3	25.4	6.3	18.2	37	1
02200013	**13**	3/8	34.3	25.4	6.3	17.8	36	1
02200014	**14**	3/8	37.7	30	6.3	20.8	46	1
02200015	**15**	3/8	37.7	30	6.3	20.4	45	1
02200016	**16**	3/8	37.7	30	6.3	19.9	45	1
02200017	**17**	3/8	42.5	38	6.3	23.8	62	1
02200018	**18**	3/8	42.5	38	6.3	22.9	61	1
02200019	**19**	3/8	42.5	38	6.3	22.4	64	1
02200020	**20**	3/8	42.4	38	6.3	25	55	1
02200021	**21**	3/8	44.5	41	6.3	23.6	59	1
02200022	**22**	3/8	44.5	41	6.3	24.2	64	1
02200023	**23**	3/8	44.5	41	6.3	25.8	64	1
02200024	**24**	3/8	44.4	41	6.3	26.3	60	1
02200025	**25**	3/8	47	45	8	26.4	75	1
02200026	**26**	3/8	47	45	8	27.6	80	1
02200027	**27**	3/8	47	45	8	27.6	76	1
02200028	**28**	3/8	50	50	8	29.2	78	1
02200030	**30**	3/8	50	50	8	29.3	84	1
02200032	**32**	3/8	53	57	8	30.5	95	1
02200034	**34**	3/8	54.5	60	8	31.6	107	1
02200036	**36**	3/8	56.5	62	8	32.8	100	1
02200040	**40**	3/8	63	70	8	37.6	130	1
02200041	**41**	3/8	63	70	8	37.2	130	1
02200042	**42**	3/8	63	70	8	37.7	125	1
02200046	**46**	3/8	72	82	8	43.1	191	1
02200050	**50**	3/8	75	88	8	45.4	217	1

1225 Special extension

- 3/8" ■
- offset

Code	L mm	d mm	g	
12250001	150	17	128	5

KG3 Print ES DE EN 2019-11-25.indd 162 25.11.2019 17:42:40

540a CROW-FOOT spanners

- Chrome Alloy Steel, chrome plated
- Caution! Modified settings on torque wrench (refer to note on page 201)

Code	⬡ "	○ "	L mm	b mm	a mm	S mm	g	
01500024	**3/8**	1/4	25.5	19.8	6.3	14.6	17	1
02500028	**7/16**	3/8	32	22.2	6.3	17.2	34	1
02500032	**1/2**	3/8	34.3	25.4	6.3	18.1	37	1
02500034	**9/16**	3/8	37.7	30	6.3	20.9	40	1
02500036	**5/8**	3/8	37.7	30	6.3	20.4	44	1
02500038	**11/16**	3/8	42.5	38	6.3	24.1	62	1
02500040	**3/4**	3/8	42.5	38	6.3	24	66	1
02500042	**13/16**	3/8	42.3	38	6.3	24	59	1
02500044	**7/8**	3/8	44.5	41	6.3	25.8	65	1
02500048	**1**	3/8	47	45	8	26.7	78	1
02500050	**1 1/16**	3/8	47	45	8	27.2	78	1
02500052	**1 1/8**	3/8	50	50	8	28.5	84	1
02500054	**1 3/16**	3/8	50	50	8	29.2	83	1
02500056	**1 1/4**	3/8	53	57	8	30.3	101	1
02500058	**1 5/16**	3/8	53	57	8	31.2	101	1
02500060	**1 3/8**	3/8	54.5	60	8	32.3	105	1
02500062	**1 7/16**	3/8	56.5	62	8	33.1	107	1
02500064	**1 1/2**	3/8	58	65	8	34.5	118	1
02500065	**1 9/16**	3/8	59.5	68	8	35.7	126	1
02500066	**1 5/8**	3/8	63	70	8	37.3	140	1
02500067	**1 11/16**	3/8	63	70	8	37.7	126	1
02500068	**1 3/4**	3/8	68	76	8	40.4	161	1
02500070	**1 7/8**	3/8	72	82	8	42	205	1
02500072	**2**	3/8	75	88	8	44.8	214	1
02500074	**2 1/8**	3/8	75.6	91	10	46	265	1
02500076	**2 1/4**	3/8	80.5	96	10	49.5	297	1
03500078	**2 3/8**	1/2	81.5	96	8	51.3	214	1

447 ○ Adaptor

HPQ AS

- HPQ® high performance steel, gunmetal finish
- Caution! Modified settings on torque wrench (refer to note on page 201)

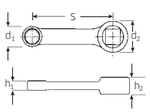

Code	⬡ mm	○ "	d_1 mm	d_2 mm	h_1 mm	h_2 mm	S mm	g	
02181007	**7**	3/8	11.5	19	6	11	50.8	30	1
02181008	**8**	3/8	12.4	19	6	11	50.8	30	1
02181009	**9**	3/8	14	19	8	11	50.8	40	1
02181010	**10**	3/8	15.6	19	8	11	50.8	40	1
02181013	**13**	3/8	19.3	19	9.2	11	50.8	55	1

447a ○ Adaptor

HPQ AS

- SAE AS 954-E
- HPQ® high performance steel, gunmetal finish
- Caution! Modified settings on torque wrench (refer to note on page 201)

Code	⬡ "	○ "	d_1 mm	d_2 mm	h_1 mm	h_2 mm	S mm	g	
02470016	**1/4**	3/8	10.4	19	6	11	50.8	27	1
02470020	**5/16**	3/8	12.4	19	6	11	50.8	29	1
02470024	**3/8**	3/8	14.9	19	8	11	50.8	41	1
02470028	**7/16**	3/8	17	19	8	11	50.8	40	1
02470032	**1/2**	3/8	19	19	9.2	11	50.8	56	1

540a HD CROW-FOOT spanners heavy-duty

- for particularly high loadings, e.g. stainless steel screw fittings
- full use of jaws in conjunction with standard ratchets
- chrome plated
- supplied without ratchet
- Caution! Modified settings on torque wrench (refer to note on page 201)

Code	⬡ "	○ "	L mm	b mm	a mm	S mm	g	
02501024	**3/8**	3/8	39	26	11	24	56	1
02501028	**7/16**	3/8	40	26	11	25	56	1
02501032	**1/2**	3/8	42	30	11	25.8	64	1
02501034	**9/16**	3/8	43.4	32	11	26.8	52	1
02501036	**5/8**	3/8	45	34.8	11	27.7	58	1
02501038	**11/16**	3/8	47.2	38	11	28.6	69	1
02501040	**3/4**	3/8	49	41	11	29.6	94	1
02501042	**13/16**	3/8	51	46.4	11	30.5	113	1
02501044	**7/8**	3/8	52	48	11	31.3	99	1
02501046	**15/16**	3/8	54	51.2	11	32.3	129	1
02501048	**1**	3/8	56	53.4	11	33.2	133	1
02501050	**1 1/16**	3/8	57	53.8	11	34.1	124	1
02501052	**1 1/8**	3/8	59	53.8	11	35	128	1
02501054	**1 3/16**	3/8	60	56	11	35.9	144	1
02501058	**1 5/16**	3/8	63	56	11	27.9	156	1
02501056	**1 1/4**	3/8	62	60	11	36.8	153	1
02501060	**1 3/8**	3/8	65	62	11	38.7	178	1
02501062	**1 7/16**	3/8	66.5	66	11	39.6	172	1
03501064	**1 1/2**	1/2	76	70	16	45	310	1
03501069	**1 13/16**	1/2	85	84	16	49.6	400	1
03501072	**2**	1/2	89	90	16	52.3	451	1
03501074	**2 1/8**	1/2	91.5	92.8	16	54.2	460	1
03501075	**2 3/16**	1/2	93	96	16	55.1	480	1
03501076	**2 1/4**	1/2	95	99	16	56	500	1

447aSP ○ Adaptor

HPQ

- for external Spline-Drive screws
- MS-33787, MIL-W-8982
- HPQ® high performance steel, gunmetal finish
- Caution! Modified settings on torque wrench (refer to note on page 201)

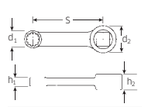

Code	Spline size	○ "	⬡ "	d_1 mm	d_2 mm	h_1 mm	h_2 mm	S mm	g	
02480014	**7**	3/8	**7/32**	9.4	19	6	11	50.8	28	1
02480016	**8**	3/8	**1/4**	10.4	19	6	11	50.8	27	1
02480018	**9**	3/8	**9/32**	11.5	19	6	11	50.8	29	1
02480020	**10**	3/8	**5/16**	12.4	19	6	11	50.8	29	1
02480024	**12**	3/8	**3/8**	14.9	19	8	11	50.8	38	1
02480028	**14**	3/8	**7/16**	17	19	9.2	11	50.8	39	1
02480032	**16**	3/8	**1/2**	19	19	9.2	11	50.8	59	1
02480034	**18**	3/8	**9/16**	21	19	9.2	11	50.8	55	1
02480036	**20**	3/8	**5/8**	23	19	12	11	50.8	74	1

KG3 Print ES DE EN 2019-11-25.indd 163 25.11.2019 17:42:44

No	Box No	mm	Box Code	Tray Code
40/9/4, 40D/9/4	**40/9KN**	227x131x57	**81 25 10 19**	**83 01 30 12**
40/13/6	**40/9KN**	227x131x57	**81 25 10 19**	**83 01 20 80**
40/13/6QR	**40/9KN**	227x131x57	**81 25 10 19**	**83 01 21 82**
40/44/17/5	**40/9KN**	227x131x57	**81 25 10 19**	**83 01 20 81**
40/44/17/5QR	**40/9KN**	227x131x57	**81 25 10 19**	**83 02 20 84**
40/23/7, 40D/23/7	**45/1KN**	322x134x57	**81 26 10 11**	**83 01 20 17**
40/23/6N, 40D/23/6	**40/9KN**	227x131x57	**81 25 10 19**	**83 01 20 14**
40/23/6QR	**40/9KN**	227x131x57	**81 25 10 19**	**83 01 10 15**
40/24/6	**40/9KN**	227x131x57	**81 25 10 19**	**83 01 20 82**
40/24/6QR	**40/9KN**	227x131x57	**81 25 10 19**	**83 01 20 83**
40ma/25/8	**45/1KN**	322x134x57	**81 26 10 11**	**83 01 20 35**
40ma/25/8QR	**45/1KN**	322x134x57	**81 26 10 11**	**83 01 20 06**
40/45/36/12	**40/7KN**	413x230x57	**81 25 10 14**	**83 01 20 10**
40/52/27/11	**50/4KN**	454x253x64	**81 27 10 34**	**83 01 20 04** **83 01 20 05**
40TX/44KTX/15/6	**40/9KN**	227x131x57	**81 25 10 19**	**83 01 20 07**
88TX	**45/1KN**	322x134x57	**81 26 10 11**	**83 02 20 17**
89TX	**40/7KN**	413x230x57	**81 25 10 14**	**83 09 20 13**
86TX	**50/6KN**	481x288x82	**81 27 10 19**	**83 01 20 02** **83 01 10 03**
40a/9/4, 40aD/9/4	**40/9KN**	227x131x57	**81 25 10 19**	**83 01 20 13**
40aD/12/7QR	**40/9KN**	227x131x57	**81 25 10 19**	**83 01 21 16**
40aD/30/7QR	**40/7KN**	413x230x57	**81 25 10 14**	**83 01 21 12**
40aD/8/1H	**40/9KN**	227x131x57	**81 25 10 19**	**83 01 21 07**
4008/27/1R	**45/1KN**	322x134x57	**81 26 10 11**	**83 18 10 01**
415QR N/7	**40/9KN**	227x131x57	**81 25 10 19**	**83 32 30 06**
45/11/4, 456/11/4	**45/1KN**	322x134x57	**81 26 10 11**	**83 02 20 13**
45/14/5i, 456/14/5i	**45/1KN**	322x134x57	**81 26 10 11**	**83 02 20 80**
45/14/5iQR	**45/1KN**	322x134x57	**81 26 10 11**	**83 02 20 81**
45/13/5, 456/13/5	**45/1KN**	322x134x57	**81 26 10 11**	**83 02 20 45**
45ma/28/5	**40/7KN**	413x230x57	**81 25 10 14**	**83 02 20 27**
45ma/28/5QR	**40/7KN**	413x230x57	**81 25 10 14**	**83 02 20 07**
45/49/19/5, 456/49/19/5	**40/7KN**	413x230x57	**81 25 10 14**	**83 02 20 21**
89	**50/6KN**	481x288x82	**81 27 10 19**	**83 02 11 18**
45/41/9	**50/5**	530x265x50	**81 27 00 05**	**83 02 02 02**
45TX/7			**–**	**83 06 00 15**
49TX/8			**–**	**83 06 00 14**
45TX/49TX/15/5	**40/7KN**	413x230x57	**81 25 10 14**	**83 02 20 19**
45/49/32/5TX	**40/7KN**	413x230x57	**81 25 10 14**	**83 02 20 09**
45a/12/5	**45/1KN**	322x134x57	**81 26 10 11**	**83 02 20 06**
45a/14/8QR	**50/4KN**	454x253x64	**81 27 10 34**	**83 02 20 12**

No	Box No	mm	Box Code	Tray Code
45a/22/8QR	**50/4KN**	454x253x64	**81 27 10 34**	**83 02 21 12**
45a/33/13	**50/5**	530x265x50	**81 27 00 05**	**83 02 02 13**
435QR N/6	**45/1KN**	322x134x57	**81 26 10 11**	**83 23 30 12**
52/9/3	**50/3KN**	413x226x64	**81 27 10 13**	**83 03 14 25**
50/12/3, 52/12/3	**50/3KN**	413x226x64	**81 27 10 13**	**83 03 14 12**
54/10	**40/9KN**	227x131x57	**81 25 10 19**	**83 03 24 03**
54/12	**45/1KN**	322x134x57	**81 26 10 11**	**83 03 44 09**
54CV/9	**40/9KN**	227x131x57	**81 25 10 19**	**83 03 34 09**
3054X/54X/8	**40/9KN**	227x131x57	**81 25 10 19**	**83 03 36 12**
54/8/4	**40/7KN**	413x230x57	**81 25 10 14**	**83 03 34 13**
52/16/5	**50/4KN**	454x253x64	**81 27 10 34**	**83 03 54 09**
50/16/6, 52/16/6	**50/4KN**	454x253x64	**81 27 10 34**	**83 03 24 80**
50/16/6QR, 52/16/6QR	**50/4KN**	454x253x64	**81 27 10 34**	**83 03 24 81**
50/22/6, 52/22/6	**50/4KN**	454x253x64	**81 27 10 34**	**83 03 14 07**
50ma/39/6N	**50/5**	530x265x50	**81 27 00 05**	**83 03 14 26**
50ma/39/6QR	**50/5**	530x265x50	**81 27 00 05**	**83 03 14 05**
50/54/25/6, 52/54/25/6	**50/4KN**	454x253x64	**81 27 10 34**	**83 03 24 17**
50/54/25/6QR, 52/54/25/6QR	**50/4KN**	454x253x64	**81 27 10 34**	**83 03 24 00**
50/43/7	**50/5**	530x265x50	**81 27 00 05**	**83 03 05 11**
87, 876	**50/6KN**	481x288x82	**81 27 10 19**	**83 09 31 11** **83 09 32 11**
50TX/7			**–**	**83 06 00 09**
50TX/8	**40/9KN**	227x131x57	**81 25 10 19**	**83 03 34 11**
54TX/9			**–**	**83 06 00 10**
54TX/10	**40/9KN**	227x131x57	**81 25 10 19**	**83 03 24 02**
54TX/59TX/12/1	**40/7KN**	413x230x57	**81 25 10 14**	**83 06 10 12**
54TXB/9			**–**	**83 06 00 10**
54TXB/10	**40/9KN**	227x131x57	**81 25 10 19**	**83 03 24 02**
50TX/16/5	**50/3KN**	413x226x64	**81 27 10 13**	**83 03 24 13**
876TX	**50/6KN**	481x288x82	**81 27 10 19**	**83 09 20 11**
50a/17/6	**50/4KN**	454x253x64	**81 27 10 34**	**83 03 14 41**
87a	**50/6KN**	481x288x82	**81 27 10 19**	**83 09 11 12** **83 09 12 12**
512QR N/7	**50/3KN**	413x226x64	**81 27 10 13**	**83 32 30 02**
55/10/6	**55/7**	575x220x86	**81 29 00 08**	**83 04 00 02**
55/9/6N	**55/7**	575x220x86	**81 29 00 08**	**83 04 00 01**
55a/10/5	**55/6**	520x160x86	**81 29 00 07**	**83 04 00 03**
55a/16/6	**55/7**	575x220x86	**81 29 00 08**	**83 04 00 04**
60/6/6/882	**60/1**	785x173x90	**81 30 00 01**	**–**
60/8/6/882	**60/2**	785x200x122	**81 30 00 02**	**–**
12171/19/4 VDE, 12179/9/4 VDE	**50/6KN VDE**	481x288x82	**81 27 20 19**	**–**

KG3 Print ES DE EN 2019-11-25.indd 164 25.11.2019 17:42:45

Made in Germany

3

CONVENIENT.

Do you need empty cases? If so, include the appropriate hard-foam inlays from STAHLWILLE in your order. Together with the new tool cases, they ensure an exact fit and, as a result, excellent protection for your tools.

STAHLWILLER

4 IMPACT SOCKETS, BITS

IMPACT sockets, adaptors and sets
>> Page 168

Bits and accessory tools
>> Page 176

IMPACT driver and set
>> Page 185

Applying controlled force.
STAHLWILLE IMPACT.

Made in Germany

All the tools in the IMPACT product range have been designed for particularly heavy-duty work in conjunction with compressed air and electric power and impact screwdrivers. Especially in conjunction with power impact tools, they feature extremely good load-bearing capacity and very long lifetimes. The name IMPACT is a by-word in all fields of industry and the trades for leading-edge quality made by professionals for professionals.

RESILIENT.

IMPACT sockets are made from high-grade chrome alloy steel. They are hardened in an oil bath to ensure they are normalised and non-warping, making them extremely accurate tools with very close tolerances.

GENTLE.

The special IMPACT sockets with the plastic sleeve enable quick wheel changes while protecting sensitive light alloy rims.

VERSATILE.

IMPACT quality is available individually or in sets. Whatever a specialist chooses for the task, the extensions, adaptors, joints and sockets will always fit – perfectly. Combine them as you need them. It's as simple as that.

SAFE.

All IMPACT sockets have a straight-through central bore for the locking pin and a deep groove for the O-ring to improve grip. The locking pin is not under load during use.

CLOSE-FITTING.

The remarkable fitting accuracy, which is due to very tight tolerances, guarantees minimum loss of force as the impact is transferred from the impact screwdriver to the socket insert and also guarantees dramatically improved durability.

IMPACT sockets

- 1/2" O-drive

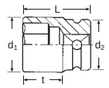

50IMP — IMPACT sockets

- 1/2" O-drive
- DIN 3129/ISO 1711-2
- for power drivers
- Chrome Alloy Steel, gunmetal finish

Code	mm	d_1 mm	d_2 mm	L mm	t mm	g	
23010008	**8**	14.3	25	38	21.5	86	10
23010010	**10**	16.8	25	38	21.5	89	10
23010011	**11**	18.1	25	38	21.5	88	10
23010012	**12**	19.5	25	38	21.5	88	10
23010013	**13**	20.8	25	38	21.5	85	10
23010014	**14**	22.1	25	38	21.5	86	10
23010015	**15**	23.5	30	38	23	132	10
23010016	**16**	24.8	30	38	23	130	10
23010017	**17**	26.2	30	38	22.9	132	10
23010018	**18**	27.5	30	38	22.6	130	10
23010019	**19**	28.8	30	40	24.6	133	10
23010021	**21**	31.3	30	40	23	135	10
23010022	**22**	32.5	30	42	25	141	10
23010023	**23**	33.8	30	40	24.5	144	5
23010024	**24**	35	30	44	28	164	5
23010025	**25**	36.3	30	44	25	167	5
23010027	**27**	38.8	30	45	29	190	5
23010030	**30**	42	30	50	34	199	5
23010032	**32**	44	30	50	34	210	5

50IMP/6/2 — IMPACT set

content 12 pieces:
6 sockets No 50 IMP: 13; 17; 19; 21; 22; 24 mm
1 extension No 509/5IMP
1 universal joint No 510IMP for powerdrivers
1 each rubber ring No 5091/1 IMP, 5091/2 IMP
1 each connecting pin No 5092/1 IMP, 5092/2 IMP

Code	g	
96231101	1810	1

50D IMP — IMPACT sockets

- 1/2" O--drive
- DIN 3129/ISO 1711-2
- for power drivers
- Chrome Alloy Steel, gunmetal finish

Code	mm	d_1 mm	d_2 mm	L mm	t mm	g	
23011032	**32**	44	30	50	27	251	5
23011036	**36**	49	35	50	28.5	313	1

51IMP — IMPACT sockets

- 1/2" O-drive
- ISO 1711-2
- for power drivers
- extra deep
- Chrome Alloy Steel, gunmetal finish

Code	mm	d_1 mm	d_2 mm	L mm	t mm	g	
23020013	**13**	20.8	25	85	68.5	222	5
23020015	**15**	23.5	30	85	68	340	5
23020016	**16**	24.8	30	85	68	338	5
23020017	**17**	26.2	30	85	68	318	5
23020018	**18**	27.5	30	85	68	309	5
23020019	**19**	28.8	30	85	67.5	292	5
23020021	**21**	31.3	30	85	66.5	291	5
23020022	**22**	32.5	30	85	66.5	323	5
23020024	**24**	35	30	85	66	340	5
23020027	**27**	38.8	30	85	65	385	5

TCS 50IMP/51IMP/19

TCS

- 170 x 350 x 50 mm
- 19 pieces

Code	g
96838777	3960

	No	Content
	50IMP	1/2" O 10; 13; 15; 16; 17; 18; 19; 21; 22; 24; 27 mm
	51IMP	1/2" O 13; 15; 17; 18; 19; 21; 22; 24 mm

TCS 54IMP/2307TX/15

TCS

- 175 x 350 x 40 mm
- 15 pieces



Code	g
96838792	1285

	No	Content
	54IMP	1/2" O 5; 6; 7; 8; 10; 12; 14; 17; 19 mm
	2307TX	1/2" O sizes T30; T40; T45; T50; T55; T60

TCS 50IMP/19/2

TCS

- 175 x 350 x 50 mm
- 21 pieces

Code	g
96838791	3055

	No	Content
	50IMP	8; 10; 11; 12; 13; 14; 15; 16; 17; 18; 19; 21; 22; 23; 24; 25; 27; 30; 32 mm
	509/5IMP	1/2" ■ O 125 mm
	510IMP	1/2" ■ O 68 mm

KG4 Print ES DE EN 2019-11-14.indd 170 14.11.2019 12:18:40

54IMP IMPACT INHEX sockets

- 1/2" ▢-drive
- for hexagon socket head screws
- for power drivers
- Chrome Alloy Steel, gunmetal finish

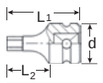

Code	mm	L_1 mm	L_2 mm	d mm	g	
23050005	**5**	38	15	25	58	5
23050006	**6**	38	15	25	59	5
23050007	**7**	38	15	25	60	5
23050008	**8**	38	15	25	60	5
23050010	**10**	40	17	25	70	5
23050012	**12**	42	19	30	111	5
23050014	**14**	43	20	30	118	5
23050017	**17**	45	22	30	134	5
23050019	**19**	50	27	30	164	5

54IMP/9 IMPACT set INHEX sockets

content 13 pieces:
5; 6; 7; 8; 10; 12; 14; 17; 19 mm
1 each rubber ring No 5091/1 IMP, 5091/2 IMP
1 each connecting pin No 5092/1 IMP, 5092/2 IMP

Code	g	
96231501	1208	1

2309 IMPACT sockets

- 1/2" ▢-drive
- for power drivers
- extra deep
- with reduced outside diameter
- Chrome Alloy Steel, gunmetal finish

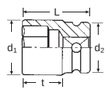

Code	mm	d_1 mm	d_2 mm	L mm	t mm	g	
23090017	**17**	25.7	30	85	68	242	5
23090019	**19**	28.2	30	85	67.5	257	5
23090221	**21**	30.7	30	85	66.5	272	5
23090022	**22**	32	30	85	66.5	311	5

for wheel nuts

ES 2309/4

- 175 x 175 x 40 mm
- 4 pieces

Code	g
96838162	1145

	No	Content
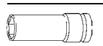	**2309**	1/2" ▢ 17; 19; 21; 22 mm

2309K Wheel nut sockets

- 1/2" ▢-drive
- with plastic sleeve
- sleeve extension protects not only wheel bolts and nuts but also the wheel and holes

Code	mm	L mm	∅ mm	g	
23091017	**17**	86	27	235	1
23091019	**19**	86	29	250	1
23091221	**21**	86	31	265	1

ES 2309K/3

- 175 x 175 x 40 mm
- 3 pieces

Code	g
96838260	800

	No	Content
	2309K	1/2" ▢ 17; 19; 21 mm

2307TX IMPACT sockets

- 1/2" ▢-drive
- inside TORX®
- for power drivers
- Chrome Alloy Steel, gunmetal finish

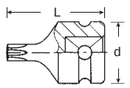

Code	size	mm	d mm	L mm	g	
23070030	**T30**	5.5	25	40	57	5
23070040	**T40**	6.6	25	40	58	5
23070045	**T45**	7.8	25	40	59	5
23070050	**T50**	8.8	25	40	57	5
23070055	**T55**	11.2	25	40	61	5
23070060	**T60**	13.2	25	40	66	5

2308TX IMPACT sockets

- 1/2" ▢-drive
- external TORX®
- for power drivers
- Chrome Alloy Steel, gunmetal finish

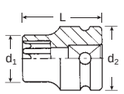

Code	size	mm	d_1 mm	d_2 mm	L mm	g	
23080010	**E10**	9.4	14	25	38	67	10
23080012	**E12**	11.1	15.9	25	38	73	10
23080014	**E14**	12.9	17.7	25	38	73	10
23080016	**E16**	14.7	20	25	38	77	10
23080018	**E18**	16.6	22	30	38	115	10
23080020	**E20**	18.4	24.5	30	38	120	10
23080024	**E24**	22.1	30	30	41.2	149	10

KG4 Print ES DE EN 2019-11-14.indd 171 14.11.2019 12:18:43

Accessory tools for IMPACT sockets

- 1/2" ○-drive
- outside ■ E 12.5, inside ○ G 12.5
- Finish: Chrome Alloy Steel, gunmetal finish

509IMP Extensions

Code	size	L mm	d mm	g	
33010001	**2**	52	30	155	5
33010002	**5**	130	30	271	5
33010003	**10**	255	30	452	5

510IMP Universal joint

Code	L mm	d mm	g	
33020000	52	32	228	5

513IMP Reducing adaptor

Code	○ "	■ "	L mm	d mm	g	
33030002	1/2	3/8	37	30	109	5

514IMP Extending adaptor

Code	○ "	■ "	L mm	d mm	g	
33030005	1/2	3/4	49	30	174	5

5091 Rubber rings

Code	size	g	
39011940	**1IMP** [1])	1	10
39012440	**2IMP** [2])	2	10

[1]) for socket 8–14 mm, TORX® sizes E10–E16, sizes T30–T60
[2]) for socket 15–32 mm, TORX® sizes E18–E24 and accessories

5092 Connecting pins

Code	size	g	
39022030	**1IMP** [1])	1	10
39022530	**2IMP** [2])	2	10

[1]) for socket 8–14 mm, TORX® size E10–E16, size T30–T60
[2]) for socket 15–32 mm, TORX® size E18–E24 and accessories

IMPACT sockets

- 3/4" ○-drive

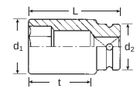

55IMP ○ IMPACT sockets

- 3/4" ○-drive
- DIN 3129/ISO 1711-2
- for power drivers
- Chrome Alloy Steel, gunmetal finish

Code	○ mm	d_1 mm	d_2 mm	L mm	t mm	g	
25010017	**17**	29	44	48	23	365	5
25010018	**18**	30.5	44	48	23	345	5
25010019	**19**	32	44	48	23	359	5
25010021	**21**	35	44	50	25	375	5
25010022	**22**	36.5	44	50	25	377	5
25010024	**24**	39.5	44	50	24.5	382	5
25010027	**27**	43.5	44	51	24.5	387	5
25010028	**28**	45	44	54	27	417	5
25010029	**29**	46	44	54	26.5	425	5
25010030	**30**	47.4	44	54	26.5	438	2
25010032	**32**	49.9	44	54	26	456	2
25010033	**33**	51.5	44	54	25.5	477	2
25010034	**34**	52.4	44	54	29	490	2
25010036	**36**	54.9	44	57	32	545	2
25010038	**38**	58	44	58	33	600	2
25010041	**41**	57	44	59	34.5	500	1
25010046	**46**	67	44	64	36.5	746	1

56IMP ○ IMPACT sockets

- 3/4" ○-drive
- ISO 1711-2
- for power drivers
- extra deep
- Chrome Alloy Steel, gunmetal finish

Code	○ mm	d_1 mm	d_2 mm	L mm	t mm	g	
25020017	**17**	32	44	90	75	783	2
25020019	**19**	32	44	90	75	780	2
25020021	**21**	35	44	100	75	895	2
25020022	**22**	36.5	44	100	75	854	2
25020024	**24**	39.5	44	100	74.5	838	2
25020027	**27**	43.5	44	100	72.5	800	2
25020030	**30**	47.4	44	100	72.5	860	2
25020032	**32**	49.9	44	100	72	922	2
25020034	**34**	52.4	44	100	71.5	983	2
25020036	**36**	54.9	44	100	71	1038	2
25020041	**41**	54.9	44	100	64	899	1
25020046	**46**	67	44	100	64	1340	1

2509 ○ IMPACT sockets

- 3/4" ○-drive
- for power drivers
- extra deep
- with reduced diameter
- Chrome Alloy Steel, gunmetal finish

Code	○ mm	d_1 mm	d_2 mm	L mm	t mm	g	
25090027	**27**	40.5	44	100	72.5	672	2
25090030	**30**	44.3	44	100	72.5	728	2
25090032	**32**	46.8	44	100	72	778	2
25090033	**33**	48	44	100	72	803	2

for Trilex wheels

KG4 Print ES DE EN 2019-11-14.indd 172 14.11.2019 12:18:45

Accessory tools for IMPACT sockets

- 3/4" O-drive
- outside ■ F 20, inside O H 20
- Finish: Chrome Alloy Steel, gunmetal finish

560IMP Extensions

Code	size	L mm	d mm	g	
35010001	**7**	180	44	805	5
35010002	**10**	250	44	1050	5
35010003	**13**	330	44	1305	5

561IMP Universal joint

Code	L mm	d mm	g	
35020000	99	44	657	2

568IMP Reducing adaptor

Code	O "	■ "	L mm	d mm	g	
35030003	3/4	1/2	56	44	335	5

569IMP Extending adaptor

Code	O "	■ "	L mm	d mm	g	
35030006	3/4	1	65	44	477	5

5591IMP Rubber ring

Code	g	
39013650	3	10

for sockets and accessories

5592IMP Connecting pin

Code	g	
39023540	3	10

for sockets and accessories

IMPACT sockets

- 1" O-drive

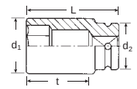

60IMP IMPACT sockets

- 1" O-drive
- DIN 3129/ISO 1711-2
- for power drivers
- Chrome Alloy Steel, gunmetal finish

Code	O mm	d_1 mm	d_2 mm	L mm	t mm	g	
26010024	**24**	41.5	54	58	28	638	2
26010027	**27**	45	54	60	30	654	2
26010030	**30**	49	54	62	32	688	2
26010032	**32**	51.5	54	63	32	694	2
26010033	**33**	52.5	54	63	31.5	695	2
26010036	**36**	56.5	54	67	34.5	754	2
26010038	**38**	59	54	70	37	836	2
26010041	**41**	63	54	70	36.5	892	2
26010042	**42**	64.5	54	73	39	970	1
26010046	**46**	69.5	54	76	41	1106	1
26010050	**50**	74.5	54	82	52	1362	1
26010055	**55**	81	54	87	57	1669	1
26010060	**60**	87	54	91	61	1960	1
26010065	**65**	92	54	85	55	1678	1
26010070	**70**	96	54	88	43	1803	1
26010075	**75**	100	86	92	50	2674	1
26010080	**80**	105	86	97	55	2949	1

66IMP IMPACT sockets

- 1" O-drive
- ISO 1711-2
- for power drivers
- extra deep
- Chrome Alloy Steel, gunmetal finish

Code	O mm	d_1 mm	d_2 mm	L mm	t mm	g	
26020024	**24**	41.5	54	110	80	1431	2
26020027	**27**	45	54	110	80	1393	2
26020030	**30**	49	54	110	79.5	1338	2
26020032	**32**	51.5	54	110	79	1296	2
26020033	**33**	52.5	54	110	78.5	1274	2
26020036	**36**	56.5	54	110	78	1312	2
26020038	**38**	59	54	110	77	1355	2
26020041	**41**	63	54	110	76	1504	2
26020046	**46**	69.5	54	110	72	1711	2

2609 IMPACT sockets

- 1" O-drive
- for power drivers
- extra deep
- with reduced outside diameter
- Chrome Alloy Steel, gunmetal finish

Code	O mm	d_1 mm	d_2 mm	L mm	t mm	g	
26090027	**27**	42.3	54	110	80	1001	2
26090030	**30**	46	54	110	79.5	1047	2
26090032	**32**	48.5	54	110	79	1015	2
26090033	**33**	49.8	54	110	78.5	1102	2

for wheel nuts

KG4 Print ES DE EN 2019-11-14.indd 173 14.11.2019 12:18:47

Accessory tools for IMPACT sockets

- 1" ○-drive
- outside ■ F 25, inside ○ H 25
- Finish: Chrome Alloy Steel, gunmetal finish

859IMP Extensions

Code	size	L mm	d mm	g	
36010001	**7**	180	54	1361	2
36010002	**13**	330	54	2168	2

871IMP Universal joint

Code	L mm	d mm	g	
36020000	125	54	1244	1

865IMP Extending adaptor

Code	○ "	■ "	L mm	d mm	g	
36030007	1	1 1/2	85	54	986	1

866IMP Reducing adaptor

Code	○ "	■ "	L mm	d mm	g	
36030005	1	3/4	70	54	565	2

6091IMP Rubber ring

Code	g	
39014850	8	10

for sockets up to 70 mm and accessories

6092IMP Connecting pin

Code	g	
39025050	7	10

for sockets up to 70 mm and accessories

IMPACT sockets

- 1 1/2" ○-drive

to be discontinued

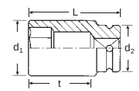

70IMP ○ IMPACT sockets

- 1 1/2" ○-drive
- DIN 3129
- for power drivers
- Chrome Alloy Steel, gunmetal finish

Code	○ mm	d_1 mm	d_2 mm	L mm	t mm	g	
27010055	**55**	86	86	89	42	2482	1
27010060	**60**	92	86	92	50	2743	1
27010065	**65**	100	86	96	54	3249	1
27010070	**70**	105	86	101	59	3541	1
27010075	**75**	109	86	105	63	3746	1
27010080	**80**	115	86	110	68	4162	1
27010085	**85**	121	86	116	74	4661	1
27010090	**90**	130	86	118	76	5382	1
27010095	**95**	135	127	118	76	7500	1
27010100	**100**	140	127	125	83	8000	1
27010105	**105**	150	127	125	83	9000	1
27010110	**110**	155	127	137	95	10500	1
27010115	**115**	160	127	137	95	10016	1
27010120	**120**	165	127	145	103	12000	1

Accessory tools for IMPACT sockets

- 1 1/2" ○-drive
- outside ■ F 40, inside ○ H 40
- Finish: Chrome Alloy Steel, gunmetal finish

to be discontinued

759IMP Extensions

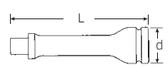

Code	size	L mm	d mm	g	
37010001	**10**	254	86	5500	1
37010002	**13**	330	86	7000	1
37010003	**15**	381	86	8000	1

771IMP Universal joint

Code	L mm	d mm	g	
37020000	164.2	86	4197	1

KG4 Print ES DE EN 2019-11-14.indd 174 14.11.2019 12:18:50

768IMP Extending adaptor

Code	O "	■ "	L mm	d mm	g	
37030006	1 1/2	2 1/2	93	86	3142	1

867IMP Reducing adaptor

Code	O "	■ "	L mm	d mm	g	
36030006	1 1/2	1	111.5	86	2180	1

also for MULTIPOWER No MP300-5000 (page 233)

7091 Rubber rings

Code	size	g	
39013870	**1IMP [1])**	15	1
39013875	**2IMP [2])**	20	1

[1]) for sockets 70IMP 55-90 mm, 60IMP 75 and 80 mm and accessories
[2]) for sockets 95-120 mm

7092 Connecting pins

Code	size	g	
39023870	**1IMP [1])**	16	1
39023875	**2IMP [2])**	25	1

[1]) for sockets 70IMP 55-90 mm, 60IMP 75 and 80 mm and accessories
[2]) for sockets 95-120 mm

IMPACT sockets

- 2 1/2" O-drive

to be discontinued

80IMP IMPACT sockets

- 2 1/2" O-drive
- DIN 3129
- for power drivers
- Chrome Alloy Steel, gunmetal finish

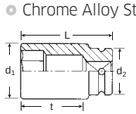

Code	O mm	d_1 mm	d_2 mm	L mm	t mm	g	
28010075	**75**	115	127	125	67	7500	1
28010080	**80**	115	127	125	67	7000	1
28010085	**85**	127	127	130	67	7490	1
28010090	**90**	135	127	132	74	8000	1
28010095	**95**	140	127	132	74	8000	1
28010100	**100**	145	127	141	83	9000	1
28010105	**105**	150	127	141	83	9000	1
28010110	**110**	160	127	150	92	11000	1
28010115	**115**	165	127	150	92	11000	1
28010120	**120**	170	127	158	100	12000	1

Accessory tools for IMPACT sockets

- 2 1/2" O-drive
- outside ■ F 63, inside O H 63
- Finish: Chrome Alloy Steel, gunmetal finish

to be discontinued

860IMP Extensions

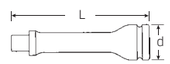

Code	size	L mm	d mm	g	
38010001	**12**	315	127	16000	1
38010002	**18**	457	127	22000	1
38010003	**24**	610	127	28500	1

868IMP Reducing adaptor

Code	O "	■ "	L mm	d mm	g	
38030005	2 1/2	1 1/2	145	27	7000	1

8091/1IMP Rubber ring

Code	g	
39016395	37	1

for sockets and accessories

8092/1IMP Connecting pin

Code	g	
39026397	42	1

for sockets and accessories

Always that bit better.
The STAHLWILLE range of bits.

Made in Germany

The bit that fits – always. Because STAHLWILLE offers a wide range of drive profiles: slotted, cross-head, POZIDRIV/SUPADRIV®, female TORX®, TORX PLUS®, spline head, female hexagon drive, TRI-WING®, TORQ-SET® and female star-head screws with a centring pin. Our Made in Germany production processes, coupled with the special hardening methods and high-alloy steels, guarantee a long service life. On request, selected STAHLWILLE bits are also available in practical sets – and with the matching drive tools, such as the bit ratchet with 80 teeth and steel handle for confined working spaces.





GRAB IT AND GO.

Ten bits in the convenient pocket-sized 1203 format – or twice that amount in the sturdy 1202 Bit Box. These compact STAHLWILLE bit boxes put the tools right where you need them. Made, of course, in Germany as premium quality tools.

COMPACT.

Instant recognition. Arranged in sturdy plastic cases, all the most important bits and sockets are instantly accessible.

TORSION ZONE.

Thanks to the specially developed shape of STAHLWILLE torsion bits, the impact from battery-powered percussion screwdrivers up to 70 N·m is absorbed, achieving a far longer service lifetime for the profile than with normal bits.

CONVENIENT.

STAHLWILLE offers a particularly wide range of bits. Particularly convenient: in the event that individual bits get lost, they can easily be reordered as separate items.

- Slotted
- Female spline XZN®
- Phillips Recess® (cross-head)
- Internal hex
- POZIDRIV® SUPADRIV®
- TRI-WING®
- Female TORX®
- TORQ-SET®
- Female TORX® with central bore
- Female star-head with central bore
- TORX PLUS®

4,5°

80

Perfectly suited for tight spaces where manageability and efficiency are essential requirements. The steel-handled fine-tooth bit ratchet has the ideal slim, compact shape and features the special 80-tooth mechanism.

1220-1223 1231-1234 Bits

- DIN 3128
- for Phillips screws

Code	No	PH size	⬢	"	L mm	g	
08010000	**1220**	0	C 6.3	1/4	25	5	10
08010001	**1221**	1	C 6.3	1/4	25	5	10
08010002	**1222**	2	C 6.3	1/4	25	5	10
08010003	**1223**	3	C 6.3	1/4	25	5	10
08030001	**1231**	1	C 8	5/16	32	9	10
08030002	**1232**	2	C 8	5/16	32	10	10
08030003	**1233**	3	C 8	5/16	32	10	10
08030004	**1234**	4	C 8	5/16	32	12	10

outside ⬢ DIN 3126/ISO 1173
Phillips-Recess® DIN 5260
extra hard for self tapping
and other hardened screws

PZ1221-1223 Bits

- for POZIDRIV/SUPADRIV® screws
- extra hard

Code	No	PZ size	⬢	"	L mm	g	
08050001	**PZ1221**	1	C 6.3	1/4	25	5	10
08050002	**PZ1222**	2	C 6.3	1/4	25	5	10
08050003	**PZ1223**	3	C 6.3	1/4	25	5	10

outside ⬢ DIN 3126/ISO 1173

1160-1169 Bits

- DIN 3127/ISO 2351
- for slotted screws

Code	No	a x b mm	⬢	"	L mm	g	
08070120	**1160**	0.5 x 3.0	C 6.3	1/4	25	4	10
08070121	**1161**	0.5 x 4.0	C 6.3	1/4	25	4	10
08070122	**1162**	0.6 x 3.5	C 6.3	1/4	25	4	10
08070123	**1163**	0.6 x 4.5	C 6.3	1/4	25	4	10
08070124	**1164**	0.8 x 4.0	C 6.3	1/4	25	4	10
08070125	**1165**	0.8 x 5.5	C 6.3	1/4	25	6	10
08070126	**1166**	1.0 x 5.5	C 6.3	1/4	25	4	10
08070130	**1166/1**	1.2 x 6.5	C 6.3	1/4	25	6	10
08070127	**1167**	1.2 x 8.0	C 6.3	1/4	25	6	5
08070128	**1168**	1.6 x 8.0	C 6.3	1/4	25	6	10
08070129	**1169**	1.6 x 10.0	C 6.3	1/4	25	14	10

outside ⬢ DIN 3126/ISO 1173

1350-1360 Bits

- for tri-square socket head screws (XZN®)

Code	No	size	⬢	"	L mm	g	
08200004	**1350**	M4	C 6.3	1/4	25	4	10
08200010	**1356**	M5	C 6.3	1/4	25	5	10
08200011	**1357**	M6	C 6.3	1/4	25	5	10
08200012	**1358**	M8	C 8	5/16	28	10	10
08200013	**1359**	M10	C 8	5/16	38	15	10
08200014	**1360**	M12	C 8	5/16	38	20	10

outside ⬢ DIN 3126/ISO 1173
DIN 65254 (M4, M5, M6)
Application: No 1350, size M4, for door lock attachment on the Audi TT, VW Golf, Bora, Passat B5, Lupo, New Beetle

1410-1421 1430-1435 Bits

- for inside TORX® screws

Code	No	size	mm	⬢	"	L mm	g	
08130006	**1410**	T 6	1.6	C 6.3	1/4	25	5	10
08130007	**1411**	T 7	2.0	C 6.3	1/4	25	5	10
08130008	**1412**	T 8	2.3	C 6.3	1/4	25	5	10
08130009	**1413**	T 9	2.5	C 6.3	1/4	25	5	10
08130010	**1414**	T 10	2.7	C 6.3	1/4	25	5	10
08130015	**1415**	T 15	3.3	C 6.3	1/4	25	5	10
08130020	**1416**	T 20	3.8	C 6.3	1/4	25	5	10
08130025	**1417**	T 25	4.4	C 6.3	1/4	25	6	10
08130027	**1418**	T 27	5.0	C 6.3	1/4	25	6	10
08130030	**1419**	T 30	5.5	C 6.3	1/4	25	6	10
08130040	**1420**	T 40	6.6	C 6.3	1/4	25	7	10
08130045	**1421**	T 45	7.8	C 6.3	1/4	25	8	10
08140027	**1430**	T 27	5.0	C 8	5/16	35	11	10
08140030	**1431**	T 30	5.5	C 8	5/16	35	11	10
08140040	**1432**	T 40	6.6	C 8	5/16	35	12	10
08140045	**1433**	T 45	7.8	C 8	5/16	35	14	10
08140050	**1434**	T 50	8.8	C 8	5/16	35	15	10
08140055	**1435**	T 55	11.2	C 8	5/16	35	20	10

outside ⬢ DIN 3126/ISO 1173
Application:
No 1416, size T20, for the door handle attachment for Mercedes-Benz types 168 and 203
No 1421, size T45, for removing and refitting the front doors on the VW Golf III and Vento from model year 93 on
No 1435, size T55, for screws in rear seats of BMW X6 Model E71, 7 series Model F01/F02

1440-1446 Bits

- with hollow point
- for inside TORX® screws (TORX® TAMPER RESISTANT)

Code	No	size	mm	⬢	"	L mm	g	
08160010	**1440**	T 10	2.7	C 6.3	1/4	26	6	10
08160015	**1441**	T 15	3.3	C 6.3	1/4	26	6	10
08160020	**1442**	T 20	3.8	C 6.3	1/4	26	6	10
08160025	**1443**	T 25	4.4	C 6.3	1/4	26	6	10
08160027	**1444**	T 27	5.0	C 6.3	1/4	26	6	10
08160030	**1445**	T 30	5.5	C 6.3	1/4	26	6	10
08160040	**1446**	T 40	6.6	C 6.3	1/4	26	7	10

outside ⬢ DIN 3126/ISO 1173

1427 Bit

- for inside TORX® screws

Code	size	⬢	"	L mm	g	
08131025	T 25	C 6.3	1/4	65	18	1

For BMW series 3 and 5
outside ⬢ DIN 3126/ISO 1173

KG4 Print ES DE EN 2019-11-14.indd 178 14.11.2019 12:19:02

1436 IP-1446 IP Bits

- for inside TORX PLUS® screws

Code	No	⬢	"	L mm	g	
08162006	**1436 IP 6**	C 6.3	1/4	25	5	10
08162007	**1437 IP 7**	C 6.3	1/4	25	4	10
08162008	**1438 IP 8**	C 6.3	1/4	25	4	10
08162009	**1439 IP 9**	C 6.3	1/4	25	4	10
08162010	**1440 IP 10**	C 6.3	1/4	25	4	10
08162015	**1441 IP 15**	C 6.3	1/4	25	5	10
08162020	**1442 IP 20**	C 6.3	1/4	25	5	10
08162025	**1443 IP 25**	C 6.3	1/4	25	5	10
08162027	**1444 IP 27**	C 6.3	1/4	25	5	10
08162030	**1445 IP 30**	C 6.3	1/4	25	6	10
08162040	**1446 IP 40**	C 6.3	1/4	25	6	10

1440 TPI-1446 TPI 5-star Bits

- with hollow point
- for female 5-star screws with a centring pin

Code	No	⬢	"	L mm	g	
08161010	**1440 TPI 10**	C 6.3	1/4	26	6	5
08161015	**1441 TPI 15**	C 6.3	1/4	26	5	5
08161020	**1442 TPI 20**	C 6.3	1/4	26	5	5
08161025	**1443 TPI 25**	C 6.3	1/4	26	5	5
08161027	**1444 TPI 27**	C 6.3	1/4	26	5	5
08161030	**1445 TPI 30**	C 6.3	1/4	26	5	5
08161040	**1446 TPI 40**	C 6.3	1/4	26	7	5

outside ⬢ DIN 3126/ISO 1173

1204/8 5-star Bit set

- storage facility for bit screwdriver inserts

Content:
- 1 bit-holder No 412
- 7 bit screwdriver inserts for female 5-star screws with centring pin, sizes TPI 10, 15, 20, 25, 27, 30, 40
- for generators, motor management units, airflow sensors, door trim, immobilisers and injection pumps (e.g. Ford, Mercedes-Benz cars & HGVs, Rover, Volvo, VW/Audi)

Code	g	
96081113	104	1

1300-1304 Bits

- DIN 7426/ISO 3109
- for socket head screws
- extra hard

Code	No	mm	⬢	"	L mm	g	
08090003	**1300**	3	C 6.3	1/4	25	4	10
08090004	**1301**	4	C 6.3	1/4	25	5	10
08090005	**1302**	5	C 6.3	1/4	25	6	10
08090006	**1303**	6	C 6.3	1/4	25	6	10
08090008	**1304**	8	C 6.3	1/4	30	11	10

outside ⬢ DIN 3126/ISO 1173

1299 Bit

- for inside hexagon screws
- for operating the adjusting screws on torque wrenches No 720, 721, 730 and 730N

Code	mm	⬢	"	L mm	g	
08090002	2	C 6.3	1/4	34	4	10

outside ⬢ DIN 3126/ISO 1173

13008 Bits

- for TRI-WING® screws

Code	TRI-WING®	⬢	"	L mm	g	
08250000	**0**	C 6.3	1/4	25	5	10
08250001	**1**	C 6.3	1/4	25	5	10
08250002	**2**	C 6.3	1/4	25	5	10
08250003	**3**	C 6.3	1/4	25	5	10
08250004	**4**	C 6.3	1/4	25	5	10
08250005	**5**	C 6.3	1/4	25	5	10
08250006	**6**	C 6.3	1/4	25	8	10

outside ⬢ DIN 3126/ISO 1173

13010 Bits

- for TORQ-SET® screws

Code	TORQ-SET®	⬢	"	L mm	g	
08260000	**0**	C 6.3	1/4	25	5	10
08260001	**1**	C 6.3	1/4	25	5	10
08260002	**2**	C 6.3	1/4	25	5	10
08260003	**3**	C 6.3	1/4	25	5	10
08260004	**4**	C 6.3	1/4	25	5	10
08260005	**5**	C 6.3	1/4	25	5	10
08260006	**6**	C 6.3	1/4	25	5	10
08260008	**8**	C 6.3	1/4	25	5	10
08260010	**10**	C 6.3	1/4	25	5	10
08260016	**1/4**	C 8	5/16	32	9	10
08260020	**5/16**	C 8	5/16	32	11	10
08260024	**3/8**	C 8	5/16	32	11	10

outside ⬢ DIN 3126/ISO 1173

KG4 Print ES DE EN 2019-11-14.indd 179 14.11.2019 12:19:04

1202 Bit box

NEW

- storage box with screwdriver bits
- 20 bits stored in a robust, space-saving box
- box with internal hex drive for rapid application

Content:
1 bit holder with quick-action chuck and magnet
⊕ 3 bits, PH1; PH2; PH3 for Phillips screws
⊕ 3 bits, PZ1; PZ2; PZ3 for POZIDRIV/SUPADRIV® screws
⊖ 4 bits, sizes 0.6 x 3.5; 0.8 x 4.0; 1.0 x 5.5; 1.2 x 6.5 mm for slotted screws
✱ 4 bits, sizes T15; T20; T25; T30 for inside TORX® screws
✪ 3 bits, sizes T20; T25; T30 for inside TORX® screws (TORX® TAMPER RESISTANT)
◉ 3 bits, sizes 4; 5; 6 mm for inside hexagon screws

Code	g	
96080110	222	1

1203 Bit box

NEW

- storage box with screwdriver bits
- compact: plenty of tools – less space needed
- incl. convenient stand-up action

Content:
1 bit holder with quick-action chuck and magnet
⊕ 3 bits, PH1; PH2; PH3 for Pillips screws
⊕ 3 bits, PZ1; PZ2; PZ3 for POZIDRIV/SUPADRIV® screws
◉ 4 bits, sizes 3; 4; 5; 6 mm for inside hexagon screws

Code	g	
96080115	110	10

1204/21-1 Bit box

- storage box with screwdriver bits

Content:
1 magnetic bit-holder
⊕ 4 bits, PH1; PH2 (2x); PH3 for Phillips screws
⊕ 4 bits, PZ1; PZ2 (2x); PZ3 for POZIDRIV/SUPADRIV® screws
✱ 9 bits, sizes T10; T15; T20 (2x); T25 (2x); T27; T30; T40; for inside TORX® screws
◉ 3 bits, sizes 4; 5; 6 mm; for inside hexagon screws

Code	g	
96080121	186	1

1204/21-2 Bit box

- storage box with screwdriver bits

Content:
1 magnetic bit-holder
⊕ 3 bits, PH1; PH2; PH3 for Phillips screws
⊖ 4 bits, sizes 0.5 x 4.0; 0.6 x 4.5; 0.8 x 5.5; 1.2 x 6.5 mm; for slotted screws
✱ 6 bits, sizes T10; T15; T20; T25; T30; T40; for inside TORX® screws
◉ 3 bits, sizes 4; 5; 6 mm; for inside hexagon screws
⊕ 4 bits, sizes 4; 6; 8; 10 mm; for TORQ-SET® screws

Code	g	
96080122	181	1

4000 Spinner handles

- for bit screwdriver bits with outside hexagon 1/4"
- DIN 3126/ISO 1173 C 6.3
- handle of impact proof plastic
- internal hex drive with a collar-thrust spring
- bits are easy to insert, lock securely in position and can be removed just as easily; even hex bits with a wide groove (Type E, DIN 3126/ISO 1173)

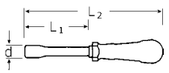

Code	○ mm	○ "	d mm	L_1 mm	L_2 mm	g	
18073026	D 6.3	1/4	11	75	190	119	5

inside ○ DIN 3126/ISO 1173

4006/1 Spinner with magazine holder

- for 6 bit screwdriver bits (25 mm) with 1/4" outer hexagon
- DIN 3126/ISO 1173 C 6.3
- transparent plastic handle for storing bits with rotating selection cap
- internal hexagon and powerful permanent magnet

Code	○ mm	○ "	d mm	L_1 mm	L_2 mm	g	
18080017	D 6.3	1/4	10	120	230	124	1

inside ○ DIN 3126/ISO 1173

12504 Bit holder

- for bit screwdriver bits with outside hexagon 1/4"
- DIN 3126/ISO 1173 C 6.3
- flexible shaft

Code	○ mm	○ "	L_1 mm	L_2 mm	g	
18103016	D 6.3	1/4	175	290	168	10

inside ○ DIN 3126/ISO 1173

KG4 Print ES DE EN 2019-11-14.indd 180 14.11.2019 12:19:08

12503 Bit holder

- for bit screwdriver bits with outside hexagon 1/4"
- DIN 3126/ISO 1173 C 6.3
- inside hexagon with magnet
- stubby version

Code	○ mm	○ "	L_1 mm	L_2 mm	g	
18110016	D 6.3	1/4	10	65	50	10

inside ○ DIN 3126/ISO 1173

4007 Bit holder

- for bit screwdriver bits with outside hexagon 1/4"
- DIN 3126/ISO 1173 C 6.3
- inside hexagon with magnet
- with T-handle

Code	○ mm	○ "	d mm	L_1 mm	L_2 mm	g	
18090016	D 6.3	1/4	10	200	165	108	5

inside ○ DIN 3126/ISO 1173

415B Bit ratchet

- reversible
- 22 teeth
- with 2-component handle
- with inside hexagon 1/4"
- DIN 3126/ISO 1173 D 6.3
- for bit screwdriver sockets 1/4"
- internal hex drive with a collar-thrust spring (registered design)
- bits are easy to insert, lock securely in position and can be removed just as easily; even hex bits with a wide groove (Type E, DIN 3126/ISO 1173)

Code	L mm	b mm	a mm	g	
11131011	117	22	12	76	5

415SGB N Bit ratchet, fine tooth

FOD

- reversible
- 80 teeth
- with steel handle
- inside hexagon 1/4"
- DIN 3126/ISO 1173 D 6.3
- for bit screwdriver sockets 1/4"
- internal hex drive with a collar-thrust spring
- bits are easy to insert, lock securely in position and can be removed just as easily; even hex bits with a wide groove (Type E, DIN 3126/ISO 1173)
- for use in confined spaces
- re-engages after movement of 4.5°
- construction without screws prevents foreign object damage

Code	L mm	b mm	a mm	g	
11132020	117	22.6	10.7	85	5

418B Mini bit ratchet, fine tooth

NEW

FOD

- short model, 90 mm
- reversible
- 80 teeth
- with steel handle
- inside hexagon 1/4"
- DIN 3126/ISO 1173 D 6.3
- for bit screwdriver sockets 1/4"
- internal hex drive with a collar-thrust spring
- bits are easy to insert, lock securely in position and can be removed just as easily; even hex bits with a wide groove (Type E, DIN 3126/ISO 1173)
- for use in confined spaces
- re-engages after movement of 4.5°
- construction without screws prevents foreign object damage

Code	L mm	b mm	a mm	g	
11133030	90	22.5	11	70	1

25B Ratcheting bit holder

- reversible
- for hexagon bits
- magnetic location
- reversible heads angled
- chrome plated

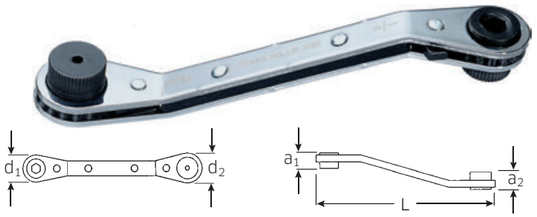

Code	○ "	L mm	d_1 mm	d_2 mm	a_1 mm	a_2 mm	g	
41541620	1/4 x 5/16	138	20	23	15	17	105	1

Foreign Object Damage.
As safe as safe can be.

STAHLWILLE protects against foreign object damage. The preferred choice in safety-relevant fields such as aerospace, thanks to the screwless design.

KG4 Print ES DE EN 2019-11-14.indd 181 14.11.2019 12:19:11

4008 Ratcheting bit holder

- easy change of direction (anticlockwise, clockwise and fixed) by simply twisting the locking ring
- ergonomically designed, non-slip 2-component handle for optimum force transmission
- storage compartment for 6 bits in the handle; push button to open (size 1)
- for bit screwdriver inserts with external hex 1/4"
- DIN 3126/ISO 1173 Type C 6.3
- 1/4" sockets can be used with adaptor No 3115/1 (external hex and square drive 1/4")
- easy bit change thanks to internal hex. drive with magnet
- knurled spin section for faster screw advance
- heavy-duty mechanism with 48 teeth (7.5° working angle)



Code	size	○	"	L_1 mm	L_2 mm	d mm	g	
18120001	**1**	D 6.3	1/4	127	250	10	220	1
18120002	**2**	D 6.3	1/4	25	95	10	137	1

inside ○ DIN 3126/ISO 1173

4008/27/1R Ratcheting bit holder set

- in sturdy, stackable ABS plastic case

Content 29 pieces:
1 ratcheting bit holder No 4008-1
3 bits ⊕ 1221-1223: PH1; PH2; PH3
3 bits ⊕ PZ1221-PZ1223: PZ1; PZ2; PZ3
6 bits ⚙ 1440-1446: T10; T15; T20; T25; T30; T40
3 bits ◉ 1301-1303: 4 mm; 5 mm; 6 mm
3 bits ⊖ 1163 0.6 x 4.5; 1165 0.8 x 5.5; 1166/1 1.2 x 6.5 mm
1 square drive extension No 3115/1 with 1/4" outer hex. and outer square drives for attaching 1/4" □
9 sockets No 40, 1/4" □ 4; 5; 5.5; 6; 7; 8; 10; 11; 13 mm

code	g	
96182203	955	1

Ratcheting bit holders.
Fast. Flexible. Resilient.

Thanks to their ergonomic design, they provide optimum force transmission. At the same time, they incorporate such practical features as a storage compartment for 6 bits in the handle (size 1), a knurled quick-spin section and a ratchet angle of only 7.5°.

1200/1 Bit holder

- with permanent magnet 1/4" inside and outside hexagon 1/4" DIN 3126/ISO 1173 C 6.3

Code	○ mm	⬢	"	○ "	L mm	g	
38120001	D 6.3	E 6.3	1/4	1/4	72	37	5

inside ○/outside ⬢ DIN 3126/ISO 1173

3825/1 Quick-change holder

- for bit screwdriver bits with 1/4" external hexagonal drive DIN 3126/ISO 1173 C 6.3
- with quick-action chuck
- adaptor with external hexagonal drive for powered use

Code	○	○ "	⬢	"	L mm	g	
38250002	D 6.3	1/4	E 6.3	1/4	62	27	1

inside ○/outside ⬢ DIN 3126/ISO 1173

3115 Adaptor, manually operated

- for torque screwdrivers No 760 and No 775
- for manually operated sockets with recessed 6.3 (1/4") square drive DIN 3120/ISO 1174-1 Type C and D
- square drive with ball bearing
- Chrome Alloy Steel, gunmetal finish

Code	■	"	⬢	"	L mm	d mm	g	
31150001	A 6.3	1/4	E 6.3	1/4	50	8.9	16	5

outside ■ DIN 3120/ISO 1174-1 Type A (spring-loaded ball)
outside ⬢ DIN 3126/ISO 1173 Type E

3115/1 Adaptor, manually operated

- for manually operated sockets with recessed 6.3 (1/4") square drive DIN 3120/ISO 1174-1 Type C and D
- square drive with ball bearing
- Chrome Alloy Steel

Code	■	"	⬢	"	L mm	g	
31150002	A 6.3	1/4	C 6.3	1/4	25	10	5

outside ■ DIN 3120/ISO 1174-1 Type A (spring-loaded ball)
outside ⬢ DIN 3126/ISO 1173 Type E

3116/1-3316/1 Adaptor, machine operated

- DIN 7428/ISO 3317
- with outside hexagon
- for power operated IMPACT sockets DIN 3129/ISO 2725-2 with inside square DIN 3121/ISO 1174-2
- large collar diameter for better support of IMPACT sockets (3216/1, 3316/1)
- square drive with spring loaded locking pin
- Chrome Alloy Steel, gunmetal finish

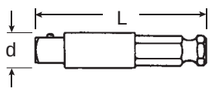

Code	No	■	"	⬢	"	L mm	d mm	g	
31160001	**3116/1**	E 6.3	1/4	E 6.3	1/4	50	8.9	16	5
32160001	**3216/1**	E 10	3/8	E 6.3	1/4	50	15.5	23	5
33160001	**3316/1**	E 12.5	1/2	E 6.3	1/4	50	18	34	5

outside ■ DIN 3121/ISO 1174-2 Type E
(spring-loaded locking pin)
outside ⬢ DIN 3126/ISO 1173 Type E

3116/1QR-3316/1QR QuickRelease adaptor, machine operated

QR

- with outside hexagon
- for power operated IMPACT sockets DIN 3129/ISO 2725-2 with inside square DIN 3121/ISO 1174-2
- large collar diameter for better support of IMPACT sockets
- Chrome Alloy Steel, gunmetal finish

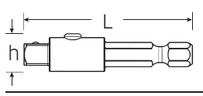

Code	No	■	"	⬢	"	L mm	h mm	g	
31161001	**3116/1QR**	E 6.3	1/4	E 6.3	1/4	50	11.2	18	5
32161001	**3216/1QR**	E 10	3/8	E 6.3	1/4	50	14.6	26	5
33161001	**3316/1QR**	E 12.5	1/2	E 6.3	1/4	50	19.2	46	5

outside ⬢ DIN 3126/ISO 1173 Type E

412/442/443/543 Bit holder

- square drive socket
- for hand use only
- for bit-screwdriver bits with outside hexagon 1/4" or 5/16"
- DIN3126/ISO1173 C6.3 or C8
- Chrome Alloy Steel, chrome plated
- internal hexdrive with a collar-thrust spring (registered design). Bits are easy to insert, lock securely in position and can be removed just as easily; even hexbits with a wide groove (Type E, DIN3126/ISO1173)

code	No	O	"	O	"	L mm	d mm	g	
11180010	**412**	D 6.3	1/4	C 6.3	1/4	25	11.6	14	5
12180026	**442**	D 6.3	1/4	C 10	3/8	32	16.5	30	5
12180030	**443**	D 8	5/16	C 10	3/8	32	16.5	39	5
13180010	**543**	D 8	5/16	C 12.5	1/2	38	22	65	5

inside O DIN 3126/ISO 1173
inside O DIN 3120/ISO 1174-1

412-1 Bit holder

HPQ

- socket, hexagon 1/4" inside hexagon
- DIN 3126/ISO 1173 D 6.3
- outer size of handle, octagon 10 mm for use in tools with 10 mm internal hex drive or internal double hexagon (e.g. "FLEXI" double-ended flexi-joint spanners, T-handle universal joint spanners, box spanners, ratchet ring spanners etc.)
- internal hex drive with a collar-thrust spring
- bits are easy to insert, lock securely in position and can be removed just as easily; even hex bits with a wide groove (Type E, DIN 3126/ISO 1173)
- HPQ® high performance steel

code	⬢ mm	L mm	d mm	g	
11180020	10	20	11.6	11	5

736 Bit holder insert tools

- internal hex drive with a collar-thrust spring
- bits are easy to insert, lock securely in position and can be removed just as easily; even hex bits with a wide groove (Type E, DIN 3126/ISO 1173)

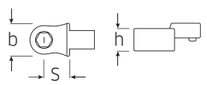

Code	size	O mm	O "	mm	b mm	h mm	S mm	g
58261010	**10**	D 8	5/16	9x12	16	12.5	17.5	47
58262610	**10-1**	D 6.3	1/4	9x12	14	10	17.5	45

inside O DIN 3126/ISO 1173

Bit screwdrivers

- with outside hexagon 1/4"
- DIN 3126/ISO 1173, shape E 6.3
- for use in power drivers

1242-1250 Bit screwdrivers

- DIN 3127/ISO 2351
- for slotted screws

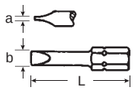

Code	No	a x b mm	⬢	"	L mm	g	
08300635	**1242**	0.6 x 3.5	E 6.3	1/4	50	8	10
08300840	**1244**	0.8 x 4.0	E 6.3	1/4	50	9	10
08301055	**1246**	1.0 x 5.5	E 6.3	1/4	50	10	10
08301265	**1248**	1.2 x 6.5	E 6.3	1/4	50	11	10
08301680	**1250**	1.6 x 8.0	E 6.3	1/4	50	14	10

outside ⬢ DIN 3126/ISO 1173

1260-1262 Bit screwdrivers

- DIN 3128
- for Phillips screws

Code	No	PH size	⬢	"	L mm	g	
08310001	**1260**	1	E 6.3	1/4	50	10	10
08310002	**1261**	2	E 6.3	1/4	50	11	10
08310003	**1262**	3	E 6.3	1/4	50	11	10

outside ⬢ DIN 3126/ISO 1173

1270-1272 Bit screwdrivers

- for POZIDRIV/SUPADRIV® screws

Code	No	PZ size	⬢	"	L mm	g	
08320001	**1270**	1	E 6.3	1/4	50	10	10
08320002	**1271**	2	E 6.3	1/4	50	11	10
08320003	**1272**	3	E 6.3	1/4	50	11	10

outside ⬢ DIN 3126/ISO 1173

1280-1284 Bit screwdrivers

- DIN 7426/ISO 3109
- for socket head screws

Code	No	mm	⬢	"	L mm	g	
08330003	**1280**	3	E 6.3	1/4	50	9	10
08330004	**1281**	4	E 6.3	1/4	50	10	10
08330005	**1282**	5	E 6.3	1/4	50	12	10
08330006	**1283**	6	E 6.3	1/4	50	13	10
08330008	**1284**	8	E 6.3	1/4	50	18	10

outside ⬢ DIN 3126/ISO 1173

1290-1296 Bit screwdrivers

- for inside TORX® screws

Code	No	size	⬢	"	L mm	g	
08340010	**1290**	T 10	E 6.3	1/4	70	14	10
08340015	**1291**	T 15	E 6.3	1/4	70	14	10
08340020	**1292**	T 20	E 6.3	1/4	70	14	10
08340025	**1293**	T 25	E 6.3	1/4	70	15	10
08340027	**1294**	T 27	E 6.3	1/4	70	16	10
08340030	**1295**	T 30	E 6.3	1/4	70	16	10
08340040	**1296**	T 40	E 6.3	1/4	70	18	10

outside ⬢ DIN 3126/ISO 1173

1441 TN-1446 TN Torsion bit screwdrivers

- for inside TORX® screws
- specifically developed for use with professional battery-powered impact screwdrivers
- longer service lifetimes thanks to specially designed torsional shape, flexible material and high-grade hardening
- controlled machine handling close to the screw thanks to very compact construction

Code	No	size	⬢	"	L mm	g	
08161115	**1441 TN 15**	T 15	E 6.3	1/4	38	4	5
08161120	**1442 TN 20**	T 20	E 6.3	1/4	38	5	5
08161125	**1443 TN 25**	T 25	E 6.3	1/4	38	6	5
08161130	**1445 TN 30**	T 30	E 6.3	1/4	38	7	5
08161140	**1446 TN 40**	T 40	E 6.3	1/4	38	8	5

outside ⬢ DIN 3126/ISO 1173

2801 Sockets

- with hexagon inserts for power drivers
- hexagon fitted with permanent magnet
- Chrome Alloy Steel, clear lacquered

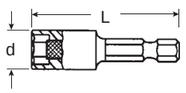

Code	mm	⬢	"	d mm	L mm	g	
28011007	**7**	E 6.3	1/4	12	50	23	5
28011008	**8**	E 6.3	1/4	13	50	26	5
28011010	**10**	E 6.3	1/4	15.5	50	31	5
28011013	**13**	E 6.3	1/4	18.7	50	44	5

13006 Special socket

- for use on plugs in electronic rack Airbus A320-A340

Code	⬢	"	∅ mm	L mm	g	
08230001	E 6.3	1/4	11	50	32	5

outside ⬢ DIN 3126/ISO 1173

KG4 Print ES DE EN 2019-11-14.indd 184 14.11.2019 12:19:20

4060 IMPACT driver set

- for screw sizes M5–M10
- in sturdy, stackable ABS plastic case

Content 1 each:
IMPACT driver No 4030
adaptors No 4035; No 4036
⊖ bit screwdrivers for slotted screws No 4040–4044
⊕ bit screwdrivers for Phillips-screws No 4050–4052
◉ bit screwdrivers for hex. socket head screws No 4055–4058

Code	g	
96323001	1264	1

4030 IMPACT driver

- with inside hexagon for bit screwdriver inserts No 4040-4058
- suitable for screws M5-M10
- torque 120 N·m

Code	○ "	L mm	g	
32200005	3/8	138	604	1

4035/4036 Adaptors

- with outside hexagon
- for IMPACT screwdriver No 4030

Code	No	"	L mm	g	
32210001	**4035**	3/8	38	34	1
33210001	**4036**	3/8	38	43	1

4040-4044 ⊖ Bit screwdrivers

- for slotted screws
- for IMPACT driver No 4030

Code	No	a x b mm	"	L mm	g	
08400010	**4040**	1.0 x 7	3/8	40	17	10
08400014	**4041**	1.4 x 9	3/8	40	20	10
08400016	**4042**	1.6 x 10	3/8	40	21	10
08400020	**4043**	2.0 x 12	3/8	40	20	10
08400015	**4044**	1.5 x 13	3/8	40	24	10

4050-4052 ⊕ Bit screwdrivers

- for Phillips screws (Phillips-Recess® DIN 5260)
- for IMPACT driver No 4030

code	No	PH size	⬢ "	L mm	g	
08410002	**4050**	2	3/8	35	17	10
08410003	**4051**	3	3/8	35	17	10
08410004	**4052**	4	3/8	35	17	10

4055-4058 ◉ Bit screwdrivers

- for socket head screws
- for IMPACT driver No 4030

Code	No	◉ mm	"	L mm	g	
08420005	**4055**	5	3/8	35	16	10
08420006	**4056**	6	3/8	35	16	10
08420008	**4057**	8	3/8	35	19	10
08420010	**4058**	10	3/8	35	23	10

KG4 Print ES DE EN 2019-11-14.indd 185 14.11.2019 12:19:22

STAHLWILLE

5 TORQUE TOOLS, TORQUE TESTERS

Torque screwdrivers
>> Page 190

Torque wrenches, mechanical
>> Page 194

Angle-controlled torque wrenches, electronic
>> Page 208

Accessories torque wrenches
>> Page 222

Insert/shell tools
>> Page 223

Torque multipliers MULTIPOWER
>> Page 232

Spare parts
>> Page 234

Torque tester
>> Page 237

Calibration systems
>> Page 240

Accessories torque tester and calibration systems
>> Page 249

As individual as your fastener.
STAHLWILLE torque tools.

To ensure safety and productivity, STAHLWILLE torqueing tools offer you a high degree of convenience, accurate setting and optimised ergonomic designs. The following overview is designed to help you select just the right model for your application.

e.g.
TORSIOTRONIC®

Torque screwdrivers

Clicking	Indicating	No	Range	Page
	○	760	15–600 cN·m	**192**
○		775	2–1000 cN·m	**192**
○	○	TORSIOTRONIC®	12–1000 cN·m	**193**

e.g.
MANOSKOP® 730 Quick

Torque wrenches

Clicking	Indicating	No	Range	Page
	○	71	160–800 N·m	**194**
	○	73Nm/15	2–15 N·m	**195**
○		755	1.5–300 N·m	**195**
○		730 Quick	4–650 N·m	**198**
○		730/80	160–800 N·m	**198**
○		721 Quick	6–300 N·m	**199**
○		720Nf	160–800 N·m	**200**
○		721Nf	160–1000 N·m	**200**
○		730N	4–1000 N·m	**204, 205**
○		730 Fix	10–1000 N·m	**205**
	○	701	1–20 N·m	**207**
○	○	730D	10–1000 N·m	**212, 213**
	○	712R/6	3–60 N·m	**220**

e.g.
MANOSKOP® 714

Tightening angle torque wrenches

Clicking	Indicating	No	Range	Page
○	○	714	1–1000 N·m	**216, 217**
	○	713R	3–400 N·m	**220**

STAHLWILLE's calibration laboratory – accredited by the highest authority. Controlled bolt tightening is an essential aspect of operating safety and the durability of screws and bolts. Put your trust in STAHLWILLE's DAkkS calibration laboratory. For all your torqueing tools and testers.
More details on page 236

Insert & shell tools

System		Page
9x12 mm	9x12	**223 – 226**
14x18 mm	14x18	**226 – 228**
22x28 mm	22x28	**228, 229**
24.5x28 mm	24.5x28	**229**

Torque multipliers

No	Range	Page
MP100-1500	100–1500 N·m	**232**
MP300	800–5000 N·m	**233**

e.g.
perfectControl 7794-2

Testers & calibration systems

No	Range	Page
SmartCheck	1–800 N·m	**237**
7707 W Torque Tester	0.2–1100 N·m	**238**
7791 / 7792 Manutork	1–3000 N·m	**241 – 243**
7794 perfectControl	1–1000 N·m	**245 – 247**
Accessories		**249 – 251**

Electronics and mechanics: the perfect symbiosis. **TORSIOTRONIC®.**

Made in Germany

TORSIOTRONIC® – this is the name behind the first electromechanical torque screwdriver in the world. The patented trigger system, based on a ball mechanism, trips with audible and tactile signals when the target torque is reached. The tool measures as accurately as only an electronic torque tool can. The fine-tooth ratchet, a wide range of programming options and a micro-USB port make the TORSIOTRONIC the ideal tool when it comes to logging work steps, applying very small torques or following complex tightening sequences.

UNIQUE.

The first electromechanical torque screwdriver on the market – combines the accuracy of electronic measurement with the convenience of the »click« from mechanical trigger mechanisms.

GERMAN DESIGN AWARD GOLD 2020

CLOCKWISE. OR ANTICLOCKWISE.

Whether the tool is set to indicating only or clicking – both modes can be applied clockwise or anticlockwise.

READY WHEN YOU ARE.

Long-lasting battery charge with battery-saving stand-by mode. Always ready for use thanks to quick and easy to change externally charged battery.

4,5° 80

SENSITIVE.

Integrated ratcheting bit-holder with 80 teeth that provide a particularly small ratchet angle of only 4.5° and thus enable particularly sensitive working – ideal for hard-to-reach fasteners. The 1/4" male square allows the direct application of sockets, while the bit holder supplied allows tightening with screwdriver bits.

BRILLIANT.

Clear display of all the relevant information in a bright, battery-saving colour OLED display – readable at almost any angle.

SAFE.

After the tool trips, the slip mechanism prevents the preset tightening torque from being inadvertently exceeded, which protects against overtightening.

LOGGING FUNCTION.

Stores up to 2500 fasteners for reading out and documenting on the PC later by means of the integrated micro-USB port.

INTUITIVELY SIMPLE.

Easy learning curve thanks to almost self-explanatory controls and an easily understood menu structure.

Torque screwdrivers

TORSIOMETER 760

- indicating type
- the measuring element is a torsional leaf spring
- clockwise tightening (with trailing pointer) and anticlockwise tightening
- with 1/4" internal hex drive (F 6.3 DIN 3126)
- comparative scale in in·lb and cursor
- inserts and adaptors with external hex E 6.3 (1/4") DIN 3126/ISO 1173 are securely held and firmly controlled in the mounting shaft (for bit screwdriver inserts, refer to page 184)
- to attach 1/4" sockets, please order adaptor No 3115 (refer to page 182)
- certificate in accordance with DIN EN ISO 6789-2:2017
- **display deviation value ± 4%**

760 Torque screwdrivers TORSIOMETER

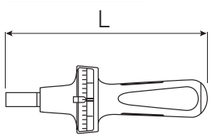

Code	size				O mm	L mm	g
51040007	**7.5**	15–75 cN·m	1.5–6.5 in·lb	2.5 cN·m	F 6.3	185	225
51040015	**15**	30–150 cN·m	3–13 in·lb	5 cN·m	F 6.3	185	225
51040030	**30**	60–300 cN·m	6–26 in·lb	10 cN·m	F 6.3	185	230
51040060	**60**	120–600 cN·m	12–52 in·lb	20 cN·m	F 6.3	185	230

5

TORSIOMAX 775

- click-type
- for torque-controlled bolt tightening in the cN·m and in·lb ranges
- for one-off or production runs
- anticlockwise and clockwise tightening
- with 1/4" internal hex drive (F 6.3 DIN 3126/ ISO1173)
- infinitely variable via micrometer scale (twist scale)
- disengaging clutch coupling prevents the preset value being exceeded
- the shape of the handle and its surface texture ensure safe and accurate transmission of torque
- insert tools: For all 1/4" hex E 6.3, Phillips-head screws, POZIDRIV/SUPADRIV®, straight-slot, TORX®, hex bits (see pp. 184)
- certificate in accordance with DIN EN ISO 6789-2:2017
- **display deviation value ± 6%**

775 Torque screwdrivers TORSIOMAX

Code	size			O mm	L mm	g
51060003	**3 [1])**	2–30 cN·m	0.2 cN·m	F 6.3	105	55
51060012	**12 [2])**	20–120 cN·m	1 cN·m	F 6.3	157	180
51060030	**30 [2])**	40–300 cN·m	1 cN·m	F 6.3	160	205
51060050	**50 [2])**	100–500 cN·m	2.5 cN·m	F 6.3	205	420
51060100	**100 [3])**	400–1000 cN·m	5 cN·m	F 6.3	235	630
51460003	**a/3 [1])**	0.2–3 in·lb	0.02 in·lb	F 6.3	105	55
51460012	**a/12 [2])**	2–12 in·lb	0.1 in·lb	F 6.3	157	200
51460050	**a/50 [2])**	10–50 in·lb	0.25 in·lb	F 6.3	205	440

[1]) with a swivelling handle-end to improve tool control; and with a clamping screw for locking the preset
[2]) with an additional locking mechanism to prevent the selected torque being inadvertently adjusted
[3]) with screw-on handles for increasing the force applied for large torques

KG5 Print ES DE EN 2019-12-18 mTabellen.indd 192 18.12.2019 16:01:11

TORSIOTRONIC®

- indicating and click-type
- integrated ratcheting bit-holder with 80 teeth that provide a particularly small ratchet angle of only 4.5° and thus enable particularly sensitive working – ideal for hard-to-reach fasteners
- after the tool trips, the slip mechanism prevents the preset tightening torque from being inadvertently exceeded, which protects against overtightening
- clear display of all the relevant information in a bright, battery-saving colour OLED display – readable at almost any angle
- visual assessment of the torqueingπ action by means of the traffic light colours in the display and laterally placed LEDs
- display in a number of languages
- long-lasting battery charge with battery-saving stand-by mode. The rechargeable batteries can be quickly and easily changed.
- stores up to 2500 fasteners and sequences for reading out and documenting on the PC later by means of the integrated micro-USB interface
- the target torque and tolerances can be individually set to evaluate the readings
- easy learning curve thanks to almost self-explanatory controls and an easily understood menu structure
- three operating modes (first peak, track, peak hold)
- tactile, visual and acoustic trigger signals.
- the ergonomically designed convex handle promotes strain-free working and is resistant to oils, grease, fuels, brake fluids and Skydrol
- clockwise and anticlockwise operation
- with 1/4" male square drive (6.3 DIN 3120/ISO 1174-1) for 1/4" sockets
- with 1/4" female square drive in the handle end (6.3 DIN 3120/ISO 1174-1) for attaching a 1/4" T-bar
- units of measure: cN·m, N·m, ft·lb, in·lb, in·oz
- included in the set: SENSOMASTER 4 software, USB cable, bit holder, T-bar handle (size 10)
- supplied with 3.6 V lithium battery, type 18650, packaged according to UN 3480
- patented
- certificate in accordance with DIN EN ISO 6789-2:2017
- in robust plastic case
- **display deviation value ± 4%**

TORSIOTRONIC Electromechanical torque screwdrivers

80 4.5°

TORSIOTRONIC® 10

Code	size						L mm	g	g with box
96510712	**1.2**	12-120 cN·m	0.12-1.2 N·m	0.08-0.885 ft·lb	1.06-10.7 in·lb	16.9-169.9 in·oz	317	569	1494
96510730	**3**	30-300 cN·m	0.3-3 N·m	0.2-2.3 ft·lb	2.6-26.6 in·lb	42-425 in·oz	317	570	1502
96510760	**6**	60-600 cN·m	0.6-6 N·m	0.4-4.45 ft·lb	5.3-53.1 in·lb	84.5-849.5 in·oz	317	572	1508
96510700	**10**	100-1000 cN·m	1-10 N·m	0.7-7.3 ft·lb	8.8-88.5 in·lb	141-1417 in·oz	317	575	1616
96511712	**1.2**	12-120 cN·m	0.12-1.2 N·m	0.08-0.885 ft·lb	1.06-10.7 in·lb	16.9-169.9 in·oz	317	523	1448
96511730	**3**	30-300 cN·m	0.3-3 N·m	0.2-2.3 ft·lb	2.6-26.6 in·lb	42-425 in·oz	317	524	1456
96511760	**6**	60-600 cN·m	0.6-6 N·m	0.4-4.45 ft·lb	5.3-53.1 in·lb	84.5-849.5 in·oz	317	526	1462
96511700	**10**	100-1000 cN·m	1-10 N·m	0.7-7.3 ft·lb	8.8-88.5 in·lb	141-1417 in·oz	317	529	1570

96 51 17 12 - 96 51 17 00: As for 96 51 07 12 - 96 51 07 00, but without accu **(not hazardous)**

KG5 Print ES DE EN 2019-12-18 mTabellen.indd 193 18.12.2019 16:01:13

MANOSKOP® 71

223-229

- indicating type
- mount for interchangeable shell tools
- all 14 x 18 mm insert tools can also be used with insert tool adaptor No 7370/80 (max. 650 N·m)
- trailing pointer dial
- twin scales N·m/ft·lb
- scale is made of luminescent light yellow special film enabling clear readings even in poor light conditions
- handle with integrated force compensator
- measuring element is a bending plate housed in the handle
- with overload protection
- can be applied for either clockwise or anticlockwise tightening by turning the wrench over
- calibration using perfectControl® calibrating unit No 7794 or calibration system No 7706. Adjustment without disassembly
- certificate in accordance with DIN EN ISO 6789-2:2017
- supplied in textile bag
- **display deviation value ± 4%**

71/80 MANOSKOP® torque wrench with dial gauge and mount for shell tools



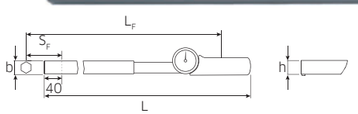

Code					mm	b mm	h mm	L mm	L_F mm	S_F mm	g
50030080	160–800 N·m	120–600 ft·lb	10 N·m	10 ft·lb	24,5x28	28	24	1048	1050	95	2300

5

MANOSKOP® 71 with permanently installed reversible ratchet

- indicating type
- trailing pointer dial
- twin scales N·m/ft·lb
- scale is made of luminescent light yellow special film enabling clear readings even in poor light conditions
- additional protection for the gauge by the protective ring
- handle with integrated force compensator
- not for anticlockwise measurement
- calibration using perfectControl® calibrating unit No 7794 or calibration system No 7706. Adjustment without disassembly
- certificate in accordance with DIN EN ISO 6789-2:2017
- supplied in textile bag
- **display deviation value ± 4%**

71aR/80 MANOSKOP® torque wrench with dial gauge and permanently installed ratchet

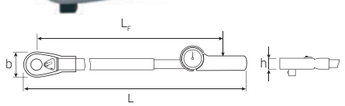

Code					■ "	b mm	h mm	L mm	L_F mm	g
50450080	100–600 ft·lb	160–800 N·m	10 ft·lb	10 N·m	3/4	70	30	1152	1060	4900

KG5 Print ES DE EN 2019-12-18 mTabellen.indd 194 18.12.2019 16:01:14

Friction gauge

- indicating type
- permanently installed square drive for clockwise use
- trailing pointer dial
- no "needle wobble" during measurements
- lighter construction due to use of aluminium
- certificate in accordance with DIN EN ISO 6789-2:2017
- **display deviation value ± 4%**

73Nm/15 Friction gauge

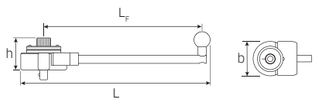

Code			■ "	b mm	h mm	L mm	L_F mm	g
50240015	2-15 N·m	0.5 N·m	1/2	72	50	298.5	250	676

Industrial MANOSKOP® 755

For work on production lines or series production. No setting scale; have to be set with testers such as the STAHLWILLE No 7707 W, SmartCheck tester or the No 7794, No 7706 calibration system.

- click-type
- mount for interchangeable insert tools (755/4-30)
- dual stop signal
- particularly light and easy to handle
- handle and shank are made of square tubular steel
- any force applied to the tool after the 'click' or applied in the opposite direction to the current function (up to the maximum of the wrench's range) does not act on the trigger mechanism and cannot cause damage to it
- anticlockwise torquing thanks to swap-over insert tools
- on request with preset cut-out value (surcharge 10%)
- **display deviation value ± 4%**

223-229

755R/1 Series MANOSKOP® torque wrench with permanently installed ratchet

- measurements independent of the point of application of force

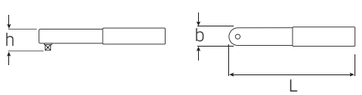

Code			■ "	b mm	h mm	L mm	g
50100001	1.5-12.5 N·m	1.0-9.0 ft·lb	1/4	22	18	173.5	335

755 Series MANOSKOP® torque wrenches with mount for insert tools

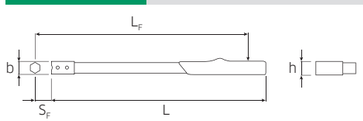

Code	size			mm	b mm	h mm	L mm	L_F mm	S_F mm	g
50010004	**4**	4-40 N·m	4-30 ft·lb	9x12	22	18	201	172	17.5	500
50010010	**10**	20-100 N·m	15-74 ft·lb	9x12	28	24	318	289	17.5	635
50010020	**20**	40-200 N·m	30-147 ft·lb	14x18	28	24	457	435	25	1045
50010030	**30**	60-300 N·m	40-220 ft·lb	14x18	28	24	609	587	25	1210

KG5 Print ES DE EN 2019-12-18 mTabellen.indd 195 18.12.2019 16:01:15

Versatile and quick.
MANOSKOP® 730 Quick.

Made in Germany

Anyone in need of a mechanical torque wrench that can be quickly set for the next operation will find the MANOSKOP® 730 Quick the ideal helper. Thanks to its flexible range of 4 – 650 N·m and the interchangeable insert tools (9 x 12 mm, 14 x 18 mm and 22 x 28 mm), the MANOSKOP® Quick is remarkably versatile – and quicker then ever: as a result of the much improved ergonomics and accessibility to the essential controls, the target torque is set in seconds.

EXACT.

The design, with opposing V-shaped »sights« and an integrated magnifier, facilitates fast, accurate setting even at an awkward reading angle. With a Vernier scale in N·m/ft·lb or N·m/in·lb.

PROTECTED.

The internal mechanism is extremely resistant to mechanical wear and well protected against dirt and soiling inside the outer housing.

FAST.

Rapid setting thanks to the easy-action locking lever in the handle. Ergonomically designed, non-slip adjuster with a thumb recess for fast, safe setting of the slider.

WEAR-RESISTANT.

Wear resistant trigger system with a flexible rod. In contrast to conventional torque wrenches, it is not necessary to reset the wrench to zero after each job to unload the spring. In this way, users benefit from long-term accuracy and safe measurement results with less time required.

SAFE.

QuickRelease safety lock guarantees secure locking of insert tools on sizes 5 – 65 and fast removal.

COMPACT.

Compact and space-saving, the MANOSKOP® 730 Quick torque wrenches are available in sizes 2 and 4. They feature the same measuring and trigger technology as their »big brother«, and are just as precise and reliable.

SIMPLE.

Quick adjustment from outside, no disassembly of the torque wrench required, with two adjustment points for the maximum & minimum values.

Service MANOSKOP® 730

- click-type
- the measuring element is only under load while force is being applied, no need for manual reset to zero
- mount for interchangeable insert/shell tools
- QuickRelease safety lock (sizes 5–65)
- rapid setting thanks to easy-action locking lever in the handle (sizes 5–65)
- ergonomically designed, non-slip adjuster with a thumb recess
- magnifying glass integrated in the display window
- optimised convex handle for strain-free working
- dual stop signal
- twin scales N·m/ft·lb and N·m/in·lb (sizes 5–80)
- on request also available as an N·m-only version without twin scale (sizes 5-65)

223-229

- can be applied for either clockwise or anticlockwise tightening by turning the inserts over
- any force applied to the tool after the 'click' or applied in the opposite direction to the current function – e.g. forcible loosening of a jammed screw - does not act on the trigger mechanism and cannot cause damage to it
- calibration using perfectControl® calibrating unit No 7794 or calibration system No 7706. Readjustment does not require disassembly.
- certificate in accordance with DIN EN ISO 6789-2:2017
- **display deviation value ± 4%**

730 Quick — Service MANOSKOP® torque wrenches with mount for insert tools

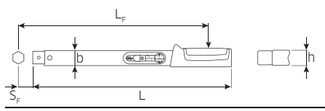

Code	size					mm	b mm	h mm	L mm	L_F mm	S_F mm	g
50 18 40 05	**5**	6–50 N·m	5–36 ft·lb	2 N·m	1 ft·lb	9x12	28	23	315	288	17.5	780
50 18 40 10	**10**	20–100 N·m	15–72.5 ft·lb	2.5 N·m	2.5 ft·lb	9x12	28	23	370	343	17.5	936
50 18 40 12	**12**	25–130 N·m	20–95 ft·lb	2.5 N·m	2.5 ft·lb	14x18	28	23	410	390	25	1074
50 18 40 20	**20**	40–200 N·m	30–145 ft·lb	5 N·m	5 ft·lb	14x18	28	23	455	435	25	1310
50 18 40 40	**40**	80–400 N·m	60–300 ft·lb	10 N·m	10 ft·lb	14x18	28	23	590	570	25	1540
50 18 40 65	**65 [1])[2])**	130–650 N·m	100–480 ft·lb	20 N·m	20 ft·lb	14x18	30.6	25.6	875	855	25	3192
50 18 45 65	**II/65 [2])**	130–650 N·m	100–480 ft·lb	20 N·m	20 ft·lb	22x28	30.6	25.6	897	907	55	4104
50 58 40 05	**a/5**	6–50 N·m	50–440 in·lb	2 N·m	10 in·lb	9x12	28	23	315	288	17.5	780
50 58 40 10	**a/10**	20–100 N·m	180–880 in·lb	2.5 N·m	20 in·lb	9x12	28	23	370	343	17.5	934
50 58 40 12	**a/12**	25–130 N·m	225–1150 in·lb	2.5 N·m	25 in·lb	14x18	28	23	410	390	25	1076
50 58 40 20	**a/20**	40–200 N·m	350–1750 in·lb	5 N·m	50 in·lb	14x18	28	23	455	435	25	1216

[1]) recommended ratchet insert tool No 735/40HD
[2]) supplied in textile bag

730 Quick — Service MANOSKOP® torque wrenches with tool carrier for insert tools

NEW

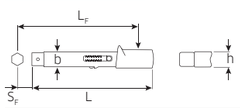

Code	size			mm	b mm	h mm	L mm	L_F mm	S_F mm	g
50 18 40 02	**2**	4-20 N·m	0.5 N·m	9x12	27.5	23.6	179	157.2	17.5	315
50 18 40 04	**4**	8-40 N·m	1 N·m	9x12	27.5	23.6	223	200.8	17.5	395
50 58 40 01	**a/2-1**	17.5-87.5 in·lb	2.5 in·lb	9x12	27.5	23.6	179	157.2	17.5	315
50 58 40 02	**a/2**	30-175 in·lb	5 in·lb	9x12	27.5	23.6	179	157.2	17.5	315
50 58 40 04	**a/4**	70-350 in·lb	10 in·lb	9x12	27.5	23.6	223	200.8	17.5	395

730/80 — Service MANOSKOP® torque wrench with mount for shell tools

- supplied in textile bag
- use shell adaptor No 7370/80 to make 14 x 18 mm insert tools fit

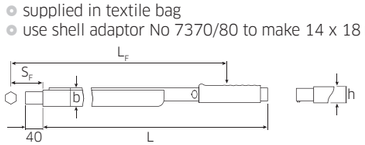

Code					mm	b mm	h mm	L mm	L_F mm	S_F mm	g
50 18 00 80	160–800 N·m	120–600 ft·lb	20 N·m	20 ft·lb	24,5x28	46	43	970	990	95	4925

KG5 Print ES DE EN 2019-12-18 mTabellen.indd 198 18.12.2019 16:01:33

Standard MANOSKOP® 721 Quick

- click-type
- the measuring element is only under load while force is being applied, no need for manual reset to zero
- rapid setting thanks to easy-action locking lever in the handle
- ergonomically designed, non-slip adjuster with a thumb recess
- magnifying glass integrated in the display window
- dual stop signal
- twin scales N·m/ft·lb
- optimised convex handle for strain-free working
- any force applied to the tool after the 'click' or applied in the opposite direction to the current function – e.g. forcible loosening of a jammed screw - does not act on the trigger mechanism and cannot cause damage to it
- all the sensitive components are protected by the sturdy tubular steel housing
- calibration using perfectControl® calibrating unit No 7794 or calibration system No 7706. Readjustment does not require disassembly.
- certificate in accordance with DIN EN ISO 6789-2:2017
- **display deviation value ± 4%**

721 Quick — Standard MANOSKOP® torque wrenches with permanently installed ratchet

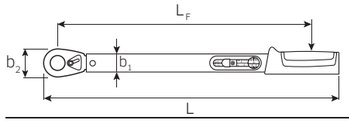

Code	size					■ "	b_1 mm	b_2 mm	h_1 mm	h_2 mm	L mm	L_F mm	g
50 20 40 05	**5**	6–50 N·m	5–36 ft·lb	2 N·m	1 ft·lb	3/8	28	27.5	23	14.5	352	293	880
50 20 40 15	**15**	30–150 N·m	25–110 ft·lb	5 N·m	5 ft·lb	1/2	28	41	23	18	452	387	1282
50 20 40 20	**20**	40–200 N·m	30–145 ft·lb	5 N·m	5 ft·lb	1/2	28	41	23	18	483	418	1349
50 20 40 30	**30**	60–300 N·m	50–220 ft·lb	10 N·m	10 ft·lb	1/2	28	44	23	27.5	553	486	1646

size 30 with push through square drive for anticlockwise torquing (spare square drive, refer to page 235)

721QR Quick — Standard MANOSKOP® torque wrenches with permanently installed QuickRelease ratchet

QR

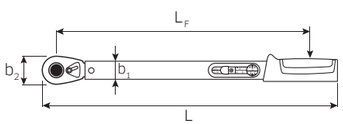

Code	size					■ "	b_1 mm	b_2 mm	h_1 mm	h_2 mm	L mm	L_F mm	g
50 20 41 15	**15**	30–150 N·m	25–110 ft·lb	5 N·m	5 ft·lb	1/2	28	41	23	18	452.5	387	1268
50 20 41 20	**20**	40–200 N·m	30–145 ft·lb	5 N·m	5 ft·lb	1/2	28	41	23	18	482	416.5	1338

721QR/20/3/1 Quick — Wheel-fitting set

QR

- in sturdy plastic box

Content 5 pieces:
1 standard MANOSKOP® No 721QR/20 Quick, 40-200 N·m, 30 - 150 ft·lb, with permanently installed QuickRelease ratchet, reversible, 1/2" ■-drive
3 wheel nut sockets No 51IMP K, sizes 17 (green), 19 (blue), 20.8 mm (red)
1 extension No 509QR/5, 130 mm

Code	g
96 50 72 14	2818

Standard MANOSKOP® 720Nf/721Nf

- click-type
- easy setting
- dual stop signal
- twin scales N·m/ft·lb
- anticlockwise torquing thanks to swap-over square drive
- all the sensitive components are protected by the sturdy tubular steel housing in the U-shaped aluminium profile
- calibration using perfectControl® calibrating unit No 7794 or calibration system No 7706. Readjustment does not require disassembly.
- certificate in accordance with DIN EN ISO 6789-2:2017
- supplied in textile bag
- **display deviation value ± 4%**

720Nf/80 Standard MANOSKOP® torque wrench with permanently installed square drive



Code					■ "	b mm	h mm	L mm	L_F mm	g
50190081	160–800 N·m	120–600 ft·lb	20 N·m	20 ft·lb	3/4	45	42	1034	938	5650

721Nf Standard MANOSKOP® torque wrenches with permanently installed ratchet



Code	size					■ "	b_1 mm	b_2 mm	h mm	L mm	L_F mm	g
50200081	**80**	160–800 N·m	120–600 ft·lb	20 N·m	20 ft·lb	3/4	46.5	76	42	1051	938	6380
96502001	**100**	200–1000 N·m	150–725 ft·lb	25 N·m	25 ft·lb	3/4	46.5	76	42	1504	1365	7010

730R/40/32 Quick Torque wrench set

- in steel case
- for general service work

Content 32 pieces:
1 Service-MANOSKOP®
No 730/40 Quick, 80-400 N·m
1 ratchet insert tool
No 735/20, reversible, 1/2" ■-drive
1 square drive insert tool
No 734/20, 1/2" ■-drive
7 open ended insert tools
No 731/40: 13; 15; 17; 19; 22; 27; 30 mm
1 open ended insert tool
No 3731/40, 24 mm
7 ring insert tools
No 732/40: 13; 15; 17; 19; 22; 24; 27 mm
10 sockets, bi-hexagon No 50:
13; 14; 15; 17; 19; 22; 24; 27; 30; 32 mm
4 accessories, 1/2" O-drive:
- 1 T-handle No 506
- 1 extension No 509/10, 255 mm
- 1 extension No 509/5, 130 mm
- 1 extension No 509/2, 55 mm

code	g	
96502053	9739	1

This is how to achieve the correct tightening torque –
even if you are using inserts with an extension

When you tighten fasteners using inserts whose extension length S deviates from the standard length S_F, it is necessary to recalculate the setting/display value for the torque wrench in use.

Caution! If adapters are combined with inserts or special tools, use the sum of the extensions = Σ S. Where the special tool is angled to the side, W_K will have to be determined empirically.

$$W_K = \frac{M_A \cdot L_F}{L_K} \left[\frac{N{\cdot}m \cdot mm}{mm}\right]$$

$$W_K = \frac{M_A \cdot L_F}{L_F - S_F + S \text{ (or } \Sigma S)}$$

- M_A = desired tightening torque
- W = reading/setting W = M_A
- W_K = adjusted reading or setting value $W_K \neq M_A$
- L_F = functional length (see dimension table for torque wrenches)
- L_K = adjusted functional length $L_K = L_F - S_F + S$ (or Σ S)
- S = extension of STAHLWILLE inserts or special tools (see dimension table for inserts)
- S_F = standard extension (see dimension table for torque wrenches)
- ΣS = total of all extensions of the attached inserts $S_{adapter} + S_{insert} + \ldots$

Normal situation

Torque wrench No 730N/10 combined with
square drive insert tool No 734/5 and socket size 13 mm.
Required tightening torque for the screw M_A = 40 N·m

Dimension table for torque wrenches: L_F = 336 mm, S_F = 17.5 mm
Dimension table for square drive insert tools: S = 17.5 mm

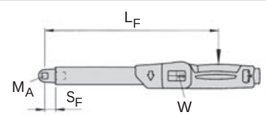

No adjustment to setting value required on torque wrench.

→ S = S_F
→ W = M_A

Example 1: adjusted setting value (1 insert tool)

Torque wrench No 730N/20 combined with
ring insert tool No 732/40 size 36 mm
Required tightening torque for the screw M_A = 190 N·m

Dimension table for torque wrenches: L_F = 424.5 mm, S_F = 25 mm
Dimension table for ring insert tools: S = 28 mm

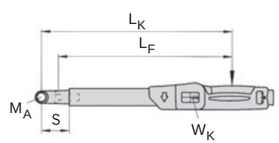

And this is what it looks like in the catalogue:

730N Service MANOSKOP® torque wrenches with mount for insert tools

- mount for interchangeable insert tools
- QuickRelease safety lock
- can be applied for either clockwise or anticlockwise tightening by turning the inserts over
- **display deviation value ± 3% (size 2; a/2 4 %)**

Code	size					Fine scale		b mm	h mm	L mm	L_F mm	S_F mm	g
50181102	**2**	4-20 N·m	40-180 in·lb	1 N·m	10 in·lb	0.2 N·m	9x12	28	23	275	226	17.5	737
50181005	**5**	10-50 N·m	7-37 ft·lb	5 N·m	1 ft·lb	0.25 N·m	9x12	28	23	330	280.5	17.5	831
50181010	**10**	20-100 N·m	15-75 ft·lb	10 N·m	2.5 ft·lb	0.5 N·m	9x12	28	23	386	336	17.5	988
50181012	**12**	25-130 N·m	20-95 ft·lb	10 N·m	2.5 ft·lb	0.5 N·m	14x18	28	23	421	379	25	1128
50181020	**20**	40-200 N·m	30-150 ft·lb	10 N·m	5 ft·lb	1 N·m	14x18	28	23	467	424.5	25	1264
50181040	**40**	80-400 N·m	60-300 ft·lb	20 N·m	10 ft·lb	2 N·m	14x18	28	23	607	564.5	25	1655
50181065	**65 ***	130-650 N·m	100-480 ft·lb	50 N·m	20 ft·lb	2.5 N·m	14x18	30.6	25.6	890	848	25	3231
50181365	**H/65**	130-650 N·m	100-480 ft·lb	50 N·m	20 ft·lb	2.5 N·m	22x28	30.6	25.6	911	900	55	3504
50181080	**80**	160-800 N·m	120-600 ft·lb	100 N·m	25 ft·lb	5 N·m	22x28	30.6	25.6	1178	1167	55	4825
50181100	**100**	200-1000 N·m	150-750 ft·lb	100 N·m	25 ft·lb	5 N·m	22x28	30.6	25.6	1363	1352	55	5000
50581102	**a/2**	40-180 in·lb	3-15 ft·lb	10 in·lb	0.5 ft·lb	2 in·lb	9x12	28	23	275	226	17.5	737
50581005	**a/5**	90-450 in·lb	7-37 ft·lb	50 in·lb	1 ft·lb	2.5 in·lb	9x12	28	23	330	280.5	17.5	831

732/40 Ring insert tools



Code			b mm	h mm	S mm	g
58224013	**13**	14x18	22.5	11	25	130
58224014	**14**	14x18	23	11	25	123
58224015	**15**	14x18	24	11	25	128
58224016	**16**	14x18	25.5	12	25	133
58224017	**17**	14x18	27	12	25	135
58224018	**18**	14x18	29	13	25	134
58224019	**19**	14x18	30.5	13	25	145
58224021	**21**	14x18	33	15	25	144
58224022	**22**	14x18	34.5	15	25	145
58224024	**24**	14x18	37.5	15	25	153
58224027	**27**	14x18	42.5	17	25	162
58224028	**28**	14x18	45.5	19	25	175
58224030	**30**	14x18	46	19	25	182
58224032	**32**	14x18	47.5	19	25	181
58224034	**34**	14x18	52	19	28 *	210
58224036	**36**	14x18	54	19	28 *	203

L_F S_F S

$$W_K = \frac{M_A \cdot L_F}{L_F - S_F + S} = \frac{190 \text{ N·m} \cdot 424.5 \text{ mm}}{424.5 \text{ mm} - 25 \text{ mm} + 28 \text{ mm}} = \frac{190 \text{ N·m} \cdot 424.5 \text{ mm}}{427.5 \text{ mm}} = \mathbf{188.7 \text{ N·m}}$$

Adjusted setting value W_K = 188.7 N·m
→ value to set 189 N·m

→ S ≠ S_F
→ W ≠ M_A

Example 2: adjusted reading (insert tool and adapter)

Torque wrench No 730N/10 combined with
square drive insert tool No 734/5 and adapter No 447 size 10 mm
Required tightening torque for the screw M_A = 25 N·m

Dimension table for torque wrenches: L_F = 336 mm, S_F = 17.5 mm
Dimension table for square drive insert tools: S_F = 17.5 mm
Dimension table for adapters: Σ S = 50.8 mm

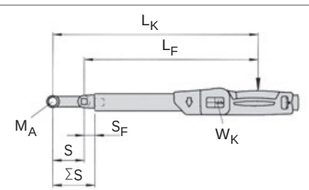

$$W_K = \frac{M_A \cdot L_F}{L_F - S_F + \Sigma S} = \frac{25 \text{ N·m} \cdot 336 \text{ mm}}{336 \text{ mm} - 17.5 \text{ mm} + 17.5 \text{ mm} + 50.8 \text{ mm}} = \frac{25 \text{ N·m} \cdot 336 \text{ mm}}{386.8 \text{ mm}}$$

Adjusted setting value W_K = 21.7 N·m

→ ΣS ≠ S_F
→ W ≠ M_A

Strong and highly talented.
MANOSKOP® 730N.

Made in Germany

The mechanical MANOSKOP® 730N torque wrench features an extremely wide range and is suitable for accurate application up to 1000 N·m. Its QuickSelect technology makes setting the target torque particularly easy – and very accurate. Unlock, set and lock the control knob in the end of the handle. The audible and tactile mechanism and the fine adjustment ring scale simplify setting.

CLICKING.

When the target torque is reached, MANOSKOP® 730N provides a noticeable tactile dual stop signal.

Square drive for use with insert tools in a range of formats (9 x 12 mm, 14 x 18 mm and 22 x 28 mm).

USER FRIENDLY.

Accurate QuickSelect one-handed setting – quick & easy control using the knob at the end of the handle. Unlock. Set. Lock.

UNCOMPLICATED.

Quick adjustment from outside, no disassembly of the torque wrench required, with two adjustment points for the maximum & minimum values.

SAFE.

The QuickRelease safety interlock guarantees secure linking but quick release for changing the insert tools.

WEAR-RESISTANT.

Wear resistant trigger system with a flexible rod. In contrast to conventional torque wrenches, it is not necessary to reset the wrench to zero after each job to unload the spring. In this way, users benefit from long-term accuracy and safe measurement results with less time required.

CLEAR VIEW.

Easy-to-read dual scale with colour differentiation between the N·m and ft.lb scales to simplify fine setting.

Service MANOSKOP® 730N

- click-type
- the measuring element is only under load while force is being applied, no need for manual reset to zero
- fast, accurate setting thanks to QuickSelect quick-action adjuster
- dual stop signal
- easy-to-read double scale with colour coding to differentiate between N·m/ft·lb and ft·lb/in·lb scales
- any force applied to the tool after the 'click' or applied in the opposite direction to the current function – e.g. forcible loosening of a jammed screw -does not act on the trigger mechanism and cannot cause damage to it
- two-component handle with ergonomically designed green softer layers (resistant to oils, grease, fuels, brake fluids and skydrol)
- calibration using perfectControl® calibrating unit No 7794 or calibration system No 7706. Readjustment does not require disassembly.
- certificate in accordance with DIN EN ISO 6789-2:2017
- supplied in textile bag (from size 65)
- registered design

730N Service MANOSKOP® torque wrenches with mount for insert tools

- mount for interchangeable insert tools
- QuickRelease safety lock

223-229

- can be applied for either clockwise or anticlockwise tightening by turning the inserts over
- **display deviation value ± 3% (size 2; a/2 4 %)**

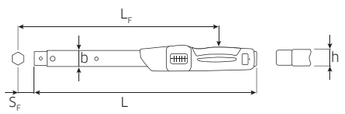

730N/10

730N/80

5

Code	size					Fine scale	mm	b mm	h mm	L mm	L_F mm	S_F mm	g
50 18 11 02	**2**	4-20 N·m	40-180 in·lb	1 N·m	10 in·lb	0.2 N·m	9x12	28	23	275	226	17.5	737
50 18 10 05	**5**	10-50 N·m	7-37 ft·lb	5 N·m	1 ft·lb	0.25 N·m	9x12	28	23	330	280.5	17.5	831
50 18 10 10	**10**	20-100 N·m	15-75 ft·lb	10 N·m	2.5 ft·lb	0.5 N·m	9x12	28	23	386	336	17.5	988
50 18 10 12	**12**	25-130 N·m	20-95 ft·lb	10 N·m	2.5 ft·lb	0.5 N·m	14x18	28	23	421	379	25	1128
50 18 10 20	**20**	40-200 N·m	30-150 ft·lb	10 N·m	5 ft·lb	1 N·m	14x18	28	23	467	424.5	25	1264
50 18 10 40	**40**	80-400 N·m	60-300 ft·lb	20 N·m	10 ft·lb	2 N·m	14x18	28	23	607	564.5	25	1655
50 18 10 65	**65 ***	130-650 N·m	100-480 ft·lb	50 N·m	20 ft·lb	2.5 N·m	14x18	30.6	25.6	890	848	25	3231
50 18 13 65	**II/65**	130-650 N·m	100-480 ft·lb	50 N·m	20 ft·lb	2.5 N·m	22x28	30.6	25.6	911	900	55	3504
50 18 10 80	**80**	160-800 N·m	120-600 ft·lb	100 N·m	25 ft·lb	5 N·m	22x28	30.6	25.6	1178	1167	55	4825
50 18 11 00	**100**	200-1000 N·m	150-750 ft·lb	100 N·m	25 ft·lb	5 N·m	22x28	30.6	25.6	1363	1352	55	5000
50 58 11 02	**a/2**	40-180 in·lb	3-15 ft·lb	10 in·lb	0.5 ft·lb	2 in·lb	9x12	28	23	275	226	17.5	737
50 58 10 05	**a/5**	90-450 in·lb	7-37 ft·lb	50 in·lb	1 ft·lb	2.5 in·lb	9x12	28	23	330	280.5	17.5	831
50 58 10 10	**a/10**	180-900 in·lb	15-75 ft·lb	100 in·lb	2.5 ft·lb	5 in·lb	9x12	28	23	386	336	17.5	988
50 58 10 20	**a/20**	350-1800 in·lb	30-150 ft·lb	100 in·lb	5 ft·lb	10 in·lb	14x18	28	23	467	424.5	25	1264
50 58 10 40	**a/40**	60-300 ft·lb	800-3600 in·lb	20 ft·lb	100 in·lb	2 ft·lb	14x18	28	23	607	564.5	25	1655

* recommended ratchet insert tool No 735/40HD

730NR Service MANOSKOP® torque wrenches with permanently installed fine-tooth ratchet

- in sturdy plastic box (size 65 in steel box)
- **deviation of indication ± 4%**

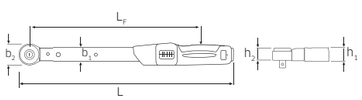

Code	size					Fine scale	■ "	b_1 mm	b_2 mm	h_1 mm	h_2 mm	L mm	L_F mm	g	g with box
96 50 31 05	**5 FK**	10-50 N·m	7-37 ft·lb	5 N·m	1 ft·lb	0.25 N·m	3/8	28	33	23	24	364	280.5	973	1763
96 50 31 10	**10 FK**	20-100 N·m	15-75 ft·lb	10 N·m	2.5 ft·lb	0.5 N·m	1/2	28	33	23	24	420	336.5	1146	1934
96 50 31 20	**20 FK**	40-200 N·m	30-150 ft·lb	10 N·m	5 ft·lb	1 N·m	1/2	28	43	23	26	513.5	425	1583	2370
96 50 21 40	**40 FK**	80-400 N·m	60-300 ft·lb	20 N·m	10 ft·lb	2 N·m	3/4	28	50	23	31.5	657	564.5	2122	2657
96 50 22 65	**65 FK-HD**	130-650 N·m	100-480 ft·lb	50 N·m	20 ft·lb	2.5 N·m	3/4	30.6	58	25.6	36	944	848	3698	6188

KG5 Print ES DE EN 2019-12-18 mTabellen.indd 204 18.12.2019 16:01:48

730NR Service MANOSKOP® torque wrenches with permanently installed fine-tooth ratchet

QR

- in sturdy plastic box
- with QuickRelease safety lock
- **deviation of indication ± 4%**

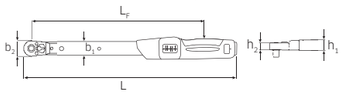

Code	size					Fine scale	■	b_1	b_2	h_1	h_2	L	L_F		g
							"	mm	mm	mm	mm	mm	mm	g	with box
96 50 21 05	**5QR FK**	10–50 N·m	7–37 ft·lb	5 N·m	1 ft·lb	0.25 N·m	3/8	28	29	23	14.5	372.5	291	961	1386
96 50 21 10	**10QR FK**	20–100 N·m	15–75 ft·lb	10 N·m	2.5 ft·lb	0.5 N·m	1/2	28	29	23	14.5	428.5	346.5	1129	1554
96 50 21 20	**20QR FK**	40–200 N·m	30–150 ft·lb	10 N·m	5 ft·lb	1 N·m	1/2	28	41	23	18	526	438.5	1589	2014

Service MANOSKOP® 730 Fix

- for daily use in series production
- the setting knob can be unscrewed after the target has been set – making inadvertent changes to the settings impossible
- the TORX® TAMPER-RESISTANT locking screw supplied with the tool also protects against unwanted manipulation the adhesive seals supplied offer a further level of security. It is not possible to adjust the setting without breaking the seal

730 Fix Service MANOSKOP® torque wrenches with mount for insert tools

223-229

- click-type
- the measuring element is only under load while force is being applied, no need for manual reset to zero
- mount for interchangeable insert tools
- QuickRelease safety lock
- fast, accurate setting thanks to QuickSelect quick-action adjuster
- dual stop signal
- easy-to-read double scale with colour coding to differentiate between N·m/ft·lb and ft·lb/in·lb scales
- can be applied for either clockwise or anticlockwise tightening by turning the inserts over
- any force applied to the tool after the 'click' or applied in the opposite direction to the current function – e.g. forcible loosening of a jammed screw -does not act on the trigger mechanism and cannot cause damage to it
- two-component handle with ergonomically designed green softer layers (resistant to oils, grease, fuels, brake fluids and skydrol)
- calibration using perfectControl® calibrating unit No 7794 or calibration system No 7706. Readjustment does not require disassembly
- certificate in accordance with DIN EN ISO 6789-2:2017
- registered design
- in sturdy plastic box (size 80-100 in steel box)
- **display deviation value ± 3%**

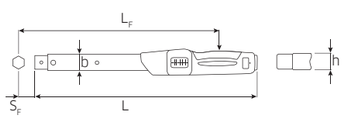

Code	size					Fine scale		b	h	L	L_F	S_F		g
							mm	mm	mm	mm	mm	mm	g	with box
96 50 30 05	**5**	10–50 N·m	7–37 ft·lb	5 N·m	1 ft·lb	0.25 N·m	9x12	28	23	330	280.5	17.5	828	1632
96 50 30 10	**10**	20–100 N·m	15–75 ft·lb	10 N·m	2.5 ft·lb	0.5 N·m	9x12	28	23	386	336	17.5	986	1788
96 50 30 12	**12**	25–130 N·m	20–95 ft·lb	10 N·m	2.5 ft·lb	0.5 N·m	14x18	28	23	421	379	25	1124	1928
96 50 30 20	**20**	40–200 N·m	30–150 ft·lb	10 N·m	5 ft·lb	1 N·m	14x18	28	23	467	424.5	25	1266	1890
96 50 30 40	**40**	80–400 N·m	60–300 ft·lb	20 N·m	10 ft·lb	2 N·m	14x18	28	23	607	564.5	25	1666	2444
96 50 30 65	**65 ***	130–650 N·m	100–480 ft·lb	50 N·m	20 ft·lb	2.5 N·m	14x18	30.6	25.6	890	848	25	3242	6500
96 50 34 65	**II/65**	130–650 N·m	100–480 ft·lb	50 N·m	20 ft·lb	2.5 N·m	22x28	30.6	25.6	911	900	55	3490	7000
96 50 30 80	**80**	160–800 N·m	120–600 ft·lb	100 N·m	25 ft·lb	5 N·m	22x28	30.6	25.6	1178	1167	55	4794	10500
96 50 31 00	**100**	200–1000 N·m	150–750 ft·lb	100 N·m	25 ft·lb	5 N·m	22x28	30.6	25.6	1363	1352	55	5196	11000
96 58 30 05	**a/5**	90–450 in·lb	7–37 ft·lb	50 in·lb	1 ft·lb	2.5 in·lb	9x12	28	23	330	280.5	17.5	832	1638
96 58 30 10	**a/10**	180–900 in·lb	15–75 ft·lb	100 in·lb	2.5 ft·lb	5 in·lb	9x12	28	23	386	336	17.5	988	1790
96 58 30 20	**a/20**	350–1800 in·lb	30–150 ft·lb	100 in·lb	5 ft·lb	10 in·lb	14x18	28	23	467	424.5	25	1066	2072
96 58 30 40	**a/40**	60–300 ft·lb	800–3600 in·lb	20 ft·lb	100 in·lb	2 ft·lb	14x18	28	23	607	564.5	25	1670	2614

* recommended ratchet insert tool No 735/40HD

TRIPLE SAFETY.

The setting knob can be unscrewed after the target has been set – making inadvertent changes to the settings impossible.

The TORX® TAMPER-RESISTANT locking screw supplied with the tool also protects against unwanted manipulation.

The adhesive seals supplied offer a further level of security. It is not possible to adjust the setting without breaking the seal.

Small fits all.
SENSOTORK® 701.

Made in Germany

Working in confined spaces – and with very low torques? SENSOTORK® 701 is designed specifically for such cases. With its compact design and permanently installed fine-tooth ratchet, precise fastener tightening is no problem even in very tight spaces. The electronic torque wrench shows torques from 1 to 20 N·m with a display deviation of only ± 4% – and in combination with the SENSOMASTER software, the SENSOTORK® 701 can also be used with full logging capability.

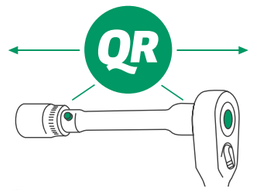

SAFE.

The QuickRelease technology ensures tools cannot be inadvertently lost – while enabling rapid, safe tool changes.

COMPACT.

With a compact length of only 21 cm, it is ideally suited to safe, accurate work in confined spaces.

VERSATILE.

For torques from 1 to 20 N·m – the ideal choice for bolt tightening on modern materials such as plastic, carbon and aluminium, for state-of-the-art bicycles with carbon frames, for example.

INTUITIVE.

The required mode of operation (track, peak hold, user (fastener evaluation)) can be quickly and easily set using the single-button setting system.

EFFICIENT.

Eighty teeth provide a tight ratchet angle of only 4.5° – facilitating efficient working in confined spaces. In contrast to conventional fine-tooth ratchets, no less than eight teeth engage at once here, ensuring maximum load capacity and, at the same time, smooth action and durability.

701/2 Electronic torque wrench SENSOTORK® with permanently installed fine-tooth ratchet

QR

- indicating
- slim, compact shape for smaller torques from 1 N·m upwards
- measuring units: N·m, cN·m, ft·lb, in·lb
- measurements independent of the point of application of force
- additional functions using SENSOMASTER 4 software (not included, free download at www.stahlwille.de):
  - adjustable joints
  - evaluation of tightening operation by means of coloured LEDs, buzzer and vibration
  - calibrating interval adjustable
  - logging function
- supplied with 3.6 V lithium battery, type 14500, packed in accordance with UN3091, Class 9
- calibration in conjunction with perfectControl® calibrating unit No 7794 or complete calibration system No 7706. Readjustment does not require disassembly
- certificate in accordance with DIN EN ISO 6789-2:2017
- in sturdy plastic box
- **display deviation value ± 4%**

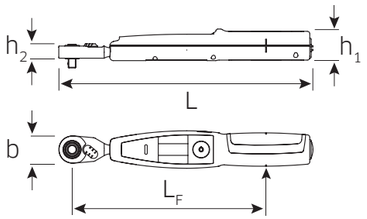

Code					■ "	b mm	h_1 mm	h_2 mm	L mm	L_F mm	g	g with box
96504502	1-20 N·m	100-2000 cN·m	0.7-15 ft·lb	9-180 in·lb	1/4	22.6	26	10	210	160	145	710
96504602	1-20 N·m	100-2000 cN·m	0.7-15 ft·lb	9-180 in·lb	1/4	22.6	26	10	210	160	132	700

96 50 46 02 - As for 96 50 45 02, but without battery **(not hazardous)**

7761/3 Interface adaptor set

required for automated calibration and adjustment using calibrating and adjusting units perfectControl® No 7794-2 and 7794-3.

Contents:
- No 7761 interface adaptor
- No 7752 spiral cable
- No 7760 mains adaptor

Code	g
96521161	255

5

Note!

Torque tightening tools are measuring instruments.
They must be regularly calibrated with suitable instruments and adjusted accordingly (refer to DIN EN ISO 6789-1, 5.3 Conformance test during use and DIN EN ISO 6789-2, 4.1 Calibration during use).

KG5 Print ES DE EN 2019-12-18 mTabellen.indd 207 18.12.2019 16:02:01

A stroke of genius – with a logging function.
MANOSKOP® 730D.

Made in Germany

Tool owners wishing to combine the benefits of precision digital technology with the tried-and-tested mechanical torque wrench need look no further than the MANOSKOP® 730D. The patented electromechanical release triggers when the target torque is reached – and indicates this with a definite tactile signal and an audible click. In addition, the LC display gives a visual evaluation of the tightening action using different colours.

IDEAL.

After clicking, the MANOSKOP® 730D indicates the torque actually applied. As a result, the user has the opportunity to optimise his/her working methods.

Square drive for use with a wide range of different insert tools, including the 22 x 28 mm system for especially high torques.

ELECTROMECHANICAL.

The MANOSKOP® 730D has an electromechanical release and, in this way, combines precise, electronic measurement with the comforting, perceptible tactile signal when the target torque is reached.

OPTIONAL.

STAHLWILLE's optional SENSOMASTER software facilitates programming electronic torque wrenches and enables stored data to be read out.

QR

SAFE.

The QuickRelease technology ensures tools cannot be inadvertently lost – while enabling rapid, safe tool changes.

CONNECTING YOU NOW...

The stored tightening torques can be read out via the USB interface and then evaluated and documented in conjunction with the SENSOMASTER 4 software.

ERGONOMICALLY REFINED.

The 2-component grip lies comfortably in the hand even after several tightening actions due to its soft zone, but it is still resistant to oils, grease, fuels, brake fluids and Skydrol.

READER-FRIENDLY.

The LC display is easy to read and evaluates the fastener visually by means of coloured displays. All settings can be made quickly and easily using the keyboard, which uses only four keys.

Service work & series production MANOSKOP® 730D – indicating and click-type

223-229

- tactile and acoustic trigger signal
- mount for interchangeable insert tools
- QuickRelease safety lock
- fast setting using convenient keypad
- automatic compensation to achieve correct tightening torque even if a changed extension is entered
- overload protection by means of acoustic and visual signals
- automatic keypad lock prevents inadvertent changes
- display also works for anticlockwise torque
- units of measurement: N·m, ft·lb, in·lb
- different tolerance limits can be set for each joint
- visual red and green signals in the display confirm the status of the joint
- additional security for presets (function mode, trigger or preset value, unit of measurement, tolerance, save, deviating extension) using PIN code
- up to 7.500 measurements can be stored
- USB interface
- automatic notification of the next calibration date
- calibration using perfectControl® calibrating unit No 7794 or calibration system No 7791
- two-component handle with ergonomically designed green softer layers (resistant to oils, grease, fuels, brake fluids and skydrol)
- certificate in accordance with DIN EN ISO 6789-2:2017
- in sturdy plastic box (sizes 40-100 in steel box)
- patent
- supplied with two 1.5 V AA batteries. AA/LR6, 1.2 V rechargeable cells may also be used
- **display deviation value ± 2%, ± 1 digit**

730D **Service/series MANOSKOP® torque wrenches with mount for insert tools**

730D/20

730D/80

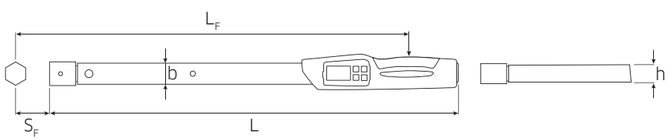

Code	size				Setting/display resolution N·m	ft·lb	in·lb	mm	b mm	h mm	L mm	L_F mm	S_F mm	g	g with box
96501710	**10**	10-100 N·m	7.4-75 ft·lb	90-900 in·lb	0.2/0.1	0.2/0.1	2/1.0	9x12	28	23	467	426.5	17.5	1085	1510
96501720	**20**	20-200 N·m	15-150 ft·lb	180-1800 in·lb	0.5/0.1	0.5/0.1	5/1.0	14x18	28	23	548	515	25	1361	1896
96501740	**40**	40-400 N·m	30-300 ft·lb	360-3600 in·lb	1.0/0.1	1.0/0.1	10/1.0	14x18	28	23	688	655	25	3300	5155
96501765	**65 ***	65-650 N·m	48-480 ft·lb	580-5800 in·lb	1.0/0.1	1.0/0.1	10/1.0	14x18	30.6	25.6	870	837	25	3300	6000
96501965	**II/65**	65-650 N·m	48-480 ft·lb	580-5800 in·lb	1.0/0.1	1.0/0.1	10/1.0	22x28	30.6	25.6	892	889	55	3224	7500
96502080	**80**	80-800 N·m	60-600 ft·lb	720-7200 in·lb	1.0/1.0	1.0/1.0	10/1.0	22x28	30.6	25.6	1160	1157	55	4577	10500
96502100	**100**	100-1000 N·m	74-750 ft·lb	900-9000 in·lb	1.0/1.0	1.0/1.0	10/1.0	22x28	30.6	25.6	1344	1341	55	4995	11000

* recommended ratchet insert tool No 735/40HD

KG5 Print ES DE EN 2019-12-18 mTabellen.indd 210 18.12.2019 16:02:09

730DR Service/series MANOSKOP® torque wrenches with reversible ratchet insert tool

Code	size				Setting/display resolution N·m	ft·lb	in·lb	■ "	mm	L mm	g	g with box
96501810	**10**	10–100 N·m	7.4–75 ft·lb	90–900 in·lb	0.2/0.1	0.2/0.1	2/1.0	1/2	9x12	501	1232	1657
96501820	**20**	20–200 N·m	15–150 ft·lb	180–1800 in·lb	0.5/0.1	0.5/0.1	5/1.0	1/2	14x18	595	1663	2198
96501840	**40**	40–400 N·m	30–300 ft·lb	360–3600 in·lb	1.0/0.1	1.0/0.1	10/1.0	3/4	14x18	738	2232	4722
96501865	**65**	65–650 N·m	48–480 ft·lb	580–5800 in·lb	1.0/0.1	1.0/0.1	10/1.0	3/4	14x18	975	3767	6530
96502065	**II/65**	65–650 N·m	48–480 ft·lb	580–5800 in·lb	1.0/0.1	1.0/0.1	10/1.0	3/4	22x28	977	3994	9000
96501880	**80**	80–800 N·m	60–600 ft·lb	720–7200 in·lb	1.0/0.1	1.0/0.1	10/1.0	3/4	22x28	1255	6492	12500
96501800	**100**	100–1000 N·m	74–750 ft·lb	900–9000 in·lb	1.0/0.1	1.0/0.1	10/1.0	3/4	22x28	1439	6910	12500

7759-5 USB hub, jack cable and SENSOMASTER 4 software

- SENSOMASTER 4 - one software package for all electronic torque wrenches from STAHLWILLE
- self-explanatory thanks to intuitive GUI with clearly organised tabbed layout
- quick and easy programming for electronic torque wrenches
- enables comprehensive evaluations, for example in connection with quality assurance
- read out stored wrench data and joint readings:
  - joint identifier
  - tool serial number
  - date and time of tightening operation
  - target torque or target angle
  - torque level at which the tool cuts out
  - tightening torque or angle reached
  - tolerances
  - joint evaluation
- storage of joint data in a database
- delete or print highlighted joints from the database
- export displayed joint data to a range of file formats (*.XLS,*.CSV,*.ODG)
- user management
- define new PIN
- delete joint data stored in wrench

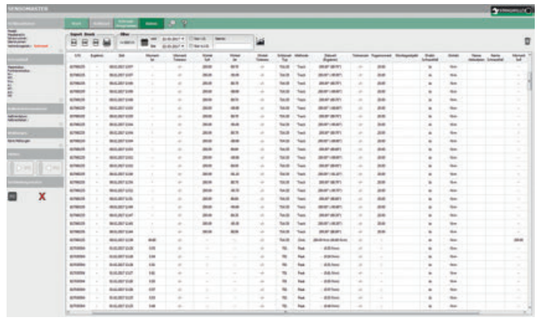

System requirements:
- PC
- from Microsoft Windows XP on
- USB connection

Code	L m	g
96583630	1.5	65

7751 Jack cable

- with jacks at both ends, 90° angled

Code	L m	g
52110051	1.5	50

7757-1 USB adaptor

Code	g
52111057	10

For absolute accuracy.
STAHLWILLE torque angle/torque wrenches.

For high-accuracy applications – Category A bolted connections, for example – just checking the torque is not enough. As well as the torque, it is crucial to tighten to the correct tightening angle.

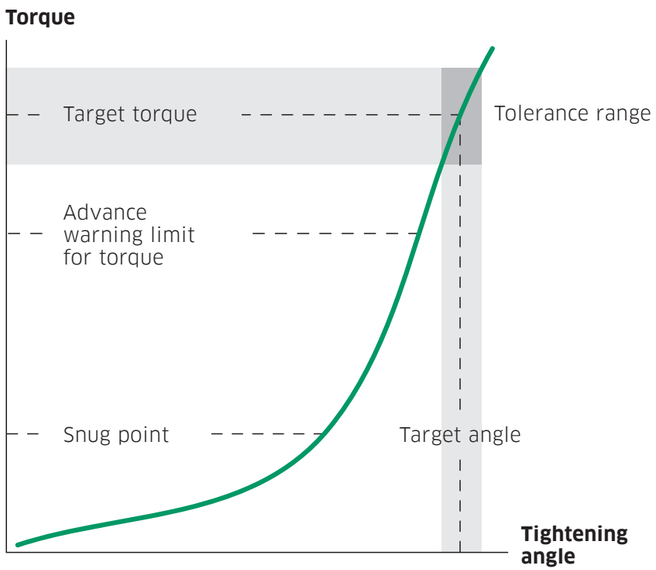

The torque reading specifies how much force was applied to tighten a fastener. For many applications, this is perfectly good enough. However, in certain cases, the additional measure of accuracy is an essential requirement. The tightening force that is generated between the workpieces in a bolted joint has to be exactly adhered to: if the force is too great, there is a risk of breakage. If it is too low, on the other hand, the connection will not be firm enough and may lead to failure in the assembly under normal operation conditions. Since the tension is dependent on the tightening torque and the angle, measuring equipment that can measure both quantities exactly is required. For applications of this kind, STAHLWILLE has precisely the solutions industry needs.

MANOSKOP® 714
» 216

SENSOTORK® 713R
» 220

ACCURATE.

Accuracy counts – uncertainty is reduced to a minimum to guarantee accurate readings.

EFFICIENT.

Easily readable displays and automatic switch-over to angle-controlled measurement once the target tightening torque has been reached – key features in efficient, safe work practice.

SAFE.

Increased fastener quality – including the angle of turn as the second measured quantity makes the bolted joint even more secure.

AUDITED.

All our angle-controlled torque wrenches have a logging function. Using the corresponding software (this is an optional extra), it is possible to read out programmed, stored readings and archive them on the PC – for example by the serial number of the tool, date and timestamp of the tightening operation, target torque and angle and the torques and angles actually recorded.

ECONOMICAL.

Thanks to the considerably extended measuring ranges, every angle-controlled torque wrench can replace as many as four mechanical torque wrenches (two indicating and two clicking), which simultaneously reduces the costs of maintenance, calibration and adjustment. All these models are suitable for clockwise and anticlockwise tightening.

Simply special.
MANOSKOP® 714.

Made in Germany

As an electromechanical torque wrench, the MANOSKOP® 714 delivers the best of both worlds. Users benefit from precise, electronic tracking, but also feel and hear the familiar »click« of mechanical torque wrenches. The result of the tightening action is evaluated visually on the high-resolution OLED display and lateral LEDs and is indicated acoustically. The menu is intuitive to use and can be freely configured. As one would expect, the MANOSKOP® 714 is capable of logging tightening actions, indicates in both anticlockwise and clockwise directions and clicks in a clockwise direction.

ACCURATE.

Display deviation value ± 2% for torque and ± 1% for angle. All readings are independent of the point of application of force (with sizes 1, 2 and 4).

Optional rechargeable lithium-ion batteries with 2600 mAh and a corresponding charger cradle ensure the tool is always ready for use.

HD DISPLAY.

High-definition colour display providing a reading angle up to 170° and with additional side-mounted indicator lamps. Yellow lamp: advance warning threshold reached, green lamp: within the target range, red lamp: reading is outside the tolerance range.

MADE TO MEASURE.

Four measuring modes (torque, angle, torque backed up by angle, angle backed up by torque).

VERSATILE.

Three function modes: first peak, peak (indicating mode) and track (indicating mode).

CONNECTING YOU NOW...

Micro-USB interface for quick connection to a PC.

INDIVIDUAL.

Individually configurable menus. Includes SENSOMASTER software for easy configuration of the tool.

SIMPLE.

Smooth-action bayonet connection on battery compartment. Can optionally be equipped with Li-Ion battery 7195-2.

MANOSKOP® 714 – indicating and click-type Electromechanical angle-controlled torque wrench

- 4 measuring modes (torque, angle, torque backed up by angle, angle backed up by torque)
- high-definition colour display with additional side-mounted indicator lamps
- freely configurable menu structure
- optionally: Li-ion battery No 7195-2 and charger No 7160
- 3 function modes: cut-out, peak hold (indicating mode with peak value) and track (indicating mode with current value)
- micro USB interface
- bayonet connection for battery compartment
- QuickRelease safety lock change system for insert tools
- data storage (≤ 2500 tightening jobs)
- as many as 200 joints can be programmed in up to 25 preset sequences
- different tolerance limits can be set for each joint
- acoustic and visual assessment of the joint
- rapid, accurate setting via keypad
- the automatic keypad lock prevents inadvertent changes
- overload protection by means of acoustic and visual signals and a fail-safe system (clockwise)
- automatic notification of the next calibration date, either by the number of joints or the time interval
- fully automated calibrating and adjusting using the perfectControl® calibrating and adjusting unit No 7794-2 (torque) or 7794-3 (torque and angle)
- units of measure: N·m, ft·lb, in·lb
- tightening torque is automatically corrected if a deviating extension is entered
- immediately reusable after release
- clockwise and anticlockwise tightening – it may be necessary to refit the insert tool rotated through 180° for anticlockwise tightening in the cut-out mode
- tactile and acoustic trigger signal
- torque and angle are simultaneously visible
- all readings are independent of the point of application of force (with sizes 1, 2 and 4)
- safe handling due to ergonomically designed handle (resistant to oils, grease, fuels, brake fluid and skydrol)
- 3 certificates (torque indicating/clicking in accordance with DIN EN ISO 6789-2:2017, angle)
- in sturdy plastic box (size 40-100 in steel box)
- design patent, patent
- supplied with SENSOMASTER 4 software, USB cable, 4 AAA/LR03 micro-batteries, 1.5 V. AAA, 1.2 V, micro NiMH rechargeable batteries can be used
- display resolution, angle 0.1°
- **display deviation value, angle ±1%, ±1 digit**
- display resolution, torque ≤ 60 N·m: 0.01 N·m; > 60 N·m: 0.1 N·m
- **display deviation value, torque ±2%, ±1 digit**

223-229

714 MANOSKOP® tightening angle torque wrenches with mount for insert tools

product design award 2013

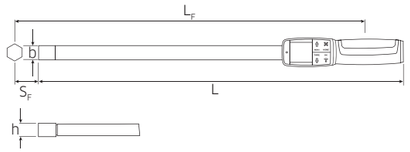

714/2

714/20

714/80

Code	size				mm	b mm	h mm	L mm	L_F mm	S_F mm	g	g with box
96500901	**1**	1–10 N·m	0.7–7.5 ft·lb	9–90 in·lb	9x12	28	23	226	188	17.5	370	795
96500902	**2**	2–20 N·m	1.5–15 ft·lb	18–180 in·lb	9x12	28	23	226	188	17.5	380	805
96500904	**4**	4–40 N·m	3–30 ft·lb	36–360 in·lb	9x12	28	23	252	214	17.5	420	845
96500906	**6**	6–60 N·m	4.5–45 ft·lb	54–540 in·lb	9x12	28	23	393	355	17.5	810	1235
96500910	**10**	10–100 N·m	7.4–75 ft·lb	90–900 in·lb	9x12	28	23	466	428	17.5	1085	1655
96500920	**20**	20–200 N·m	15–150 ft·lb	180–1800 in·lb	14x18	28	23	547	516	25	1361	1896
96500940	**40**	40–400 N·m	30–300 ft·lb	360–3600 in·lb	14x18	28	23	687	656	25	1765	5155
96500965	**65**	65–650 N·m	48–480 ft·lb	580–5800 in·lb	22x28	30.6	25.6	890	890	55	3222	7000
96500980	**80**	80–800 N·m	60–600 ft·lb	720–7200 in·lb	22x28	30.6	25.6	1158	1158	55	4572	10400
96500100	**100**	100–1000 N·m	74–750 ft·lb	900–9000 in·lb	22x28	30.6	25.6	1343	1343	55	4990	10500

KG5 Print ES DE EN 2019-12-18 mTabellen.indd 216 18.12.2019 16:02:41

714R MANOSKOP® tightening angle torque wrenches with reversible ratchet insert tool

714R/2

714R/20

714R/80

Code	size				■ "	mm	L mm	g	g with box
96501001	**1**	1–10 N·m	0.7–7.5 ft·lb	9–90 in·lb	1/4	9x12	269	432	857
96501002	**2**	2–20 N·m	1.5–15 ft·lb	18–180 in·lb	1/4	9x12	269	442	867
96501004	**4**	4–40 N·m	3–30 ft·lb	36–360 in·lb	1/4	9x12	295	482	907
96501006	**6**	6–60 N·m	4.5–45 ft·lb	54–540 in·lb	3/8	9x12	427	965	1390
96501010	**10**	10–100 N·m	7.4–75 ft·lb	90–900 in·lb	1/2	9x12	500	1232	1657
96501020	**20**	20–200 N·m	15–150 ft·lb	180–1800 in·lb	1/2	14x18	594	1663	2198
96501040	**40**	40–400 N·m	30–300 ft·lb	360–3600 in·lb	3/4	14x18	737	2275	5665
96501065	**65**	65–650 N·m	48–480 ft·lb	580–5800 in·lb	3/4	22x28	980	5137	9000
96501080	**80**	80–800 N·m	60–600 ft·lb	720–7200 in·lb	3/4	22x28	1253	6487	12300
96501100	**100**	100–1000 N·m	73–735 ft·lb	885–8850 in·lb	3/4	22x28	1438	6905	12500

7195-2 Li-ion battery for No 714

- max. charge voltage 4.2 V
- capacity 2600 mAh
- hazardous goods: Rechargeable Li-ion battery according to UN 3480, Class 9

Code	g
54101195	74

7160 Charging dock for Li-ion battery No 7195-2

- including charger
- Input: 100 V-240 V AC
- Output: 4.2 V DC
- charge duration: 4 hrs.
- with interchangeable socket adaptors

Code	g
54100060	440

7761/3 Interface adaptor set

required for automated calibration and adjustment of angle-controlled torque wrench No 714 using calibrating and adjusting units perfectControl® No 7794-2 and 7794-3.

Contents:
- No 7761 interface adaptor
- No 7752 spiral cable
- No 7760 mains adaptor

Code	g
96521161	255

7732-2 SENSOMASTER Live software

- record torqueing operations with the MANOSKOP® 714, SENSOTORK® 713R (from firfirmware 4.x) and SENSOTORK® 701
- representation of torque over time, angle over time, torque over angle
- representation of several curves simultaneously
- data export for further processing
- the software is for a single-seat licence
- torque wrenches 714/1 … /100 must have firmware version 02.01.02

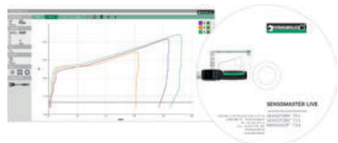

Code	g
96585235	111

7762 Docking station for No 714

- stationary base for securely connecting angle-controlled torque wrench No 714 to a PC via a USB port

Code	g
52110062	440

7762-1 Rest for docking station No 7762

- for securely supporting long angle-controlled torque wrenches No 714 from size 6 up

Code	g
52110162	475

The torque angle specialist.
SENSOTORK® 713R.

Made in Germany

When it comes to prescribed tightening using the torque angle, SENSOTORK® 713R is the ideal tool. This tightening angle torque wrench for clockwise and anticlockwise operation boasts a particularly flexible measuring range and measures the angle and torque applied irrespective of the point of application of force. In this way it prevents human error. In addition, there is a display deviation of only ± 1° for the angle of rotation and ± 1% for the torque.

EXACT.

With a display deviation value of only ± 1%, the SENSOTORK® 713R is the champion in the STAHLWILLE range.

Easy extension setting. Where the insert tool requires an extension adjustment, simply enter the new value – recalculation using formulae is not necessary.

MULTISENSORY.

The torque achieved is indicated by visual, audible and tactile signals – with a multicoloured backlit LED display, acoustic signal and vibration.

SIMPLE.

Preset individual fasteners and program complex sequences – whether on the PC or on the tool itself using the display and function keys.

UNCOMPLICATED.

Operator guidance and the menu structure are intuitive – arrow keys simplify operation.

QR

SAFE.

The QuickRelease interlock technology ensures tools cannot be inadvertently lost – while enabling rapid, safe tool changes.

CONNECTING YOU NOW...

Set the parameters for the torque wrench or read out the stored data. This is a simple matter using the USB interface together with the optional SENSOMASTER software.

LOGGING FUNCTION.

Comprehensive documentation options. As many as 2000 tightening actions can be stored with timestamps.

Electronic angle-controlled torque wrenches SENSOTORK® 713R and electronic torque wrench SENSOTORK® 712R

- simple, flexible operation thanks to operator guidance on large-format display
- very broad measuring range (5% to 100% of rated value)
- supplied with insert tool reversible ratchet
- more insert tools
- QuickRelease safety lock
- for clockwise and anticlockwise torquing
- measurements independent of the point of application of force
- units of measurement: N·m, ft·lb, in·lb
- advance warning points programmable for visual, tactile and acoustic signals
- backlit display aids evaluation of the tightening operation (traffic-light colours)
- insert tool lengths can be individually set
- maintenance friendly due to easy adjustment and automatic reminder of next calibration date

223-229

- repeated joints can be collated to form a single menu-guided sequence
- tightening jobs are stored with a timestamp
- individual identification markings possible
- password protection to prevent inadvertent changes and make the tool tamper-proof
- meets requirements of DKD-R 3-7, Class 2
- with 2 certificates (torque in accordance with DIN EN ISO 6789-2:2017/angle)
- in sturdy plastic box (size 40 in tough steel box)
- supplied with two 1.5 V AA batteries. AA/LR6, 1.2 V NiMH rechargeable cells may also be used
- fully automated calibration (torque) using perfectControl® calibrating unit No 7794-2. Readjustment does not require disassembly.
- registered design
- **display deviation value ± 1%**

5

713R — Electronic SENSOTORK® tightening angle torque wrenches with reversible ratchet insert tool

- torque and angle are simultaneously visible
- convenient angle measurement across a very wide angle range
- **display deviation value, angle ±1%, ±1 digit**

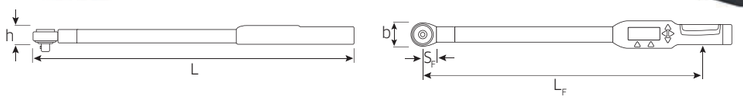

Code	size			■ "	mm	b mm	h mm	L mm	L_F mm	S_F mm	g	g with box
96 50 16 06	**6**	3–60 N·m	2.5–44 ft·lb	3/8	9x12	33	24	378	299	17.5	856	1500
96 50 16 20	**20**	10–200 N·m	7–148 ft·lb	1/2	14x18	43	26	608	524	25	1552	2430
96 50 16 40	**40**	20–400 N·m	15–296 ft·lb	3/4	14x18	50	31.5	838	750	25	2332	5555

712R/6 — Electronic SENSOTORK® torque wrench with reversible ratchet insert tool

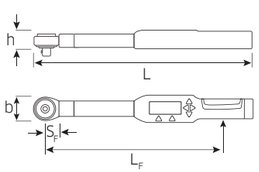

Code			■ "	mm	b mm	h mm	L mm	L_F mm	S_F mm	g	g with box
96 50 15 06	3–60 N·m	2.5–44 ft·lb	3/8	9x12	33	24	378	299	17.5	856	1500

KG5 Print ES DE EN 2019-12-18 mTabellen.indd 220 18.12.2019 16:02:52

Accessories for electronic angle-controlled torque wrench Sensotork® No 713R and electronic torque wrench SENSOTORK® No 712R

7759-5 USB hub, jack cable and SENSOMASTER 4 software

- SENSOMASTER 4 - one software package for all electronic torque wrenches from STAHLWILLE
- self-explanatory thanks to intuitive GUI with clearly organised tabbed layout
- quick and easy programming for electronic torque wrenches
- enables comprehensive evaluations, for example in connection with quality assurance
- read out stored wrench data and joint readings:
  - joint identifier
  - tool serial number
  - date and time of tightening operation
  - target torque or target angle
  - torque level at which the tool cuts out
  - tightening torque or angle reached
  - tolerances
  - joint evaluation
- storage of joint data in a database
- delete or print highlighted joints from the database
- export displayed joint data to a range of file formats (*.XLS,*.CSV,*.ODG)
- user management
- define new PIN
- delete joint data stored in wrench

System requirements:
- PC
- from Microsoft Windows XP on
- USB connection

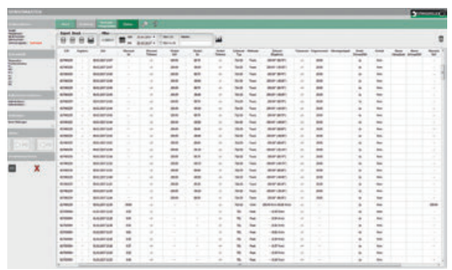

5

Code	L m	⚖ g
96 58 36 30	1.5	65

7751 Jack cable

- connection between transducers 7721-7724 and USB adaptor or display unit
- with jacks at both ends, 90° angled

Code	L m	⚖ g
52 11 00 51	1.5	50

7757-1 USB adaptor

Code	⚖ g
52 11 10 57	10

KG5 Print ES DE EN 2019-12-18 mTabellen.indd 221 18.12.2019 16:02:54

7301/7302 Plastic box, empty

- for safe storage and transport of torque wrenches (please order inlays separately)
- supplied without torque wrench

Code	No	for torque wrenches No	L mm	g
81370002	**7301**	712R/6; 713R/6; 714/1-10; 721/5-20 Quick; 730/5-20 Quick; 730/5-20 Fix; 730N/5-20; 730D/10	550	425
81370003	**7302**	713R/20; 714/20; 721/30 Quick; 730/40 Quick; 730/40 Fix; 730N/40; 730D/20	680	535

7303/7304 Inlays for plastic box

Code	No	for torque wrenches No	g
83071004	**7303**	712R/6; 713R/6; 721/5-20 Quick; 730/5-20 Quick; 730/5-20 Fix; 730N/5-20; 730D/10	60
83071002	**7304**	713R/20; 721/30 Quick; 730/40 Quick; 730/40 Fix; 730N/40; 730D/20	81

TWBE 65-100 Textile bags for larger torque wrenches

- for safe storage and transport of large torque wrenches

Code	No	for torque wrenches No	g
81231100	**TWBE 65**	714/65; 730/65 Quick; 730II/65 Quick; 730N/65; 730NII/65; 730/65 Fix; 730II/65 Fix; 730D/65; 730DII/65	670
81231101	**TWBE 80**	714/80; 71/80; 71aR/80; 720Nf/80; 721Nf/80; 730/80; 730D/80	714
81231102	**TWBE 100**	714/100; 730N/80; 730/80 Fix; 730N/100; 730D/100	760
81231103	**TWBE 721NF/100**	721Nf/100	850

7396 LED lighting

- for torque wrenches
- if light is poor, simply attach this LED lamp to illuminate the work site
- included in the delivery is a 1.5 V micro battery
- supplied without torque wrench

Code	for torque wrenches No	g
54010004	712R/6; 713R/6-40; 714/6-40; 721/5-30 Quick; 730/5-40 Quick; 730/5-40 Fix; 730N/5-40; 730D/10-40	55

7380N/7385N Torque angle gauges

- for angle controlled bolt/screw tightening, with static read-off point
- read-off possible from any angle thanks to a pair of angled scales
- removable magnet for attaching sockets with 1/2" internal square drive
- for use in conjunction with tightening tools such as service MANOSKOP® No 730N
- since this tightening method requires a pre-determined snug torque to be applied, it is essential to choose a torque wrench covering both snug torque as well as maximum torque required to reach the recommended tightening angle
- whether 1/2" or 3/4" square drive torque angle gauge is used depends upon the square drive of the appropriate torque wrench employed

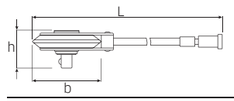

code	No	○ "	■ "			b mm	h mm	L mm	g
54010001	**7380N**	1/2	1/2	± 360°	2°	78	43	416	505
54010002	**7385N**	3/4	3/4	± 360°	2°	78	76	416	720

7161 QuickRelease safety lock

- prevents insert tools being swapped
- the system is locked in place on the head of the torque wrench by means of a safety screw
- once the protection system has been fitted, it is possible to attach an insert tool but not to remove it because the QuickRelease unlock button itself is locked
- after the safety screw has been removed, the torque wrench reverts to being a standard, versatile tool
- the safety screw can be fitted and removed using a TORX® screwdriver with a central bore in the tip (No 4656, size T20, Code 46 56 00 20) or a bit screwdriver insert with a central bore in the tip (No 1442, size T20, Code 08 16 00 20)

Code	size	for torque wrenches No	g
54100070	**1**	714/1-4	4
54100071	**2**	712R/6; 713R/6; 714/6-10; 730/10 Quick; 730/10 Fix; 730N/10; 730D/10	5
54100072	**3**	713R/20-40; 714/20-40; 730/12-40 Quick; 730/12-40 Fix; 730N/12-40; 730D/20-40	11
54100073	**4**	730/5 Quick; 730/5 Fix; 730N/5	2
54100074	**5**	714/65-100; 730II/65; 730II/65 Quick; 730II/65 Fix; 730/80-100 Fix; 730NII/65; 730N/80-100; 730DII/65; 730D/80-100	30

for other torque wrenches on request

1299 ◉ Bit

- for inside hexagon screws
- for operating the adjusting screws on torque wrenches No 720, 721, 721 Quick, 730, 730 Quick, 730N, 730 Fix

Code	mm	⬢	"	L mm	g	
08090002	2	C 6.3	1/4	34	4	10

outside ⬢ DIN 3126/ISO 1173

KG5 Print ES DE EN 2019-12-18 mTabellen.indd 222 18.12.2019 16:02:58

Insert/shell tools for torque wrenches

Output square drive ■ in accordance with DIN 3120. Long-term loading of the input and output square drive is in accordance with DIN EN ISO 6789. This limit must not be exceeded if larger torque wrenches and tool holders are used.

725QR QuickRelease ratchet insert tools

QR

- reversible
- with QuickRelease safety lock
- size 4: 22 teeth
- sizes 5 and 10: 30 teeth

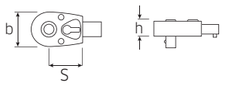

Code	size	■ "	mm	b mm	h mm	S mm	max. N·m	g
58253004	**4**	1/4	9x12	22	13.8	17.5	40	50
58253005	**5**	3/8	9x12	29	18	28*	100	130
58253010	**10**	1/2	9x12	29	18	28*	100	141

* Caution! Modified settings on torque wrench (refer to note on p. 201)

725B Bit ratchet insert tool

- reversible
- with inside hexagon, 1/4" or 5/16", DIN 3126/ISO 1173 D 6.3 or D8
- for direct acceptance of bits 1/4" or 5/16" outside hexagon C 6.3 (size 4: 22 teeth, size 5: 30 teeth)
- internal hex drive with a collar-thrust spring
- bits are easy to insert, lock securely in position and can be removed just as easily; even hex bits with a wide groove (Type E, DIN 3126/ISO 1173)

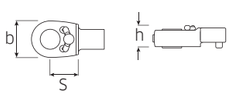

Code	size	○ "	mm	b mm	h mm	S mm	g
58255004	**4**	1/4	9x12	22	13.6	17.5	54
58255005	**5**	5/16	9x12	29	17.9	28*	117

* Caution! Modified settings on torque wrench (refer to note on p. 201)

725/4 Ratchet insert tool

- reversible
- 22 teeth

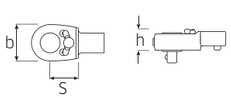

Code	■ "	mm	b mm	h mm	S mm	max. N·m	g
58254004	1/4	9x12	22	13.8	17.5	40	62

735 Ratchet insert tools, fine tooth

- reversible
- 60 teeth

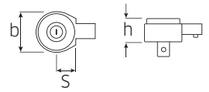

Code	size	■ "	mm	b mm	h mm	S mm	max. N·m	g
58250005	**5**	3/8	9x12	33	24	17.5	100	150
58250010	**10 ***	1/2	9x12	33	24	17.5	100	147

* on request also available as a clockwise-only ratchet

734 Square drive insert tools

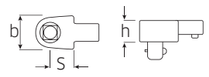

Code	size	■ "	mm	b mm	h mm	S mm	max. N·m	g
58240004	**4**	1/4	9x12	20	14	17.5	40	71
58240005	**5**	3/8	9x12	20	14	17.5	80	76
58240010	**10**	1/2	9x12	20	14	17.5	100	82

734F Square drive insert tools

- with permanently attached, captive square drive

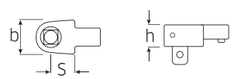

Code	size	■ "	mm	b mm	h mm	S mm	g
58241004	**4**	1/4	9x12	22	14	17.5	72
58241005	**5**	3/8	9x12	22	14	17.5	75

725L/5 Ratchet insert tool

- reversible
- 30 teeth
- Caution! Modified settings on torque wrench (refer to note on p. 201)

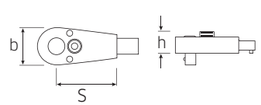

Code	■ "	mm	b mm	h mm	S mm	max. N·m	g
58151005	3/8	9x12	27.5	19.6	45	100	164

734L/5 Square drive insert tool

- Caution! Modified settings on torque wrench (refer to note on p. 201)

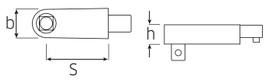

Code	■ "	mm	b mm	h mm	S mm	max. N·m	g
58242005	3/8	9x12	20	14	45	80	141

731/10 Open ended insert tools

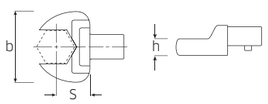

Code	mm	mm	b mm	h mm	S mm	g
58211007	**7**	9x12	22	5	17.5	40
58211008	**8**	9x12	22	5	17.5	39
58211009	**9**	9x12	26	5.5	17.5	38
58211010	**10**	9x12	26	5.5	17.5	42
58211011	**11**	9x12	26	5.5	17.5	41
58211012	**12 [1]**	9x12	30	7	17.5	43
58211013	**13**	9x12	30	7	17.5	45
58211014	**14**	9x12	35	8	17.5	52
58211015	**15**	9x12	35	8	17.5	51
58211016	**16**	9x12	38	8.5	17.5	58
58211017	**17**	9x12	38	8.5	17.5	60
58211018	**18**	9x12	42	9	20*	71
58211019	**19**	9x12	42	9	20*	74

[1]) for flare nuts of hydraulic pipes on French vehicles
* Caution! Modified settings on torque wrench (refer to note on p. 201)

731a/10 Open ended insert tools

Code	"	mm	b mm	h mm	S mm	g
58611016	1/4	9x12	22	5	17.5	36
58611020	5/16	9x12	22	5	17.5	53
58611024	3/8	9x12	26	5.5	17.5	38
58611028	7/16	9x12	26	5.5	17.5	37
58611032	1/2	9x12	30	7	17.5	44
58611034	9/16	9x12	35	8	17.5	49
58611036	5/8	9x12	38	8.5	17.5	64
58611038	11/16	9x12	42	9	20*	76
58611040	3/4	9x12	42	9	20*	73

* Caution! Modified settings on torque wrench (refer to note on p. 201)

732/10 Ring insert tools

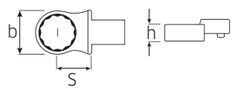

Code	mm	mm	b mm	h mm	S mm	g
58221007	**7**	9x12	13	8	17.5	37
58221008	**8**	9x12	14.2	8	17.5	40
58221010	**10**	9x12	17.2	9	17.5	44
58221011	**11**	9x12	18.5	9	17.5	41
58221012	**12**	9x12	20.5	11	17.5	49
58221013	**13**	9x12	21.5	11	17.5	55
58221014	**14**	9x12	22.5	11	17.5	52
58221015	**15**	9x12	24.5	12	17.5	52
58221016	**16**	9x12	26	12	17.5	54
58221017	**17**	9x12	27	13	17.5	59
58221018	**18**	9x12	28	13	17.5	56
58221019	**19**	9x12	30.5	13	17.5	65
58221021	**21**	9x12	33	15	17.5	71
58221022	**22**	9x12	34.5	15	17.5	74

732a/10 Ring insert tools

Code	"	mm	b mm	h mm	S mm	g
58621016	1/4	9x12	13	8	17.5	36
58621020	5/16	9x12	14.2	8	17.5	37
58621024	3/8 [1])	9x12	17.2	9	17.5	37
58621028	7/16	9x12	18.5	9	17.5	40
58621032	1/2	9x12	21.5	11	17.5	53
58621034	9/16	9x12	22.5	11	17.5	52
58621036	5/8	9x12	26	12	17.5	54
58621038	11/16	9x12	28	13	17.5	58
58621040	3/4	9x12	30.5	13	17.5	58
58621042	13/16	9x12	33	15	17.5	68
58621044	7/8	9x12	34.5	15	17.5	69

[1]) for Volvo aero-engines. types "JAS"

732TX/10 TORX® insert tools

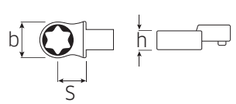

Code	size	mm	b mm	h mm	S mm	g
58291006	**E6**	9x12	13	8	17.5	40
58291008	**E8**	9x12	14.2	8	17.5	45
58291010	**E10**	9x12	17.2	9	17.5	45
58291012	**E12**	9x12	18.5	9	17.5	50
58291014	**E14**	9x12	21.5	11	17.5	60

KG5 Print ES DE EN 2019-12-18 mTabellen.indd 224 18.12.2019 16:03:08

732G/10 Ring insert tools

AS HPQ

- HPQ® high performance steel, gunmetal finish
- Caution! Modified settings on torque wrench (refer to note on p. 201)

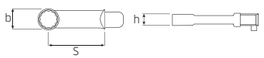

Code	⬡ mm	mm	b mm	h mm	S mm	g
58620007	**7**	9x12	11.5	6	45	31
58620008	**8**	9x12	12.4	6	45	33
58620009	**9**	9x12	14	8	45	44
58620010	**10**	9x12	15.6	8	45	45
58620013	**13**	9x12	19.3	9.2	45	60

732aG/10 Ring insert tools

AS HPQ

- for assembling and dismantling aero-engines
- HPQ® high performance steel, gunmetal finish
- Caution! Modified settings on torque wrench (refer to note on p. 201)

Code	⬡ "	mm	b mm	h mm	S mm	g
58621216	1/4	9x12	10.4	6	45	28
58621220	5/16	9x12	12.4	6	45	31
58621224	3/8	9x12	14.9	8	45	42
58621228	7/16	9x12	17	8	45	43
58621232	1/2	9x12	19	9.2	45	58
58621234	9/16	9x12	21	9.2	45	58
58621236	5/8	9x12	23	12	45	74

733/10 Open ring insert tools

AS

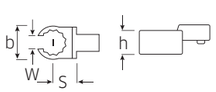

Code	⬡ mm	mm	b mm	h mm	S mm	W mm	g
58231010	**10**	9x12	21.5	11	17.5	7.1	57
58231011	**11**	9x12	22.5	11	17.5	8.6	55
58231012	**12**	9x12	24.5	12	17.5	9	59
58231013	**13**	9x12	26	12	17.5	10	55
58231014	**14**	9x12	27	13	17.5	11	60
58231016	**16**	9x12	30.5	13	17.5	13	65
58231017	**17**	9x12	31.5	13	17.5	14	64
58231018	**18**	9x12	33	15	17.5	14.8	74
58231019	**19**	9x12	34	15	17.5	15.8	70
58231021	**21**	9x12	38.5	15	20*	16.2	88
58231022	**22**	9x12	39.5	15	20*	17	92
58231024	**24**	9x12	40	15	20*	18	75

* Caution! Modified settings on torque wrench (refer to note on p. 201)

733a/10 Open ring insert tools

AS

Code	⬡ "	mm	b mm	h mm	S mm	W mm	g
58631024	3/8	9x12	21.5	11	17.5	7.1	55
58631028	7/16	9x12	22.5	11	17.5	8.6	56
58631032	1/2	9x12	26	12	17.5	9.5	58
58631034	9/16	9x12	27.5	13	17.5	11	59
58631036	5/8	9x12	30.5	13	17.5	12.7	61
58631038	11/16	9x12	33	15	17.5	14	48
58631040	3/4	9x12	34	15	17.5	15.8	76

736 Bit holder insert tools

- internal hex drive with a collar-thrust spring
- bits are easy to insert, lock securely in position and can be removed just as easily; even hex bits with a wide groove (Type E, DIN 3126/ ISO 1173)

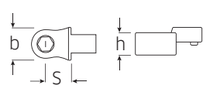

Code	size	⬡	⬡ "	mm	b mm	h mm	S mm	g
58261010	**10**	D 8	5/16	9x12	16	12.5	17.5	47
58262610	**10-1**	D 6.3	1/4	9x12	14	10	17.5	45

inside ⬡ DIN 3126/ISO 1173

5

737/10 Blank end insert tool

- gunmetal finish
- to prevent damage from excessive temperatures, the locking pin, spring and washer are not fitted until the welding work has been completed
- instructions are supplied
- material: 1.2208 - 31CRV3

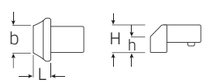

Code	Welding surface h x b mm	mm	H mm	L mm	g
58270010	8 x 14	9x12	14.5	8	35

7370/10 Adaptor

QR

- for using insert tools with an outer square drive of 14 x 18 mm on torque wrenches with an internal square drive of 9 x 12 mm
- Caution! Modified settings on torque wrench (refer to note on p. 201)

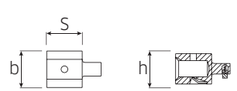

Code	■ mm	⬡ mm	b mm	h mm	S mm	g
58290010	9x12	14x18	31	26	30.5	118

KG5 Print ES DE EN 2019-12-18 mTabellen.indd 225 18.12.2019 16:03:12

7370/10-2 Adaptor

- for use with insert tools with a lateral dovetail profile in torque wrenches with 9 x 12 mm internal square drives
- Caution! Modified settings on torque wrench (refer to note on p. 201)

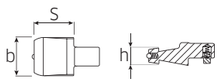

Code	■ mm	b mm	h mm	S mm	g
58 29 00 12	9x12	23.5	9.5	24	51

1820 Tool holder

- with tool carrier to receive insert/shell tools (without torque function)

Code	mm	L mm	g
18 20 00 01	9x12	382.5	490

725QR/20 QuickRelease ratchet insert tool

QR

- reversible
- with QuickRelease safety lock
- 36 teeth
- Caution! Modified settings on torque wrench (refer to note on p. 201)

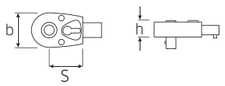

Code	size	■ "	mm	b mm	h mm	S mm	max. N·m	g
58 25 30 20	**20**	1/2	14x18	41	22.3	38.5	200	325

735 Ratchet insert tools, fine tooth

- reversible
- 60 teeth

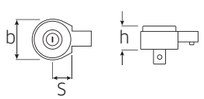

Code	size	■ "	mm	b mm	h mm	S mm	max. N·m	g
58 25 00 20	**20**	1/2	14x18	43	26	25	300	302
58 25 00 40	**40**	3/4	14x18	50	31.5	25	400	515
58 25 00 65	**40HD**	3/4	14x18	58	36	30 *	650	725

on request also available as a clockwise-only ratchet
* Caution! Modified settings on torque wrench (refer to note on p. 210)

734 Square drive insert tools

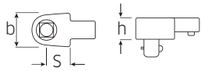

Code	size	■ "	mm	b mm	h mm	S mm	max. N·m	g
58 24 00 20	**20**	1/2	14x18	27	18	25	300	205
58 24 00 40	**40**	3/4	14x18	40	25	25	650	396

731/40 Open ended insert tools

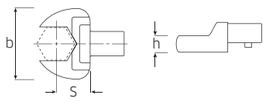

Code	mm	mm	b mm	h mm	S mm	g
58 21 40 13	**13**	14x18	30	7	25	128
58 21 40 14	**14**	14x18	35	8	25	129
58 21 40 15	**15**	14x18	35	8	25	132
58 21 40 16	**16**	14x18	38	9	25	140
58 21 40 17	**17**	14x18	38	9	25	130
58 21 40 18	**18**	14x18	42	10	25	147
58 21 40 19	**19**	14x18	42	10	25	140
58 21 40 21	**21**	14x18	50	11	25	171
58 21 40 22	**22**	14x18	50	11	25	165
58 21 40 24	**24**	14x18	53	12	25	167
58 21 40 25	**25**	14x18	53	12	25	170
58 21 40 27	**27**	14x18	60	13	30 *	219
58 21 40 30	**30**	14x18	66	14	30 *	275
58 21 40 32	**32**	14x18	66	14	32.5 *	246
58 21 40 34	**34**	14x18	66	14	32.5 *	239
58 21 40 36	**36**	14x18	74	15	32.5 *	275
58 21 40 38	**38**	14x18	74	15	32.5 *	265
58 21 40 41	**41**	14x18	82	15	36.5 *	307

* Caution! Modified settings on torque wrench (refer to note on p. 201)

731a/40 Open ended insert tools

Code	"	mm	b mm	h mm	S mm	g
58 61 40 28	**7/16**	14x18	30	7	25	127
58 61 40 32	**1/2**	14x18	30	7	25	125
58 61 40 34	**9/16**	14x18	35	8	25	129
58 61 40 36	**5/8**	14x18	38	9	25	136
58 61 40 38	**11/16**	14x18	42	10	25	148
58 61 40 40	**3/4**	14x18	42	10	25	144
58 61 40 42	**13/16**	14x18	50	11	25	171
58 61 40 44	**7/8**	14x18	50	11	25	165
58 61 40 46	**15/16**	14x18	53	12	25	177
58 61 40 48	**1**	14x18	60	13	30 *	224
58 61 40 52	**1 1/8**	14x18	66	14	30 *	258

* Caution! Modified settings on torque wrench (refer to note on p. 201)

KG5 Print ES DE EN 2019-12-18 mTabellen.indd 226 18.12.2019 16:03:17

732/40 Ring insert tools

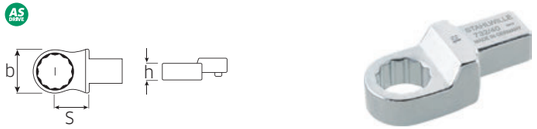

Code	mm	mm	b mm	h mm	S mm	g
58 22 40 13	**13**	14x18	22.5	11	25	130
58 22 40 14	**14**	14x18	23	11	25	123
58 22 40 15	**15**	14x18	24	11	25	128
58 22 40 16	**16**	14x18	25.5	12	25	133
58 22 40 17	**17**	14x18	27	12	25	135
58 22 40 18	**18**	14x18	29	13	25	134
58 22 40 19	**19**	14x18	30.5	13	25	145
58 22 40 21	**21**	14x18	33	15	25	144
58 22 40 22	**22**	14x18	34.5	15	25	145
58 22 40 24	**24**	14x18	37.5	15	25	153
58 22 40 27	**27**	14x18	42.5	17	25	162
58 22 40 28	**28**	14x18	45.5	19	25	175
58 22 40 30	**30**	14x18	46	19	25	182
58 22 40 32	**32**	14x18	47.5	19	25	181
58 22 40 34	**34**	14x18	52	19	28 *	210
58 22 40 36	**36**	14x18	54	19	28 *	203
58 22 40 41	**41**	14x18	60	20	30 *	240

* Caution! Modified settings on torque wrench (refer to note on p. 201)

732a/40 Ring insert tools

Code	"	mm	b mm	h mm	S mm	g
58 62 40 32	**1/2**	14x18	22.5	11	25	122
58 62 40 34	**9/16**	14x18	23	11	25	122
58 62 40 36	**5/8**	14x18	25.5	12	25	134
58 62 40 38	**11/16**	14x18	29	13	25	132
58 62 40 40	**3/4**	14x18	30.5	13	25	138
58 62 40 42	**13/16**	14x18	33	15	25	142
58 62 40 44	**7/8**	14x18	34.5	15	25	147
58 62 40 46	**15/16**	14x18	37.5	15	25	151
58 62 40 48	**1**	14x18	41	17	25	160

732TX/40 TORX® insert tools

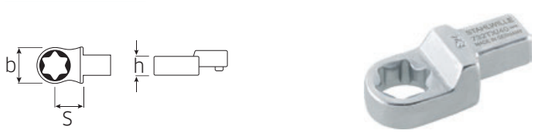

Code	size	mm	b mm	h mm	S mm	g
58 29 40 14	**E14**	14x18	22.5	11	25	130
58 29 40 18	**E18**	14x18	24	11	25	135
58 29 40 20	**E20**	14x18	29	13	25	150
58 29 40 24	**E24**	14x18	30.5	13	25	150

736/40 Bit holder insert tool

- internal hex drive with a collar-thrust spring
- bits are easy to insert, lock securely in position and can be removed just as easily; even hex bits with a wide groove (Type E, DIN 3126/ISO 1173)

code	O	"	mm	b mm	h mm	S mm	g
58 26 10 40	D 8	5/16	14x18	16	12.5	25	114

inside O DIN 3126/ISO 1173

737/40 Blank end insert tool

- gunmetal finish
- to prevent damage from excessive temperatures, the locking pin, spring and washer are not fitted until the welding work has been completed
- instructions are supplied
- material: 1.2208 - 31CRV3

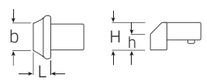

Code	Welding surface h x b mm	mm	H mm	L mm	g
58 27 00 40	11 x 25	14x18	21.5	12	98

7370/40 Adaptor

- for using insert tools with an outer square drive of 9 x 12 mm on torque wrenches with an internal square drive of 14 x 18 mm
- Caution! Modified settings on torque wrench (refer to note on p. 201)

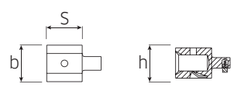

code	■ mm	O mm	b mm	h mm	S mm	g
58 29 00 40	14x18	9x12	28	21	21.5	117

7370/40-1 Adaptor

- for using shell tools with an internal square drive of 24.5 x 28 mm on torque wrenches with an internal square drive of 14 x 18 mm
- Caution! Modified settings on torque wrench (refer to note on p. 201)

Code	■ mm	■ mm	L mm	g
58 29 00 41	14x18	24,5x28	66	251

7370/40-2 Adaptor

- for use with insert tools with a lateral dovetail profile in torque wrenches with 14 x 18 mm internal square drives
- Caution! Modified settings on torque wrench (refer to note on p. 201)

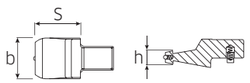

Code	■ mm	b mm	h mm	S mm	g
58290042	14x18	31.5	9.5	34.6	138

1821 Tool holder

- with tool carrier to receive insert/shell tools (without torque function)

Code	mm	L mm	g
18210001	14x18	575	720

735/65 Ratchet insert tool, fine tooth

- reversible
- 60 teeth
- load capacity up to 650 N·m
- for size 65 torque wrenches

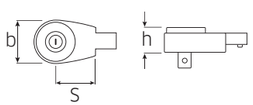

Code	■ "	mm	b mm	h mm	S mm	g
58251065	3/4	22x28	61	35	55	1115

735/100 Ratchet insert tool

- with push through square drive
- 30 teeth

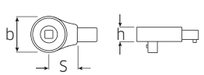

Code	■ "	mm	b mm	h mm	S mm	g
58250100	3/4	22x28	76	42	55	1893

734/100 Square drive insert tool

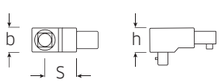

Code	■ "	mm	b mm	h mm	S mm	g
58240100	3/4	22x28	43	42	55	1175

731/100 Open ended insert tools

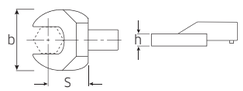

Code	mm	mm	b mm	h mm	S mm	g
58211024	24	22x28	50	13	55	618
58211027	27	22x28	56	14	55	640
58211030	30	22x28	63	15	55	690
58211032	32	22x28	67	15	55	705
58211034	34	22x28	72	15	55	731
58211036	36	22x28	74	15	55	713
58211041	41	22x28	84	16	55	894
58211046	46	22x28	94	17	55	934
58211050	50	22x28	104	18	55	1073
58211055	55	22x28	114	19	55	1172
58211060	60	22x28	124	20	55	1241

732/100 Ring insert tools

AS DIN

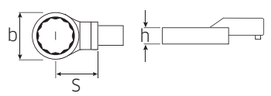

Code	mm	mm	b mm	h mm	S mm	g
58221024	24	22x28	43	15	55	616
58221027	27	22x28	43	15	55	609
58221030	30	22x28	46	16	55	617
58221032	32	22x28	49	16	55	611
58221034	34	22x28	52	17	55	627
58221036	36	22x28	54	17	55	620
58221041	41	22x28	61	18	55	630
58221046	46	22x28	66	19	55	628
58221050	50	22x28	75	20	55	701
58221055	55	22x28	84	21	55	776
58221060	60	22x28	93	22	55	867

737/100 Blank end insert tool

- gunmetal finish
- to prevent damage from excessive temperatures, the locking pin, spring and washer are not fitted until the welding work has been completed
- instructions are supplied
- material: 1.2208 - 31CRV3

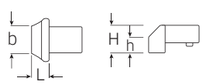

Code	Welding surface h x b mm	mm	H mm	L mm	g
58270100	15 x 50	22x28	32	24	483

7370/100 Adaptor

- for using shell tools with an internal square drive of 24.5 x 28 mm on torque wrenches with an internal square drive of 22 x 28 mm
- Caution! Modified settings on torque wrench (refer to note on p. 201)

Code	■ mm	■ mm	L mm	S mm	g
58291100	22x28	24,5x28	85	100	421

735/80 Ratchet shell tool

- with push through square drive
- 30 teeth

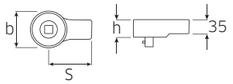

Code	■ "	mm	b mm	h mm	S mm	g
58250080	3/4	24,5x28	76	43	95	1930

734/80 Square drive shell tool

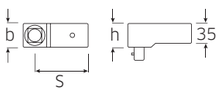

Code	■ "	mm	h mm	S mm	g
58240080	3/4	24,5x28	42	95	1200

731/80 Open ended shell tools

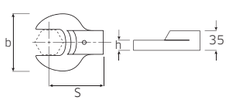

Code	O mm	mm	b mm	h mm	S mm	g
58218024	**24**	24,5x28	50	13	95	601
58218027	**27**	24,5x28	56	14	95	620
58218030	**30**	24,5x28	63	15	95	655
58218032	**32**	24,5x28	67	15	95	670
58218034	**34**	24,5x28	72	15	95	699
58218036	**36**	24,5x28	74	15	95	620
58218041	**41**	24,5x28	84	16	95	810
58218046	**46**	24,5x28	94	17	95	867
58218050	**50**	24,5x28	104	18	95	1010
58218055	**55**	24,5x28	114	19	95	1150
58218060	**60**	24,5x28	124	20	95	1325

732/80 Ring shell tools

AS

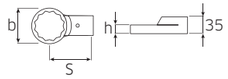

Code	O mm	mm	b mm	h mm	S mm	g
58228024	**24**	24,5x28	36	15	95	605
58228027	**27**	24,5x28	40.5	15	95	610
58228030	**30**	24,5x28	46	16	95	630
58228032	**32**	24,5x28	49	16	95	635
58228034	**34**	24,5x28	52	17	95	650
58228036	**36**	24,5x28	54	17	95	650
58228041	**41**	24,5x28	61	18	95	675
58228046	**46**	24,5x28	66	19	95	700
58228050	**50**	24,5x28	75	20	95	750
58228055	**55**	24,5x28	84	21	95	800
58228060	**60**	24,5x28	93	22	95	850

732a/80 Ring shell tools

AS

Code	O "	mm	b mm	h mm	S mm	g
58628046	**15/16 [1]**	24,5x28	36	14	95	604
58628050	**1 1/16 [1]**	24,5x28	40.5	14	95	608

[1]) for jet engine pins (Airbus A320/A321)

7370/80 Shell adaptor

- for attaching 14 x 18 mm insert tools
- Caution! Modified settings on torque wrench (refer to note on p. 201)

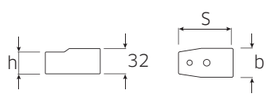

Code	O mm	O mm	b mm	h mm	S mm	g
58290080	24,5x28	14x18	36	26	70	300

1822 Tool holder

- with tool carrier to receive insert/shell tools (without torque function)

Code	mm	L mm	g
18220003	24,5x28	1000	2057

440 CROW-RING spanners

- Chrome Alloy Steel, chrome plated
- Caution! Modified settings on torque wrench (refer to note on p. 201)

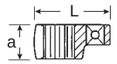

Code	mm	"	L mm	b mm	a mm	S mm	W mm	g	
01190008	**8**	1/4	23.8	12.7	8	12.3	6.3	11	1
01190009	**9**	1/4	28.5	18.2	13.5	14	6.7	21	1
01190010	**10** [1]	1/4	28.4	18.2	13.5	14	7.1	16	1
01190011	**11**	1/4	28	18.2	13.5	14	8.6	17	1
01190012	**12** [1]	1/4	30.8	20.6	14	15.7	9	20	1
01190013	**13**	1/4	32	22.2	14	16.4	10	30	1
01190014	**14** [1]	1/4	31.7	22.2	14	16.4	11.1	20	1
02190015	**15**	3/8	36.5	24.6	17.5	19.1	11.9	34	1
02190016	**16**	3/8	36.1	24.6	17.5	19.1	13	27	1
02190017	**17** [2]	3/8	39.2	27.3	17.5	20.5	14	40	1
02190018	**18**	3/8	40.8	29	18.5	21.3	14.8	45	1
02190019	**19** [2]	3/8	40.5	29	18.5	21.3	15.8	40	1
02190020	**20**	3/8	42.9	31.3	18.5	22.5	15.8	54	1
02190021	**21**	3/8	42.8	31.3	18.5	22.5	16.2	45	1
02190022	**22** [2]	3/8	45.3	33.5	19	23.6	17	57	1
02190023	**23**	3/8	47.5	35.7	19.5	24.6	17.5	71	1
02190024	**24** [2]	3/8	47.3	35.7	19.5	24.6	18	57	1
02190025	**25**	3/8	49.3	37.7	20	25.7	19	80	1
02190026	**26**	3/8	49.3	37.7	20	25.7	19	63	1
02190027	**27**	3/8	52.8	40	21.4	28.2	20	100	1
02191027	**27MB** [3]	3/8	57.1	42.1	15	29.3	20	92	1
03190028	**28**	1/2	56.8	42.1	22.5	29.3	21	120	1
03190030	**30**	1/2	63	48	22.5	32.5	22	155	1
03190032	**32**	1/2	62.5	48	22.5	32.5	24	145	1
03190034	**34**	1/2	64.2	50	24	33.5	27	146	1
03190036	**36**	1/2	66.5	51.9	24	34.6	27	150	1
03190038	**38**	1/2	68.1	53.9	24	35.6	28.6	147	1
03190040	**40**	1/2	71.8	57.9	24.5	37.7	31	160	1
03190041	**41**	1/2	71.8	57.9	24.5	37.7	31	169	1
03190042	**42**	1/2	71	57.9	24.5	37.7	33.2	189	1
03190046	**46**	1/2	77.7	64.2	26	40.9	34.1	215	1
03190050	**50**	1/2	83.2	70.5	27.5	44.1	39.7	295	1

[1]) for union nuts on fuel injection leads on 4-cylinder Mercedes-Benz diesel engines
[2]) for use on suction or pressure lines within expansion valve of air conditioning unit (Mercedes-Benz)
[3]) slim-line version for setting of electronic injection on 440-HP-engines Mercedes-Benz series OM 442

440a CROW-RING spanners

- Chrome Alloy Steel, chrome plated
- Caution! Modified settings on torque wrench

Code	"	"	L mm	b mm	a mm	S mm	W mm	g	
01490024	**3/8** [1]	1/4	28.4	18.2	13.5	14	7.1	16	1
01490028	**7/16**	1/4	28	18.2	13.5	14	8.6	14	1
01490032	**1/2**	1/4	30.5	20.6	14	15.7	10	19	1
01490034	**9/16**	1/4	31.7	22.2	14	16.4	11.1	23	1
02490036	**5/8**	3/8	36.5	24.6	17.5	19.1	11.9	33	1
02490038	**11/16**	3/8	39.2	27.3	17.5	20.5	14	36	1
02490040	**3/4**	3/8	40.9	29	18.5	21.3	14.2	44	1
02490042	**13/16**	3/8	42.9	31.3	18.5	22.5	15.8	51	1
02490044	**7/8**	3/8	45.2	33.5	19	23.6	17.5	62	1
02490046	**15/16**	3/8	47.2	35.7	19.5	24.6	18.3	63	1
02490048	**1**	3/8	49.3	37.7	20	25.7	19	71	1
02490050	**1 1/16**	3/8	52.8	40	21.4	28.2	20	84	1
03490052	**1 1/8**	1/2	56.8	42.1	22.5	29.3	21	110	1
03490056	**1 1/4**	1/2	62.5	48	22.5	32.5	23.8	137	1
03490058	**1 5/16**	1/2	62.3	48	22.5	32.5	24.6	130	1
03490060	**1 3/8**	1/2	64.2	50	24	33.5	27	138	1
03490062	**1 7/16**	1/2	66.5	51.9	24	34.6	27	143	1
03490064	**1 1/2**	1/2	68.1	53.9	24	35.6	28.6	152	1
03490065	**1 9/16**	1/2	70.1	55.9	24	36.7	29.4	172	1
03490066	**1 5/8**	1/2	71.8	57.9	24.5	37.7	31	169	1
03490068	**1 3/4**	1/2	75.6	62	25.5	39.8	33.2	199	1
03490069	**1 13/16**	1/2	77.7	64.2	26	40.9	34.1	229	1
03490072	**2**	1/2	83.2	70.5	27.5	44.1	39.7	277	1
03490076	**2 1/4**	1/2	91.2	78.7	29.5	48.2	42.8	337	1
03490077	**2 5/16**	1/2	93.3	80.9	30	49.2	43.6	309	1
03490078	**2 3/8**	1/2	95.2	83	30.5	50.2	46	385	1

[1]) for Volvo aero-engines, types "JAS"

440S MJ CROW-RING spanners

- HPQ® high performance steel, chrome plated
- supersedes No 440 MJ
- EN 4108
- for pipe unions with straight cylindrical involute toothing
- Caution! Modified settings on torque wrench (refer to note on p. 201)

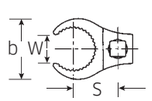

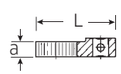

Code	Threaded nut	mm	"	L mm	b mm	a mm	S mm	W mm	g	
01211010	**MJ10**	DN04	1/4	31.9	22	8	17	6.5	54	1
01211014	**MJ14**	DN06	1/4	36.5	27	8	19.5	8.5	29	1
02211016	**MJ16**	DN08	3/8	43.8	31	8	24	10.5	46	1
02211018	**MJ18**	DN10	3/8	45.2	33	8	25	13	47	1
02211020	**MJ20**	DN12	3/8	46.2	35	8	26	15	49	1
02211022	**MJ22**	DN14	3/8	48.4	37	9	27	17.5	54	1
02211024	**MJ24**	DN16	3/8	49.5	39	9	28	19.7	56	1
02211027	**MJ27**	DN18	3/8	54.4	44	10	31	21.5	70	1
02211030	**MJ30**	DN20	3/8	60.8	50	10	36	23.7	93	1

KG5 Print ES DE EN 2019-12-18 mTabellen.indd 230 18.12.2019 16:03:34

540 CROW-FOOT spanners

- Chrome Alloy Steel, chrome plated
- Caution! Modified settings on torque wrench (refer to note on p. 201)

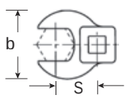

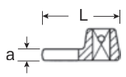

Code	mm	"	L mm	b mm	a mm	S mm	g	
01200008	**8**	1/4	25.5	19.8	6.3	14.6	19	1
01200009	**9**	1/4	25.5	19.8	6.3	14.6	21	1
01200010	**10**	1/4	25.5	19.8	6.3	14.6	20	1
02200011	**11**	3/8	32	22.2	6.3	17.4	36	1
02200012	**12**	3/8	34.3	25.4	6.3	18.2	37	1
02200013	**13**	3/8	34.3	25.4	6.3	17.8	36	1
02200014	**14**	3/8	37.7	30	6.3	20.8	46	1
02200015	**15**	3/8	37.7	30	6.3	20.4	45	1
02200016	**16**	3/8	37.7	30	6.3	19.9	45	1
02200017	**17**	3/8	42.5	38	6.3	23.8	62	1
02200018	**18**	3/8	42.5	38	6.3	22.9	61	1
02200019	**19**	3/8	42.5	38	6.3	22.4	64	1
02200020	**20**	3/8	42.4	38	6.3	25	55	1
02200021	**21**	3/8	44.5	41	6.3	23.6	59	1
02200022	**22**	3/8	44.5	41	6.3	24.2	64	1
02200023	**23**	3/8	44.5	41	6.3	25.8	64	1
02200024	**24**	3/8	44.4	41	6.3	26.3	60	1
02200025	**25**	3/8	47	45	8	26.4	75	1
02200026	**26**	3/8	47	45	8	27.6	80	1
02200027	**27**	3/8	47	45	8	27.6	76	1
02200028	**28**	3/8	50	50	8	29.2	78	1
02200030	**30**	3/8	50	50	8	29.3	84	1
02200032	**32**	3/8	53	57	8	30.5	95	1
02200034	**34**	3/8	54.5	60	8	31.6	107	1
02200036	**36**	3/8	56.5	62	8	32.8	100	1
02200040	**40**	3/8	63	70	8	37.6	130	1
02200041	**41**	3/8	63	70	8	37.2	130	1
02200042	**42**	3/8	63	70	8	37.7	125	1
02200046	**46**	3/8	72	82	8	43.1	191	1
02200050	**50**	3/8	75	88	8	45.4	217	1

1225 Special extension

- 3/8" ■
- offset

code	L mm	d mm	g	
12250001	150	17	128	5

540a CROW-FOOT spanners

- Chrome Alloy Steel, chrome plated
- Caution! Modified settings on torque wrench (refer to note on p. 201)

Code	"	"	L mm	b mm	a mm	S mm	g	
01500024	**3/8**	1/4	25.5	19.8	6.3	14.6	17	1
02500028	**7/16**	3/8	32	22.2	6.3	17.2	34	1
02500032	**1/2**	3/8	34.3	25.4	6.3	18.1	37	1
02500034	**9/16**	3/8	37.7	30	6.3	20.9	40	1
02500036	**5/8**	3/8	37.7	30	6.3	20.4	44	1
02500038	**11/16**	3/8	42.5	38	6.3	24.1	62	1
02500040	**3/4**	3/8	42.5	38	6.3	24	66	1
02500042	**13/16**	3/8	42.3	38	6.3	24	59	1
02500044	**7/8**	3/8	44.5	41	6.3	25.8	65	1
02500048	**1**	3/8	47	45	8	26.7	78	1
02500050	**1 1/16**	3/8	47	45	8	27.2	78	1
02500052	**1 1/8**	3/8	50	50	8	28.5	84	1
02500054	**1 3/16**	3/8	50	50	8	29.2	83	1
02500056	**1 1/4**	3/8	53	57	8	30.3	101	1
02500058	**1 5/16**	3/8	53	57	8	31.2	101	1
02500060	**1 3/8**	3/8	54.5	60	8	32.3	105	1
02500062	**1 7/16**	3/8	56.5	62	8	33.1	107	1
02500064	**1 1/2**	3/8	58	65	8	34.5	118	1
02500065	**1 9/16**	3/8	59.5	68	8	35.7	126	1
02500066	**1 5/8**	3/8	63	70	8	37.3	140	1
02500067	**1 11/16**	3/8	63	70	8	37.7	126	1
02500068	**1 3/4**	3/8	68	76	8	40.4	161	1
02500070	**1 7/8**	3/8	72	82	8	42	205	1
02500072	**2**	3/8	75	88	8	44.8	214	1
02500074	**2 1/8**	3/8	75.6	91	10	46	265	1
02500076	**2 1/4**	3/8	80.5	96	10	49.5	297	1
03500078	**2 3/8**	1/2	81.5	96	8	51.3	214	1

540a HD CROW-FOOT spanners heavy-duty

- for particularly high loadings, e.g. stainless steel screw fittings
- full use of jaws in conjunction with standard ratchets
- chrome plated
- supplied without ratchet
- Caution! Modified settings on torque wrench (refer to note on p. 201)

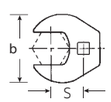

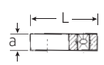

Code	"	"	L mm	b mm	a mm	S mm	g	
02501034	**9/16**	3/8	43.4	32	11	26.8	52	1
02501036	**5/8**	3/8	45	34.8	11	27.7	58	1
02501038	**11/16**	3/8	47.2	38	11	28.6	69	1
02501042	**13/16**	3/8	51	46.4	11	30.5	113	1
02501044	**7/8**	3/8	52	48	11	31.3	99	1
02501046	**15/16**	3/8	54	51.2	11	32.3	129	1
02501048	**1**	3/8	56	53.4	11	33.2	133	1
02501050	**1 1/16**	3/8	57	53.8	11	34.1	124	1
02501052	**1 1/8**	3/8	59	53.8	11	35	128	1
02501056	**1 1/4**	3/8	62	60	11	36.8	153	1
02501062	**1 7/16**	3/8	66.5	66	11	39.6	172	1
03501064	**1 1/2**	1/2	76	70	16	45	310	1
03501069	**1 13/16**	1/2	85	84	16	49.6	400	1
03501072	**2**	1/2	89	90	16	52.3	451	1
03501074	**2 1/8**	1/2	91.5	92.8	16	54.2	460	1
03501075	**2 3/16**	1/2	93	96	16	55.1	480	1
03501076	**2 1/4**	1/2	95	99	16	56	500	1

KG5 Print ES DE EN 2019-12-18 mTabellen.indd 231 18.12.2019 16:03:39

447 Adaptor

- HPQ® high performance steel, gunmetal finish
- Caution! Modified settings on torque wrench (refer to note on p. 201)

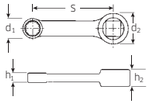

Code	mm	"	d_1 mm	d_2 mm	h_1 mm	h_2 mm	S mm	g	
02181007	**7**	3/8	11.5	19	6	11	50.8	30	1
02181008	**8**	3/8	12.4	19	6	11	50.8	30	1
02181009	**9**	3/8	14	19	8	11	50.8	40	1
02181010	**10**	3/8	15.6	19	8	11	50.8	40	1
02181013	**13**	3/8	19.3	19	9.2	11	50.8	55	1

447a Adaptor

- SAE AS 954-E
- HPQ® high performance steel, gunmetal finish
- Caution! Modified settings on torque wrench (refer to note on p. 201)

Code	"	"	d_1 mm	d_2 mm	h_1 mm	h_2 mm	S mm	g	
02470016	**1/4**	3/8	10.4	19	6	11	50.8	27	1
02470020	**5/16**	3/8	12.4	19	6	11	50.8	29	1
02470024	**3/8**	3/8	14.9	19	8	11	50.8	41	1
02470028	**7/16**	3/8	17	19	8	11	50.8	40	1
02470032	**1/2**	3/8	19	19	9.2	11	50.8	56	1
02470034	**9/16**	3/8	21	19	9.2	11	50.8	61	1
02470036	**5/8**	3/8	23	19	12	11	50.8	73	1

447aSP Spline-Drive adaptor

- MS-33787, MIL-W-8982
- HPQ® high performance steel, gunmetal finish
- Caution! Modified settings on torque wrench (refer to note on p. 201)

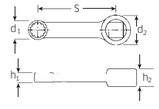

code	Spline size	"	"	d_1 mm	d_2 mm	h_1 mm	h_2 mm	S mm	g	
02480014	**7**	**7/32**	3/8	9.4	19	6	11	50.8	28	1
02480016	**8**	**1/4**	3/8	10.4	19	6	11	50.8	27	1
02480018	**9**	**9/32**	3/8	11.5	19	6	11	50.8	29	1
02480020	**10**	**5/16**	3/8	12.4	19	6	11	50.8	29	1
02480024	**12**	**3/8**	3/8	14.9	19	8	11	50.8	38	1
02480028	**14**	**7/16**	3/8	17	19	9.2	11	50.8	39	1
02480032	**16**	**1/2**	3/8	19	19	9.2	11	50.8	59	1
02480034	**18**	**9/16**	3/8	21	19	9.2	11	50.8	55	1
02480036	**20**	**5/8**	3/8	23	19	12	11	50.8	74	1

MULTIPOWER

MP100-1500 MULTIPOWER

- particularly compact construction
- light and easy to handle
- with ratchet function
- working angle 8°
- with rotary scale
- for use with a torque wrench with a fixed 1/2" square drive
- patent
- in carrying box
- included in the set: 3 hexagon inserts 30; 32; 36 mm, 1 insert with 1" outer square drive, 1 reaction arm 400 mm
- **display deviation value ± 5%**

Code	N·m [1]	ft·lb [1]	N·m [2]	ft·lb [2]	Gear ratio	Torque ratio	"	b mm	h mm	L mm	g	g with box
96531500	1500	1106	300	221	5.62 : 1	1 : 5	1/2	105	30	165	1890	3630

[1]) max. output
[2]) max. input

MULTIPOWER MP300

Makes child's play of the largest torques.
MULTIPOWER or really "toughwork".
STAHLWILLE MULTIPOWER torque multipliers with planetary gears take the fatigue out of tightening or loosening stiff or large bolt connections. A long lever is not necessary.
STAHLWILLE MULTIPOWER multiplies human strength; steady torque transfer is easy on nuts and bolts.
Even the largest torques are transferred with ease and precision over long periods.
Accordingly, construction materials and workmanship are extremely robust.
When combined with STAHLWILLE torque wrenches, MULTIPOWER really shows its strength.
The MULTIPOWER range extends to 5000 N·m/3687 ft·lb.
MULTIPOWER tools are also available on request up to 12000 N·m/8850 ft·lb.
The MULTIPOWER from 2000 N·m are fitted with an anti-backlash device.

MP300 MULTIPOWER

- with overload protection and planetary gears
- in carrying box
- with one spare sun wheel (overload cut-out)
- **deviation of indication ± 5%**

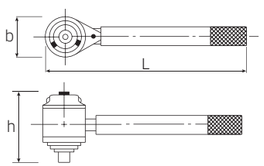

MP300-800

MP300-2000

MP300-5000

code	size	N·m [1]	ft·lb [1]	N·m [2]	ft·lb [2]	Gear ratio	Torque ratio	○ "	■ "	b mm	h mm	L mm	g	g with box
53030800	**800**	800	590	229	169	4 : 1	1 : 3.5	1/2	3/4	66	85	215	2000	5838
53031350	**1350**	1350	996	375	277	4 : 1	1 : 3.6	3/4	3/4	90	106	265	3400	7500
53032000	**2000 *)**	2000	1475	160	118	16 : 1	1 : 12.5	1/2	1	95	161	330	7000	11000
53033000	**3000 *)**	3000	2212	240	177	16 : 1	1 : 12.5	3/4	1	95	161	330	7000	10805
53035000	**5000 *)**	5000	3687	294	217	20 : 1	1 : 17.0	3/4	1 1/2	120	180	400	10400	14000

MULTIPOWER tools are also available on request up to 12000 N·m/8850 ft·lb.
*) with anti-backlash device
[1]) max. output
[2]) max. input

Spares for MULTIPOWER

SR290-393 Sun wheel with overload cutout

Code	No	for No	g
59030800	**SR300-800**	MP300-800	45
59031350	**SR300-1350**	MP300-1350	106
59032000	**SR300-2000**	MP300-2000	120
59033000	**SR300-3000**	MP300-3000	130
59035000	**SR300-5000**	MP300-5000	127
59300039	**SR290N**	STW 290N	18
59300067	**SR295N**	STW 295N	95
59300068	**SR391N**	STW 391N	95
59300069	**SR392N**	STW 392N	95
59300070	**SR393N**	STW 393N	105

Sets of spare parts for ratchet insert tools

4150QR Spare parts set

QR

Content 11 pieces:
1 pinion; 1 pawl; 2 levers with pin; 1 ball; 2 compression springs; 2 screws M 1.7 x 8; 2 cover plates

code	for No	g
19011020	725QR/4	24

4350QR Spare parts set

QR

Content 8 pieces:
1 pinion; 1 pawl; 1 lever with pin; 1 ball; 2 compression springs; 2 screws

code	for No	g
19020020	725QR/5	51

7250QR/10 Spare parts set

QR

Content 8 pieces:
1 pinion; 1 pawl; 1 lever with pin; 1 ball; 2 compression springs; 2 screws

code	for No	g
19041020	725QR/10	64

5120QR Spare parts set

QR

Content 8 pieces:
1 pinion; 1 pawl; 1 lever with pin; 1 ball; 2 compression springs; 2 screws

code	for No	g
19040020	725QR/20	118

7250B Spare parts sets

Content 9 pieces:
1 pinion; 1 pawl; 1 lever with pin; 1 ball; 2 compression springs; 2 screws; 1 cover plate

code	size	for No	g
19012022	**4**	725B/4	21
19012023	**5**	725B/5	48

7250L/5 Spare parts set

Content 9 pieces:
1 pinion; 1 pawl; 1 change-over button with pin; 1 ball; 2 compression springs; 2 screws; 1 cover plate

code	for No	g
19021000	725L/5	70

7250/4 Spare parts set

Content 9 pieces:
1 pinion; 1 pawl; 1 lever with pin; 1 ball; 2 compression springs; 2 screws; 1 cover plate

code	for No	g
19012021	725/4	26

7350/5 Spare parts set

Content 7 pieces:
1 pinion; 1 pawl; 1 switching disk; 1 spring; 3 screws

code	for No	g
59251005	735/5	85

for ratchets from 12/97

7350/10 Spare parts set

Content 7 pieces:
1 pinion; 1 pawl; 1 switching disk; 1 spring; 3 screws

code	for No	g
59251010	735/10	96

for ratchets from 12/97

7350/20 Spare parts set

Content 7 pieces:
1 pinion; 1 pawl; 1 switching disk; 1 spring; 3 screws

code	for No	g
59251020	735/20	140

for ratchets from 4/96

7350/40 Spare parts set

Content 7 pieces:
1 pinion; 1 pawl; 1 switching disk; 1 spring; 3 screws

code	for No	g
59251040	735/40	219

for ratchets from 5/97

7350/40HD-65 Spare parts set

Content 7 pieces:
1 pinion; 1 pawl; 1 switching disk; 1 spring; 3 screws

code	for No	g
59251065	735/40HD; 735/65	429

KG5 Print ES DE EN 2019-12-18 mTabellen.indd 234 18.12.2019 16:03:48

7210 Ratchet spare parts sets for torque wrenches No 721

code	No	Content	g
59191005	**7210/5**	For ratchet/torque wrench No 721/5, 721/5 Quick: 1 pinion, 1 pawl, 1 switch-over button and pin, 1 ball, 2 compression springs, 2 screws	53
19040000	**5120 + 7210/15**	For ratchet/torque wrench No 721/15, 721/15 Quick, 721/20, 721/20 Quick: 1 pinion, 1 pawl, 1 lever, 1 lever pin, 1 ball, 2 compression springs, 2 screws	127
59191030	**7210/30**	For ratchet/torque wrench No 721/30, 721/30 Quick: 1 pinion, 1 pawl, 1 lever, 1 lever pin, 1 ball, 2 compression springs, 2 screws	134
59191080	**7210/80**	For ratchet/torque wrench No 721Nf/80, 721Nf/100, 735/80, 735/100: 1 pinion, 2 pawls, 2 spring contact points, 2 compression springs	443

70V Square drive units

- for torque wrenches and insert tools

502 ½

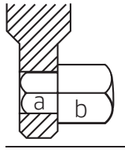

70V 16

code	size	for No	a "	b "	L mm	g	
59010001	**1**	71...V/1	1/4	1/4	17.5	5	5
59010014	**11**	734/4	3/8	1/4	22	12	5
59010003	**3**	734/5	3/8	3/8	25.8	17	5
59010005	**5**	734/10	3/8	1/2	30	28	5
59010011	**502 ½**	720/30; 734/20	1/2	1/2	33.5	40	5
59010007	**7**	721/30, 721/30 Quick	1/2	1/2	44.3	52	5
59010008	**8**	734/40	3/4	3/4	52.2	138	5
59010015	**12**	720Nf/80; 721Nf/80+100; 734/80; 734/100; 735/80; 735/100	3/4	3/4	65	179	1
59010016	**16 ***	720Nf/80; 721Nf/80+100; 734/40; 734/80; 734/100; 735/80; 735/100	3/4	3/4	88	240	1

* extra-long, firmly locked, so usable from both sides

Accredited by the highest authority.
STAHLWILLE's calibration laboratory.

Controlled tightening of fasteners is becoming increasingly important and is a must for safety and quality assurance. As clear confirmation of its expertise in the field of controlled tightening, STAHLWILLE is accredited by the DAkkS accreditation authority (Deutsche Akkreditierungsstelle) as an approved calibration laboratory for »torque«.

The STAHLWILLE calibration service offers both works calibration certificates and DAkkS calibration certificates.

SmartCheck

Tester for torque wrenches and torque screwdrivers

- compact construction
- for horizontal or vertical mounting
- display, display mount and base body can be rotated through 180°
- three operating modes (track, first peak, peak hold)
- three measuring units (N·m, ft·lb, in·lb)
- the target torque and tolerances can be set individually to evaluate the readings
- operating mode using a mains adapter or battery (4 x AAA or 1 x 9 V block, adapter included)
- with integrated visual and audible overload protection mechanism
- the display and keypad are splash-proof, and the housing is made of impact-resistant plastic
- with certificate
- supplied in sturdy plastic box
- **display deviation value ± 1%**

SmartCheck **Torque Tester**

iF DESIGN AWARD 2017

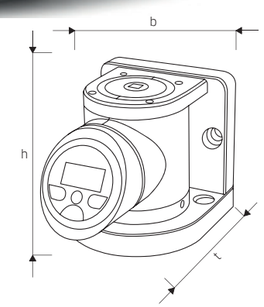

code	No	capacity N·m	capacity ft·lb	capacity in·lb	▢ "	b mm	h mm	t mm	⚖ g
96521201	**SmartCheck 10S ***	1-10	0.74-7.4	8.9-88.5	1/4	120	124	167	5210
96521202	**SmartCheck 10**	1-10	0.74-7.4	8.9-88.5	1/4	120	124	167	5210
96521203	**SmartCheck 100**	10-100	7-74	89-885	3/8	120	124	167	5310
96521204	**SmartCheck 400**	40-400	30-295	354-3540	3/4	120	124	167	5690
96521205	**SmartCheck 800**	80-800	59-590	708-7081	3/4	120	124	167	5690

*) for checking torque screwdrivers

KG5 Print ES DE EN 2019-12-18 mTabellen.indd 237 18.12.2019 16:04:03

Electronic torque tester for torque wrenches SENSOTORK® 7707 W (For complete calibration systems see p. 241, 245)

- compact torque tester for easy adaptation by replacement of the transducers
- high degree of accuracy thanks to flat transducer and conversion and digitalisation of readings within the transducer (see p. 239)
- high degree of safety through display showing actual torque read-off where clicking torque wrenches are used

7707 W Torque tester SENSOTORK®

Electronic torque tester for torque wrenches, consisting of:
- transducer (patent)
- holder
- display unit (registered design)
- tripod for display unit (with 1.5 m cable)
- spiral cable
- mains adaptor (110 V–230 V with interchangeable socket adaptors) or direct connection to 12 V in-car supply is possible
- square drive adaptor (No 7707-2W, No 7707-2-1W, No 7707-2-2W, No 7707-3W)
- kit for attaching the unit to a workbench or wall in a horizontal or vertical testing position
- for clockwise and anticlockwise use
- units of measurement: N·m, ft·lb, in·lb
- the easily interchangeable transducers are attached to the holder by means of a QuickRelease safety lock
- low lateral forces thanks to low-profile transducers
- automatic detection of the transducer
- flexible and user friendly because the unit can be used horizontally or vertically and the display unit can be placed in many positions
- additional tripod with 1.5 m cable for mounting the display unit to facilitate visual monitoring when using longer torque wrenches
- especially broad measuring range from approx. 2 % to 100 % of rated value
- the software No 7759-4, including USB hub and jack cable (see p. 249), enables readings to be transferred to the PC for documenting (no separate power supply needed, power comes from PC)
- while individual transducers are being recalibrated, the torque tester itself remains on-site for further use
- wide range of application (-20°C to +60°C)
- complies with DIN 51309: 2005, Class 2 and DKD-R 3-8: 2003
- with certificate
- supplied in sturdy plastic box

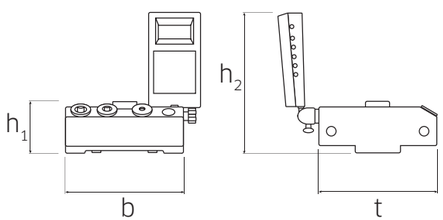

Code	No	Capacity N·m	Capacity ft·lb	Capacity in·lb	○ "	b mm	h_1 mm	h_2 mm	t mm	g	g with box
96521086	**7707-1-3W** [1]	0.2–10	0.15–7.4	1.8–88.5	1/4	180	79	215	180	6255	9500
96521085	**7707-1-2W**	0.2–10	0.15–7.4	1.8–88.5	1/4	180	79	215	180	6255	9500
96521080	**7707-1W**	0.4–20	0.3–15	3.5–177	1/4	180	79	215	180	6255	9500
96521072	**7707-2W** [2]	2–100	1.5–74	18–885	3/8	180	79	215	180	7025	10300
96521083	**7707-2-1W** [3]	4–200	3–148	35–1770	1/2	180	79	215	180	7511	10975
96521084	**7707-2-2W** [4]	8–400	6–295	71–3540	3/4	180	79	215	180	7654	11100
96521082	**7707-3W** [4]	25–1100	18–812	221–9736	3/4	180	79	215	180	7495	11000

[1]) for calibrating torque screwdrivers
[2]) with square drive adaptor No 409M (1/4" ○ x 3/8" ■)
[3]) with square drive adaptors No 7789-4 (1/4" ○ x 1/2" ■). No 7789-5 (3/8" ○ x 1/2" ■)
[4]) with square drive adaptors No 7787 (1/4" ○ x 3/4" ■). No 7788 (3/8" ○ x 3/4" ■). No 7789 (1/2" ○ x 3/4" ■)

KG5 Print ES DE EN 2019-12-18 mTabellen.indd 238 18.12.2019 16:04:06

Which transducer is for which torque tool?

(for manually operated testing, calibration technology on page 238-247)

	7721	7721-0	7721-1	7722	7723-1	7723-2	7723-3	7724-1
760	o							
775	o							
TORSIOTRONIC	o							
71/80							o	o
71aR/80							o	o
73Nm/15			o	o				
755R/1			o					
755/4				o	o			
755/10					o	o		
755/20					o	o	o	
755/30						o	o	
730/5				o	o			
730/10					o	o		
730/12					o	o	o	
730/20					o	o	o	
730/40						o	o	
730/65							o	
730II/65							o	
730a/5				o	o			
730a/10					o	o		
730a/12					o	o	o	
730a/20					o	o	o	
730/2			o	o				
730/4				o	o	o		
730a/2-1		o	o					

	7721	7721-0	7721-1	7722	7723-1	7723-2	7723-3	7724-1
730a/2			o	o				
730a/4				o	o			
730/80							o	o
721/5				o	o			
721/15					o	o	o	
721/20					o	o	o	
721/30						o	o	
721QR/15					o	o	o	
721QR/20					o	o	o	
720Nf/80							o	o
721Nf/80							o	o
721Nf/100							o	o
730N/2			o	o				
730N/5				o	o	o		
730N/10					o	o		
730N/12					o	o	o	
730N/20					o	o		
730N/40						o	o	
730N/65							o	
730NII/65							o	
730N/80							o	o
730N/100							o	o
730Na/2			o	o				
730Na/5				o	o	o		
730Na/10					o	o		

	7721	7721-0	7721-1	7722	7723-1	7723-2	7723-3	7724-1
730Na/20					o	o		
730Na/40						o	o	
701/2			o					
730D/10				o	o	o		
730D/20					o	o		
730D/40						o	o	
730D/65							o	
730DII/65							o	
730D/80							o	
730D/100							o	
714/ 1		o	o					
714/ 2			o	o				
714/ 4				o	o			
714/ 6				o	o			
714/10				o	o	o		
714/20					o	o		
714/40						o	o	
714/65							o	
714/80							o	
714/100							o	
713R/6				o				
713R/20					o	o		
713R/40						o		
712R/6				o				

5

7721-7724 Transducers

QR

- patent
- for calibration of torque wrenches and torque screwdrivers
- high degree of accuracy thanks to conversion and digitization of readings within the transducer itself
- not susceptible to lateral forces due to low-profile construction
- can also be used as part of a calibration system (see p. 241, 245)
- with certificate
- supplied in sturdy plastic box
- measuring ranges by deviation of indication

Measuring ranges by deviation of indication

Code	No	Display deviation value ± 1% of the reading N·m	ft·lb	in·lb	Display deviation value ± 0.5% of the reading N·m	ft·lb	in·lb	Display deviation value ± 0.25% of the reading N·m	ft·lb	in·lb	∅ mm	□ "	g	g with box
96521021	**7721 [1]**	0,2-10	0,15-7,4	1,8-88,5	1-10	0,74-7,4	8,9-88,5	2-10	1,5-7,4	17,7-88,5	120	1/4	1735	2411
96521000	**7721-0**	0,2-10	0,15-7,4	1,8-88,5	1-10	0,74-7,4	8,9-88,5	2-10	1,5-7,4	17,7-88,5	120	1/4	1735	2411
96521026	**7721-1**	0,4-20	0,3-15	3,5-177	2-20	1,5-15	18-177	4-20	3-15	35-177	120	1/4	1735	2411
96521022	**7722**	2-100	1,5-74	18-885	10-100	7-74	89-885	12-100	9-74	106-885	120	3/8	2486	3223
96521023	**7723-1**	4-200	3-148	35-1770	20-200	15-148	177-1770	40-200	30-148	354-1770	120	1/2	2983	3605
96522023	**7723-2**	8-400	6-295	71-3540	40-400	30-295	354-3540	80-400	59-295	708-3540	120	3/4	3134	3745
96521028	**7723-3**	25-1100	18-812	221-9736	110-1100	81-812	974-9736	220-1100	162-812	1947-9736	120	3/4	2998	3761
96521029	**7724-1 [2]**	150-3000	111-2214	1328-26553	300-3000	221-2214	2655-26553	600-3000	443-2214	5311-26553	195	1 1/2	10500	12000

[1]) for calibrating torque screwdrivers
[2]) for use with mechanical loader No 7792 and 7792-1 (S. 243)

Note!

Torque testers are measuring instruments! They have to be regularly calibrated and, where necessary, adjusted, using suitable calibration equipment. We recommend recalibrating every 12 months. DAkkS certificates must be ordered separately see p. 236

KG5 Print ES DE EN 2019-12-18 mTabellen.indd 239 18.12.2019 16:04:08

Accurate, dependable and safe.
STAHLWILLE calibration.

Calibration is the regular examination of the accuracy and reliability of torque tools. This is essential because torque tools are precision instruments which are very often in use in safety-relevant environments. In order to be able to deliver dependable measured values in the long term, it is essential that examination by means of calibration takes place at regular intervals and is documented.
A calibration system comprises several components:

The torque applied using the torque wrench is digitalised within the **transducer** and transmitted via USB cable to the PC, which ensures error-free transmission.

The **mechanical loader** is required for rapid, accurate fixing and operation of the torque wrench. The mechanical loader also ensures that the DIN EN ISO 6789 requirement for clicking torque wrenches is fulfilled, i.e. that, above 80% of the final torque value, the force can be applied slowly and steadily within the required time.

USB adapter – transfers the data to the PC.

The transducer is connected to the USB adapter by means of a **cable** with a jack and a self-locking precision plug.



The **square drive adapters** required to utilise the measuring range of the transducers are included; e.g. for transducer No 7728-100 (female 3/4" square drive) this is square drive adapter No 7787 (1/4" female to 3/4" male), No 7788 (3/8" female to 3/4" male) and No 7789 (1/2" female to 3/4" male).

Software – The data received in this way can then be used to issue and manage Declarations of Conformity or calibration certificates in accordance with DIN EN ISO 6789:2017.

Coordinated – down to the last detail.
STAHLWILLE calibration systems.



No for full system	7706-8 PC	7706-9 PC	7706-10 PC	7706-11 PC
Code	**96 52 10 68**	**96 52 10 69**	**96 52 10 70**	**96 52 10 74**
Weight in kg	14.2	67.6	70.6	108.4
Range N·m	1–10	2–100	2–1000	20–3000
Mechanical loader	–	No 7791	No 7791	No 7792
»Stand alone« test attachment for torque screwdrivers	No 7790	–	–	–
Extension	–	–	No 7791-1	No 7792-1
Laboratory transducers	No 7728-1S (1–10 N·m)	No 7728-2 (2–20 N·m) No 7728-10 (10–100 N·m)	No 7728-2 (2–20 N·m) No 7728-10 (10–100 N·m) No 7728-40 (40–400 N·m) No 7728-100 (100–1000 N·m)	No 7728-20 (20–200 N·m) No 7728-100 (100–1000 N·m) No 7728-300 (300–3000 N·m)
USB adapter	No 7757-1	No 7757-1	No 7757-1	No 7757-1
Jack cable	No 7751	No 7751	No 7751	No 7751
Cable to No. 7728 (transducer to USB adapter)	No 7751-1	No 7751-1	No 7751-1	No 7751-1
Square drive adapters	No 431 (3/8" ○ x 1/4" ■)	No 431 (3/8" ○ x 1/4" ■) No 409M (1/4" ○ x 3/8" ■)	No 7787 (1/4" ○ x 3/4" ■) No 7788 (3/8" ○ x 3/4" ■) No 7789 (1/2" ○ x 3/4" ■) No 409M (1/4" ○ x 3/8" ■)	No 7787 (1/4" ○ x 3/4" ■) No 7788 (3/8" ○ x 3/4" ■) No 7789 (1/2" ○ x 3/4" ■) No 7789-2 (3/4" ○ x 1½" ■) No 7789-3 (1" ○ x 1½" ■) No 7789-4 (1/4" ○ x 1/2" ■) No 7789-5 (3/8" ○ x 1/2" ■)
Calibrating square drive insert tools	–	No 734K/4 (1/4" ■) No 734K/5 (3/8" ■)	No 734K/4 (1/4" ■) No 734K/5 (3/8" ■) No 734K/20 (1/2" ■) No 734K/40 (3/4" ■)	No 734K/4 (1/4" ■) No 734K/5 (3/8" ■) No 734K/20 (1/2" ■) No 734K/40 (3/4" ■)
Adapters	No 3115 (1/4" ■ x 1/4" ⬢ E 6.3) No 3115/1 (1/4" ■ x 1/4" ⬢ C 6,3)	– –	–	–
Calibration software	TORKMASTER	TORKMASTER	TORKMASTER	TORKMASTER
DAkkS calibration certificates	1	2	4	3

/M/a/n/u/t/o/r/k/®

Mechanical loaders for torque wrenches and torque screwdrivers

Thanks to the modular design, end users can put together their own mechanical loader according to their specific requirements. Extensions with additional components are possible any time.
All the components are carefully matched to ensure compatibility and can be easily fitted.
This slot-in system is easy to use and has a very accurate fit.
The components can be quickly and easily locked together using the integrated screw joints.
The display unit can be attached at various points of the system via a holder.
In this way, every user can organize his or her work to suit themselves.

7791 Mechanical loaders up to 400 N·m

- **measurement possible without moving the point of application of force**
- thanks to a specially designed force transmission system, mechanical loader No 7791 avoids the risk of the point of force application shifting during the calibration process
- the lever below the test rail is actuated in a linear direction by the handwheel acting on a spindle
- the linear motion is translated into a rotary movement which acts on the transducer
- the torque wrench to be calibrated remains in the same position throughout the calibration process
- this prevents measuring errors caused by the point of force application being moved
- thanks to a low-friction linear ball bearing, the torque wrench is automatically levelled as it is placed in the unit
- a further linear ball bearing ensures the contact with the torque wrench is friction-free
- the reduction in lateral forces acting on the transducer and in the friction on the point of contact with the torque wrench results in a corresponding reduction in mismeasurement
- protected by national and international patents

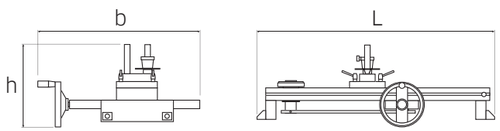

Code	Capacity N·m	for transducer	for torque wrenches with functional length (L_F) max. mm	Profile width mm	b mm	h mm	L mm	kg
52110091	–400	sizes 1-100	815	180	704	323	1069	44.8

7791-1 Extension unit for No 7791, 7794-1 and 7794-2 up to 1000 N·m

- with one pair of adapter plates No 7770-3 for height compensation between extension unit No 7791-1 and perfectControl® calibrating units No 7794-1 and No 7794-2

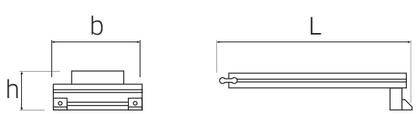



Code	Capacity N·m	for torque wrenches with functional length (L_F) max. mm	Profile width mm	b mm	h mm	L mm	kg
52110191	–1000	1390 (7791 + 7791-1)	180	308	135	673	8

KG5 Print ES DE EN 2019-12-18 mTabellen.indd 242 18.12.2019 16:04:17

7792 Mechanical loaders unit to 1000 N·m

Code	Capacity N·m	for transducer	for torque wrenches with functional length (L_F) max. mm	Profile width mm	b mm	h mm	L mm	kg
52110092	–1000	sizes 20; 100; 300	1390	270	722	323	1668.5	58

7792-1 Extension unit for No 7792 up to 3000 N·m

Code	Capacity N·m	for torque wrenches with functional length (L_F) max. mm	Profile width mm	b mm	h mm	L mm	kg
52110192	–3000	2390 (7792 + 7792-1)	270	558	135	1073	18.5

Test attachments for torque screwdrivers

7790 Mechanical loaders for torque screwdrivers

- can be bolted to mechanical loader No 7792
- the torque screwdriver to be calibrated is inserted in the square mount of the transducer and fixed using the universal central clamp
- the handwheel ensures that the required force is applied in a controlled manner to the torque screwdriver
- supplied without transducer or torque screwdriver

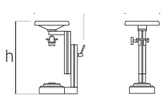

Code	Capacity N·m	for transducer	b mm	h mm	t mm	kg
58521090	–10	7728-1S	250	442–593	351	9

7791-2 Test attachment for torque screwdrivers

- can be bolted onto mechanical loader No 7791
- the torque screwdriver to be calibrated is inserted in the square mount of the transducer and fixed using the universal central clamp
- the handwheel ensures that the required force is applied in a controlled manner to the torque screwdriver

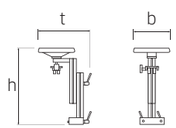

Code	Capacity N·m	b mm	h mm	t mm	kg
52110291	–10	250	442–593	351	3.7

Accessory

7750-1 Holder

- for display unit No 7750
- can be bolted to test attachments

code	g
52101050	165

Audited. Documented. Certified.
STAHLWILLE DAkkS calibration laboratory.

STAHLWILLE's DAkkS calibration laboratory for torque is accredited by the German Accreditation Service (DAkkS) in accordance with DIN EN ISO/IEC 17025:2005. The transfer torque wrenches and torque transducers in use in the calibration laboratory are subject to regular examination by the German Federal Physics Institute (PTB) in Braunschweig.

The accuracy of the torque wrenches must be proved in a series of steps and these must be traceable. Only in this way can the reliability of the readings be guaranteed. During the first stage, the end-user checks the accuracy of the torque tools in-house using suitable calibrated testing equipment. At the next stage, this test equipment is checked in STAHLWILLE's DAkkS calibrating laboratory. This accreditation by the German Calibration Service (DKD) in accordance with DIN EN ISO/IEC 17025:2005 guarantees the direct link between the measuring equipment and the national standard as laid down in DIN EN ISO 9001:2008.

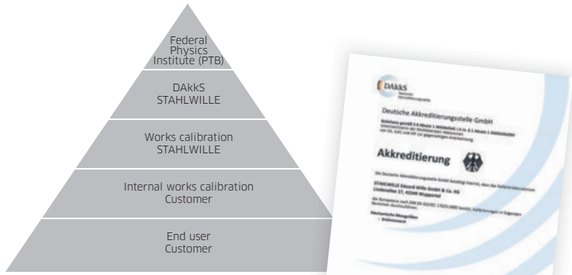

Relationship between the national standard and the equipment

CONFORMS TO STANDARDS.

The accreditation means the specific requirements listed in Technical Specification ISO/TS 16949 relating to testing laboratories are fulfilled. This is absolutely essential for all suppliers in the automotive sector.

Precisely matched products.
perfectControl calibration systems.

Motor driven calibrating unit
No. 7794-2

Manual calibrating unit
No 7794-1

Laboratory transducers

Cable
No 7751-1

7757-1 USB adaptor

USB cable



PC/printer not included

No for full system	7794-2/400	7794-2/1000	7794-1/400	7794-1/1000
Code	**96 52 10 78**	**96 52 10 79**	**96 52 10 76**	**96 52 10 77**
Weight in kg	62.1	69.8	53.2	60.9
Range N·m	1–400	1–1000	1–400	1–1000
Motor driven calibrating unit	No 7794-2	No 7794-2	–	–
Manual calibrating unit	–	–	No 7794-1	No 7794-1
Extension	–	No 7791-1	–	No 7791-1
Laboratory transducers	No 7728-1 (1–10 N·m) No 7728-6 (6–60 N·m) No 7728-40 (40–400 N·m)	No 7728-1 (1–10 N·m) No 7728-6 (6–60 N·m) No 7728-40 (40–400 N·m) No 7728-100 (100–1000 N·m)	No 7728-1 (1–10 N·m) No 7728-6 (6–60 N·m) No 7728-40 (40–400 N·m)	No 7728-1 (1–10 N·m) No 7728-6 (6–60 N·m) No 7728-40 (40–400 N·m) No 7728-100 (100–1000 N·m)
USB adapter	No 7757-1	No 7757-1	No 7757-1	No 7757-1
Jack cable	No 7751	No 7751	No 7751	No 7751
Spiral cable	No 7752	No 7752	No 7752	No 7752
Cable for No 7728	No 7751-2	No 7751-2	No 7751-2	No 7751-2
Square drive adapter	No 409M (1/4" ○ x 3/8" ■) No 7787 (1/4" ○ x 3/4" ■) No 7788 (3/8" ○ x 3/4" ■) No 7789 (1/2" ○ x 3/4" ■) No 7789-4 (1/4" ○ x 1/2" ■) No 7789-5 (3/8" ○ x 1/2" ■)	No 409M (1/4" ○ x 3/8" ■) No 7787 (1/4" ○ x 3/4" ■) No 7788 (3/8" ○ x 3/4" ■) No 7789 (1/2" ○ x 3/4" ■) No 7789-4 (1/4" ○ x 1/2" ■) No 7789-5 (3/8" ○ x 1/2" ■)	No 409M (1/4" ○ x 3/8" ■) No 7787 (1/4" ○ x 3/4" ■) No 7788 (3/8" ○ x 3/4" ■) No 7789 (1/2" ○ x 3/4" ■) No 7789-4 (1/4" ○ x 1/2" ■) No 7789-5 (3/8" ○ x 1/2" ■)	No 409M (1/4" ○ x 3/8" ■) No 7787 (1/4" ○ x 3/4" ■) No 7788 (3/8" ○ x 3/4" ■) No 7789 (1/2" ○ x 3/4" ■) No 7789-4 (1/4" ○ x 1/2" ■) No 7789-5 (3/8" ○ x 1/2" ■)
Calibration square drive insert tools	No 734K/4 (1/4" ■) No 734K/5 (3/8" ■) No 734K/12 (3/8" ■) No 734K/20 (1/2" ■) No 734K/40 (3/4" ■) No 734K/100 (3/4" ■)	No 734K/4 (1/4" ■) No 734K/5 (3/8" ■) No 734K/12 (3/8" ■) No 734K/20 (1/2" ■) No 734K/40 (3/4" ■) No 734K/100 (3/4" ■)	No 734K/4 (1/4" ■) No 734K/5 (3/8" ■) No 734K/12 (3/8" ■) No 734K/20 (1/2" ■) No 734K/40 (3/4" ■) No 734K/100 (3/4" ■)	No 734K/4 (1/4" ■) No 734K/5 (3/8" ■) No 734K/12 (3/8" ■) No 734K/20 (1/2" ■) No 734K/40 (3/4" ■) No 734K/100 (3/4" ■)
Calibration software	TORKMASTER	TORKMASTER	TORKMASTER	TORKMASTER
DAkkS calibration certificates	3	4	3	4

perfectControl®

7794-2 Motorised calibrating and adjusting tool from 1 to 400 N·m

The electronic perfectControl® calibrating unit with its electric drive considerably reduces the amount of effort and time required for calibration and adjustment tasks on torque wrenches

- measurement possible without moving the point of application of force
- prevents faulty readings thanks to precision-mounted spindle and finely regulated motor
- extremely accurate calibration thanks to optimised bearings and square drives for the transducers
- rapid, easy change of transducers thanks to quick-release latching system
- convenient pushbutton controls for clockwise and anticlockwise measurements with automatic speed compensation
- saves time because the bridge support is locked in place using a single-handed eccentric lever
- transmission of readings to a PC via USB interface for further processing, analysis and archiving
- a Declaration of Conformance or a calibration certificate can be printed or saved as a PDF file after calibration
- as found / as left calibrations can be documented
- during calibration, DIN EN ISO 6789:2003 in numerous languages is supported. Additional standards and works standards are available on request
- can be upgraded to perfectControl® calibrating unit No 7794-3 for angle-controlled wrenches
- **calibration up to 1000 N·m is possible using the easily attached extension unit No 7791-1 (see p. 242)**
- design patent
- protected by national and international patents
- both clicking and indicating torque wrenches can be calibrated
- calibration of transducers is possible using reference torque wrenches No 7770-10, 7770-100 and 7770-1000, available on request.
- the unit is supplied without the torque wrench, transducers or notebook
- **transducers laboratory No 7728 (see p. 248)**

iF product design award 2011

Content:
6 calibrating square drive insert tools No 734K (sizes 4, 5, 12, 20, 40, 100)
6 square drive adaptors (No 409M, No 7787, No 7788, No 7789, No 7789-4, No 7789-5)
1 USB adaptor No 7757-1
1 software Torkmaster 7731-1
1 jack cable No 7751
1 spiral cable No 7752
1 spiral cable No 7751-2 with jack plug and self-locking precision plug
1 low-temperature cable connector
1 hexagon key wrench No 10760CV size 2 mm are included

5

Code	Capacity N·m	for transducer	for torque wrenches with functional length (L_F) max. mm	Profile width mm	b mm	h mm	L mm	kg
96521093	1-400	7728 (sizes 1-100)	815	180	640	328	1060	58.1

Made in Germany

KG5 Print ES DE EN 2019-12-18 mTabellen.indd 246 18.12.2019 16:04:31

7794-1 Manual calibrating unit from 1 to 400 N·m

- as for perfectControl® No 7794-2, but the drive is via an ergonomically designed handwheel
- **calibration up to 1000 N·m is possible using the easily attached extension unit No 7791-1 (see p. 242)**
- protected by national and international patents
- supplied without torque wrench, transducer or notebook
- **transducers laboratory No 7728 (see p. 248)**

Content:
6 calibrating square drive insert tools No 734K (sizes 4, 5, 12, 20, 40, 100)
6 square drive adaptors (No 409M, No 7787, No 7788, No 7789, No 7789-4, No 7789-5)
1 USB adaptor No 7757-1
1 software Torkmaster 7731-1
1 jack cable No 7751
1 spiral cable No 7752
1 spiral cable No 7751-2 with jack plug and self-locking precision plug
1 low-temperature cable connector
1 hexagon key wrench No 10760CV 2 mm are included

Code	Capacity N·m	for transducer	for torque wrenches with functional length (L_F) max. mm	Profile width mm	b mm	h mm	L mm	kg
96521092	1-400	7728 (sizes 1-100)	815	180	705	355	1060	47

7794-3 Automated calibrating and adjusting unit from 1 to 400 N·m

- **automatically calibrates electronic torque and angle-controlled wrenches made by STAHLWILLE**
- design patent
- protected by national and international patents
- model is the same as perfectControl® No 7794-2, except it is additionally suited to calibrating angle-controlled wrenches. Optimum adaptation to working height with motorised height adjustment
- calibration up to 1000 N·m is possible using the easily attached expansion unit No 7791-1 (see p. 242) and set of adapter plates No 7791-4, Code 52110491
- supplied without torque wrench, transducer or notebook

Content:
6 calibrating square drive insert tools No 734K (sizes 4, 5, 12, 20, 40, 100)
6 square drive adaptors (No 409M, No 7787, No 7788, No 7789, No 7789-4, No 7789-5)
1 USB adaptor No 7757-1
1 software Torkmaster 7731-1
1 jack cable No 7751
1 spiral cable No 7752
1 spiral cable No 7751-2 with jack plug and self-locking precision plug
1 low-temperature cable connector
1 hexagon key wrench No 10760CV 2 mm are included

Code	Capacity N·m	for transducer	for torque wrenches with functional length (L_F) max. mm	Profile width mm	b mm	h mm	L mm	kg
96521094	1-400	7728 (sizes 1-100)	815	180	640	884-1134	1060	230

KG5 Print ES DE EN 2019-12-18 mTabellen.indd 247 18.12.2019 16:04:32

7728 Transducers laboratory

QR

- patented
- for laboratory environments
- with optimised measuring range
- for calibrating torque wrenches and torque screwdrivers
- for use together with perfectControl® calibrating unit No 7794 or calibration system No 7706
- high degree of accuracy thanks to conversion and digitization of readings within the transducer itself
- with high-grade self-locking precision plug
- not susceptible to lateral forces due to low-profile construction
- with DAkkS calibration certificate
- **max. display deviation value ± 0.5% of the reading**
- further details on request
- supplied in sturdy plastic box
- measuring ranges by deviation of indication

Code	size	Display deviation value ± 0.5% of the reading N·m	in·lb	ft·lb	Display deviation value ± 0.25% of the reading N·m	ft·lb	in·lb	∅ mm	▢ "	g	g with box
96524011	**1S [1]**	1-10	8,9-88,5	0,74-7,4	2-10	1,5-7,4	18-88,5	120	1/4	1735	2415
96524001	**1**	1-10	8,9-88,5	0,74-7,4	2-10	1,5-7,4	18-88,5	120	1/4	1735	2415
96524002	**2**	2-20	18-177	1,5-15	4-20	3-15	35-177	120	1/4	1735	2415
96524004	**4**	4-40	35-354	3-30	8-40	6-30	71-354	120	3/8	2486	3136
96524006	**6**	6-60	53-531	4,5-45	12-60	9-45	106-531	120	3/8	2486	3136
96524010	**10**	10-100	89-885	7-74	20-100	14-74	177-885	120	3/8	2486	3136
96524020	**20**	20-200	177-1770	15-148	40-200	30-148	354-1770	120	1/2	2983	3170
96524040	**40**	40-400	354-3540	30-295	80-400	60-295	708-3540	156	3/4	4846	5507
96524065	**65**	65-650	575-5753	48-479	130-650	96-479	1151-5753	156	3/4	4846	5507
96524080	**80**	80-800	708-7081	59-590	160-800	118-590	1416-7081	156	3/4	4846	5507
96524100	**100**	100-1000	885-8851	74-738	200-1000	148-738	1770-8851	156	3/4	4846	5507
96524300	**300 [2]**	300-3000	2655-26553	221-2214	600-3000	443-2214	5310-26553	195	1 1/2	10500	12000

[1]) for calibrating torque screwdrivers
[2]) for use with mechanical loader No 7792 and 7792-1 (S. 243)

5

TORKMASTER.
Simple, professional calibration.

Need to adjust torque wrenches and torque screwdrivers and calibrate them in compliance with the standards, generate Declarations of Conformance and calibration certificates to DIN EN ISO 6789? This is exactly what the STAHLWILLE TORKMASTER software is for. At the highest standard of safety and with minimum effort for the user.

The **optional CAQ interface** enables connection to the superordinate CAQ system, which in this way has access to all inspection data at all times. The user is not required to do anything – all the data and logs of the calibration process are securely transmitted.

Accessories for workshop torque tester and calibration systems

7759-4 USB adaptor, jack cable and software Torkmaster

Link between perfectControl® or transducer (7721-7724) and PC. For adjusting and calibrating torque wrenches and torque screwdrivers. Produces calibration certificates in accordance with DIN EN ISO 6789, which can be printed out or saved as PDF files.

- as found / as left calibrations can be documented
- graphical representation of the torque progression
- user management
- 17 languages
- equipment testing system

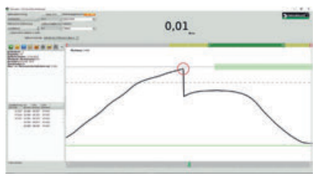

System requirements:
- PC
- Microsoft Windows XP SP3 or later operating system
- USB connection

Code	L m	g
96 58 36 29	1.5	65

7759-6 USB adaptor, cable and software Torkmaster

NEW

Link between perfectControl® or transducer (7728) and PC. For adjusting and calibrating torque wrenches and torque screwdrivers. Produces calibration certificates in accordance with DIN EN ISO 6789, which can be printed out or saved as PDF files.

- as found / as left calibrations can be documented
- graphical representation of the torque progression
- user management
- 17 languages
- equipment testing system

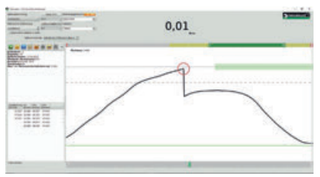

System requirements:
- PC
- Microsoft Windows XP SP3 or later operating system
- USB connection

Code	L m	g
96 58 36 31	1.5	72

7751 Jack cable

- connection between transducers 7721-7724 and USB adaptor or display unit
- with jacks at both ends, 90° angled

Code	L m	g
52 11 00 51	1.5	50

7751-1 Cable for No 7728

- for connecting laboratory transducers 7728 to a USB hub or display unit
- with jack plug, 90° angled, and self-locking precision plug

Code	L m	g
52 11 00 54	1.5	38

7752 Spiral cable

- connection between transducer and display unit or USB adaptor
- with jacks at both ends, 90° angled

Code	L max. mm	g
52 11 00 52	500	35

7751-2 Spiral cable for No 7728

- for connecting laboratory transducers 7728 to a USB hub or display unit
- with jack plug, 90° angled, and self-locking precision plug

Code	L max. mm	g
52 11 00 57	500	32

KG5 Print ES DE EN 2019-12-18 mTabellen.indd 249 18.12.2019 16:04:41

7750 Display unit

- registered design
- for displaying the actual torque as measured
- units of measurement: N·m, ft·lb, in·lb
- modes of operation: track, peak hold, first peak (only with manual operation)
- additional display of actual torque applied with clicking torque wrenches
- swivels to any desired position thanks to universal ball-joint

Code	g
52100050	182

7760 Mains adaptor

- Input:
  110 V-230 V AC
- Output:
  9 V DC, with interchangeable socket adaptors

Code	g
52110056	201

7761 Interface adaptor

- required for automated calibration and adjustment of angle-controlled torque wrenches No 714 using calibrating and adjusting units perfectControl® No 7794-2 and 7794-3

Code	g
52110061	26

7761/3 Interface adaptor set

Contents:
- No 7761 interface adaptor
- No 7752 spiral cable
- No 7760 mains adaptor

Code	g
96521161	255

7311/7312 Plastic box, empty

- for safe storage and transport of transducers (please order inlays separately)

Code	No	for transducer	g
81500003	**7311**	7721; 7722; 7723; 7728 1-20	554
81500004	**7312**	7724-1; 7728 40-100	1346

7313/7314 Inlays for plastic box

Code	No	for transducer	g
83071030	**7313**	7721; 7722; 7723; 7728 1-20	77
83071031	**7314**	7724-1; 7728 40-100	242

409M Adaptor

- 1/4" socket x 3/8" plug (6.3 x 10)

code	L mm	∅ mm	g
11030010	13	28	14

7787 Square drive adaptor

- 1/4" socket x 3/4" plug (6.3 x 20)

Code	L mm	∅ mm	g
58521087	15.5	29	41

7788 Square drive adaptor

- 3/8" socket x 3/4" plug (10 x 20)

Code	L mm	∅ mm	g
58521088	23.5	29	50

KG5 Print ES DE EN 2019-12-18 mTabellen.indd 250 18.12.2019 16:04:46

7789 Square drive adaptor

- 1/2" socket x 3/4" plug (12.5 x 20)

Code	L mm	∅ mm	⚖ g
58521089	23.5	29	40

7789-2 Square drive adaptor

- 3/4" socket x 1 1/2" plug (20 x 40)

Code	L mm	∅ mm	⚖ g
58523089	44	60	380

7789-3 Square drive adaptor

- 1" socket x 1 1/2" plug (25 x 40)



Code	L mm	∅ mm	⚖ g
58524089	44	60	280

7789-4 Square drive adaptor

- 1/4" socket x 1/2" plug (6.3 x 12.5)



Code	L mm	∅ mm	⚖ g
58524090	15.5	29	25

7789-5 Square drive adaptor

- 3/8" socket x 1/2" plug (10 x 12.5)



Code	L mm	∅ mm	⚖ g
58524091	15.5	29	28

734K Calibrating square drive insert tools

- without a ball or pin (so not suitable for bolt tightening)
- optimum measuring results during calibration thanks to reduced lateral forces

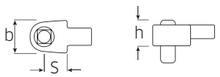

Code	size	■ "	⚙ mm	b mm	h mm	S mm	⚖ g
58243004	**4**	1/4	9x12	20	16.7	17.5	76
58243005	**5**	3/8	9x12	20	16.7	17.5	76
58243012	**12**	3/8	14x18	27	21.5	25	199
58243020	**20**	1/2	14x18	27	21.5	25	218
58243040	**40**	3/4	14x18	40	29.3	25	410
58241100	**100**	3/4	22x28	43	29.3	55	907

70VK Calibrating square drive units

- without a ball or pin (so not suitable for bolt tightening)
- optimum measuring results during calibration thanks to reduced lateral forces

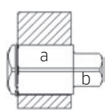

Code	size	for No	a "	b "	L mm	⚖ g
59011014	**11**	734/4	3/8	1/4	24.7	12
59011003	**3**	735/5	3/8	3/8	27.6	17
59011012	**12**	734/10; 734/20	1/2	3/8	32.5	34
59011011	**502 1/2**	734/20	1/2	1/2	36.9	60
59011008	**8**	734/40; 734/80; 734/100	3/4	3/4	52.2	138

STAHLWILLE
STAHLWILLE
STAHLWILLE
STAHLWILLE
4500 i 20 Made in Germany

6 SCREWDRIVERS

DRALL+
>> Page 254

3K DRALL®
>> Page 262

Electronics screwdrivers
>> Page 264

T-handled screwdrivers
>> Page 265

Offset screwdrivers
>> Page 267

Impressive diversity.
DRALL⁺ screwdrivers.

Made in Germany

For professionals who constantly face new challenges in their daily work: the DRALL⁺ screwdriver series with the 2-component cushioned handle. DRALL⁺ screwdrivers are a byword for long dependability, functional integrity and comfortable handling, which makes light work of any task.

SAFE.

The flange-like hand stop ❶ prevents injuries caused by unintentional slipping – and also stops the tool rolling away.

FAST.

The lower end of the handle (multifunction zone ❷) is deliberately made extra-long. This enables the thumb and index finger to wrap around more easily and spin the screwdriver.



CONVENIENT.

Convenient marking on the head makes it easy to pick the right profile quickly.

EXTREME.

For use under extreme conditions, the DRALL+ is also available with a metal impact cap.

PRACTICAL.

The black handle component made of soft, elastic thermoplastic elastomer (TPE) and the special shape of the handle means DRALL+ screwdrivers fit particularly snugly in the hand.

ROBUST.

The core is made of high-grade knock-resistant polypropylene (PP). The tang is firmly anchored in the core to allow force to be transferred through it.

INDIVIDUAL.

The four handle sizes for the screwdrivers are designed specifically to match the drive profiles.

DRALL+ is available for the following screw-head profiles
Slotted
PH cross-head
PZ cross-head
TORX®
TORX® Tamper Resistant with a central bore
Hexagonal
TORQ-SET®

4620 ⊖ Screwdrivers for slotted screws DRALL+

- DIN ISO 2380-1, -2, DIN 5264, ISO 2380-1, -2
- Chrome Alloy Steel, chrome plated
- black tips

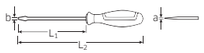

Code	size	a mm	b mm	L_1 mm	L_2 mm	g	
46 20 30 35	**1**	0.6	3.5	75	160	25	10
46 20 30 40	**2**	0.8	4.0	100	185	34	10
46 20 30 55	**3**	1.0	5.5	125	240	79	10
46 20 30 65	**4**	1.2	6.5	150	265	109	10
46 20 30 80	**5**	1.6	8.0	175	300	136	10
46 20 31 00	**6**	1.6	10.0	200	325	163	5
46 20 31 20	**7**	2.0	12.0	250	375	215	5

4621 ⊖ Screwdrivers for slotted screws DRALL+

- parallel blades
- as per VSM (Swiss Standard)
- Chrome Alloy Steel, chrome plated
- black tips

Code	size	a mm	b mm	L_1 mm	L_2 mm	g	
46 21 30 25	**0**	0.4	2.5	80	165	27	10
46 21 30 35	**1**	0.5	3.5	90	175	26	10
46 21 30 40	**2**	0.6	4.0	100	185	34	10
46 21 30 55	**3**	0.8	5.5	120	235	78	10
46 21 30 65	**4**	1.0	6.5	140	255	96	10
46 21 30 80	**5**	1.2	8.0	160	275	117	10
46 21 31 00	**6**	1.6	10.0	180	305	174	10

4622 ⊖ Screwdrivers for slotted screws DRALL+

- DIN ISO 2380-1, -2, DIN 5264, ISO 2380-1, -2
- with hexagon
- Chrome Alloy Steel, chrome plated
- black tips

Code	size	a mm	b mm	L_1 mm	L_2 mm	g	
46 22 30 55	**1**	1.0	5.5	100	215	85	10
46 22 30 65	**2**	1.2	6.5	125	240	100	10
46 22 30 80	**3**	1.2	8.0	150	275	159	10
46 22 31 00	**4**	1.6	10.0	175	300	174	10
46 22 31 20	**5**	2.0	12.0	200	325	240	5
46 22 31 40	**6**	2.5	14.0	250	375	310	5

4622SK ⊖ Screwdrivers for slotted screws DRALL+

- DIN ISO 2380-1, -2, DIN 5264, ISO 2380-1, -2
- with impact cap and hexagonal shank
- Chrome Alloy Steel, chrome plated
- black tips

Code	size	a mm	b mm	L_1 mm	L_2 mm	g	
46 22 32 40	**1**	0.8	4.0	90	195	50	10
46 22 32 55	**2**	1.0	5.5	100	215	106	10
46 22 32 65	**3**	1.2	6.5	125	240	135	5
46 22 32 80	**4**	1.2	8.0	150	275	191	5
46 22 32 00	**5**	1.6	10.0	175	300	226	5
46 22 32 20	**6**	2.0	12.0	200	325	267	5
46 22 33 40	**7**	2.5	14.0	250	375	340	5

4724 ⊖ Carburettor screwdrivers DRALL

- DIN ISO 2380-1, -2, DIN 5264, ISO 2380-1, -2
- stubby
- Chrome Alloy Steel, chrome plated
- black tips

Code	size	a mm	b mm	L_1 mm	L_2 mm	g	
47 24 10 45	**1**	0.6	3.5	25	80	34	10
47 24 10 60	**2**	1.0	5.5	25	80	32	10
47 24 10 80	**3**	1.2	8.0	25	80	39	10

4628 ⊖ Electricians screwdrivers for slotted screws DRALL+

- DIN ISO 2380-1, -2, DIN 5264, ISO 2380-1, -2
- Chrome Alloy Steel, chrome plated
- black tips

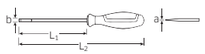

Code	size	a mm	b mm	L_1 mm	L_2 mm	g	
46 28 30 25	**1**	0.4	2.5	60	145	20	10
46 28 30 35	**2**	0.6	3.5	75	160	40	10
46 28 31 35	**3**	0.6	3.5	100	185	41	10
46 28 30 40	**4**	0.8	4.0	125	210	36	10
46 28 30 55	**5**	1.0	5.5	150	265	92	10
46 28 31 55	**6**	1.0	5.5	200	315	102	10

4630 ⊕ Cross-head screwdrivers DRALL+

- Phillips-Recess®
- DIN ISO 8764-1, -2, ISO 8764-1, -2
- Chrome Alloy Steel, chrome plated
- black tips

Code	PH size	L_1 mm	L_2 mm	g	
46 30 30 00	**0**	60	145	20	10
46 30 30 01	**1**	80	185	35	10
46 30 30 02	**2**	100	215	90	10
46 30 30 03	**3**	150	275	146	10

KG6 Print ES DE EN 2019-12-05.indd 256 05.12.2019 12:39:49

4631 Cross-head screwdrivers DRALL+

- Phillips-Recess®
- extra long
- DIN ISO 8764-1, -2, ISO 8764-1, -2
- Chrome Alloy Steel, chrome plated
- black tips

Code	PH size	L_1 mm	L_2 mm	g	
46 31 30 01	**1**	250	355	110	1
46 31 30 02	**2**	250	365	122	1

4632 Cross-head screwdrivers DRALL+

- with hexagon
- Phillips-Recess®
- DIN ISO 8764-1, -2, ISO 8764-1, -2
- Chrome Alloy Steel, chrome plated
- black tips

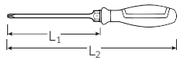

Code	PH size	L_1 mm	L_2 mm	g	
46 32 30 01	**1**	80	185	45	10
46 32 30 02	**2**	100	215	100	10
46 32 30 03	**3**	150	275	170	5
46 32 30 04	**4**	200	325	237	5

4632SK Cross-head screwdrivers DRALL+

- with impact cap and hexagonal shank
- Phillips-Recess®
- DIN ISO 8764-1, -2, ISO 8764-1, -2
- Chrome Alloy Steel, chrome plated
- black tips

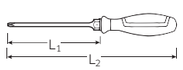

Code	PH size	L_1 mm	L_2 mm	g	
46 32 31 01	**1**	85	190	58	10
46 32 31 02	**2**	100	215	120	10
46 32 31 03	**3**	150	275	194	5

4640 Cross-head screwdrivers DRALL+

- POZIDRIV/SUPADRIV®
- DIN ISO 8764-1, -2, ISO 8764-1, -2
- Chrome Alloy Steel, chrome plated
- black tips

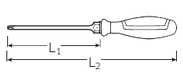

Code	PZ size	L_1 mm	L_2 mm	g	
46 40 30 00	**0**	60	145	35	10
46 40 30 01	**1**	80	185	44	10
46 40 30 02	**2**	100	215	89	10
46 40 30 03	**3**	150	275	145	5

4636 TORQ-SET® screwdrivers DRALL+

- TORQ-SET®
- hexagonal blade
- chrome plated
- black tips

code	mm/"	L_1 mm	L_2 mm	"	g	
46 36 30 02	**2**	100	215	1/4	92	5
46 36 30 04	**4**	100	215	1/4	93	5
46 36 30 06	**6**	100	215	1/4	92	5
46 36 30 08	**8**	100	215	1/4	93	5
46 36 30 10	**10**	100	215	1/4	93	5
46 36 30 16	**1/4**	150	265	5/16	138	5

4650 TORX® screwdrivers DRALL+

- for inside TORX® screws
- Chrome Alloy Steel, chrome plated
- black tips

Code	size	mm	L_1 mm	L_2 mm	g	
46 50 30 05	**T5**	1.4	60	145	30	5
46 50 30 06	**T6**	1.6	60	145	35	5
46 50 30 07	**T7**	2.0	60	145	35	5
46 50 30 08	**T8**	2.3	60	145	33	5
46 50 30 09	**T9**	2.5	60	145	35	5
46 50 30 10	**T10**	2.7	80	165	35	5
46 50 30 15	**T15**	3.3	80	165	38	5
46 50 30 20	**T20**	3.8	100	205	50	5
46 50 30 25	**T25**	4.4	100	205	50	5
46 50 30 27	**T27**	5.0	115	230	90	5
46 50 30 30	**T30**	5.5	115	230	90	5
46 50 30 40	**T40**	6.6	115	240	131	5
46 50 30 45	**T45**	7.8	130	255	136	5

4650L TORX® screwdrivers DRALL+

- for inside TORX® screws
- extra long
- Chrome Alloy Steel, chrome plated
- black tips

Code	size	mm	L_1 mm	L_2 mm	g	
46 50 31 15	**T15**	3.3	250	335	45	5
46 50 31 20	**T20**	3.8	250	355	180	5
46 50 31 25	**T25**	4.4	250	355	180	5
46 50 31 30	**T30**	5.5	250	365	125	5

4656 TORX® screwdrivers DRALL+

- with hollow point (TORX® TAMPER RESISTANT)
- Chrome Alloy Steel, chrome plated
- black tips

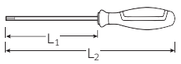

Code	size	mm	L_1 mm	L_2 mm	g	
46563008	**T8**	2.3	60	145	35	5
46563009	**T9**	2.5	60	145	35	5
46563010	**T10**	2.7	80	165	39	5
46563015	**T15**	3.3	80	165	39	5
46563020	**T20**	3.8	100	205	42	5
46563025	**T25**	4.4	100	205	50	5
46563027	**T27**	5.0	115	230	90	5
46563030	**T30**	5.5	115	230	90	5
46563040	**T40**	6.6	115	240	120	5
46563045	**T45**	7.8	130	255	118	5

4734 Cross-head screwdrivers DRALL

- Phillips-Recess®
- DIN ISO 8764-1, -2, ISO 8764-1, -2
- stubby
- Chrome Alloy Steel, chrome plated
- black tips

Code	PH size	L_1 mm	L_2 mm	g	
47341001	**1**	25	80	27	10
47341002	**2**	25	80	31	10

4744 Cross-head screwdrivers DRALL

- POZIDRIV/SUPADRIV®
- DIN ISO 8764-1, -2, ISO 8764-1, -2
- stubby
- Chrome Alloy Steel, chrome plated
- black tips

Code	PZ size	L_1 mm	L_2 mm	g	
47441001	**1**	25	80	28	10
47441002	**2**	25	80	34	10

10507N KK Ball ended hexagon drivers DRALL+

- for use on hexagon socket head screws
- swivel angle up to 25° each side
- Chrome Alloy Steel, chrome plated
- black tips

Code	mm	L_1 mm	L_2 mm	g	
73103003	**3**	300	385	56	5
73103005	**5**	300	415	132	10

12500N Nut spinners DRALL+

- DIN 3125
- Chrome Vanadium, chrome plated

Code	mm	L_1 mm	L_2 mm	g	
43093004	**4**	125	230	58	10
43093045	**4.5**	125	230	49	10
43093005	**5**	125	230	58	10
43093055	**5.5**	125	230	58	10
43093006	**6**	125	240	98	10
43093007	**7**	125	240	114	10
43093008	**8**	125	240	115	10
43093009	**9**	125	240	118	10
43093010	**10**	125	240	122	10
43093011	**11**	125	250	160	5
43093012	**12**	125	250	168	5
43093013	**13**	125	250	170	5

12506 Nut spinners DRALL+

- flexible
- max. torque 8 N·m
- matt chrome plated

Code	mm	L_1 mm	L_2 mm	g	
43103206	**6**	175	290	167	10
43103207	**7**	175	290	168	10
43103208	**8**	175	290	170	10

ES 12500N/7

- 175 x 350 x 39 mm
- 7 pieces

Code	g
96838300	1060

No	Content
12500N	7; 8; 9; 10; 11; 12; 13 mm

TCS 12500N/5

- 175 x 350 x 45 mm
- 5 pieces

Code	g
96838757	730

No	Content
12500N	7; 8; 10; 12; 13 mm

4691/7 DRALL+ set of screwdrivers

Set of 7 **DRALL+** screwdrivers
content:
⊖ 4620:
size 1 (0.6 x 3.5 x 75 mm)
size 2 (0.8 x 4.0 x 100 mm)
size 3 (1.0 x 5.5 x 125 mm)
size 4 (1.2 x 6.5 x 150 mm)
⊖ 4628: size 1 (0.4 x 2.5 x 60 mm)
⊕ 4630: PH1; PH2

Code	g	
96 46 91 15	580	1

4692/8 DRALL+ set of screwdrivers

Set of 8 **DRALL+** screwdrivers
Content:
⊖ 4620:
size 1 (0.6 x 3.5 x 75 mm)
size 2 (0.8 x 4.0 x 100 mm)
size 3 (1.0 x 5.5 x 125 mm)
size 4 (1.2 x 6.5 x 150 mm)
size 5 (1.6 x 8.0 x 175 mm)
⊕ 4630: PH1; PH2; PH3

Code	g	
96 46 92 15	840	1

4693/9 DRALL+ set of screwdrivers

Set of 9 **DRALL+** screwdrivers
Content:
⊖ 4622:
size 1 (1.0 x 5.5 x 100 mm)
size 2 (1.2 x 6.5 x 125 mm)
size 3 (1.2 x 8.0 x 150 mm)
size 4 (1.6 x 10.0 x 175 mm)
⊖ 4628: size 1 (0.4 x 2.5 x 60 mm)
⊕ 4632: PH1; PH2
⊖ 4724: size 2 (1.0 x 5.5 x 25 mm)
⊕ 4734: PH2

Code	g	
96 46 93 15	950	1

4696/6 DRALL+ set of screwdrivers

Set of 6 **DRALL+** screwdrivers
with an impact cap
Content:
⊖ 4622SK:
size 1 (0.8 x 4.0 x 90 mm)
size 2 (1.0 x 5.5 x 100 mm)
size 3 (1.2 x 6.5 x 125 mm)
size 4 (1.2 x 8.0 x 150 mm)
⊕ 4632SK: PH1; PH2



Code	g	
96 46 96 15	870	1

4697/8 DRALL+ set of screwdrivers

Set of 8 **DRALL+** screwdrivers
Content:
⊖ 4620:
size 1 (0.6 x 3.5 x 75 mm)
size 2 (0.8 x 4.0 x 100 mm)
⊖ 4622:
size 1 (1.0 x 5.5 x 100 mm)
size 2 (1.2 x 6.5 x 125 mm)
size 3 (1.2 x 8.0 x 150 mm)
⊕ 4732: PH1; PH2; PH3

Code	g	
96 46 97 15	930	1

4694/9 DRALL+ set of TORX® screwdrivers

Set of 9 **DRALL+** screwdrivers
for TORX® screws
Content:
4650: T8, T9, T10, T15, T20, T25, T27, T30, T40

Code	g	
96 46 94 15	730	1

4699/9 DRALL+ set of TORX® screwdrivers

Set of 9 **DRALL+** screwdrivers
for TORX® screws
(TORX® TAMPER RESISTANT).
Content:
4656: T8, T9, T10, T15, T20, T25, T27, T30, T40
(with hollow point)



Code	g	
96 46 99 15	740	1

TCS 4620/4630

- 175 x 350 x 35 mm
- 7 pieces

Code	g
96 83 82 78	590

	No	Content
	4620	size 1 (0.6 x 3.5 x 75 mm) size 2 (0.8 x 4.0 x 100 mm) size 3 (1.0 x 5.5 x 125 mm) size 4 (1.2 x 6.5 x 150 mm)
	4630	PH1; PH2; PH3

TCS 4620/4640

- 175 x 350 x 40 mm
- 7 pieces

Code	g
96838784	410

	No	Content
	4620	size 1 (0.6 x 3.5 x 75 mm) size 2 (0.8 x 4.0 x 100 mm) size 3 (1.0 x 5.5 x 125 mm) size 4 (1.2 x 6.5 x 150 mm)
	4640	PZ1; PZ2; PZ3

TCS 4622/4632

- 175 x 350 x 35 mm
- 6 pieces

Code	g
96838783	845

	No	Content
	4622	size 1 (1.0 x 5.5 x 100 mm) size 2 (1.2 x 6.5 x 125 mm) size 3 (1.2 x 8.0 x 150 mm) size 4 (1.6 x 10.0 x 175 mm)
	4632	PH2; PH3

TCS 4620-4734/8



- 175 x 350 x 40 mm
- 8 pieces

Code	g
96838769	503

	No	Content
	4620	size 1 (0.6 x 3.5 x 75 mm) size 3 (1.0 x 5.5 x 125 mm) size 4 (1.2 x 6.5 x 150 mm)
	4628	size 1 (0.4 x 2.5 x 60 mm)
	4630	PH1; PH2
	4724	size 2 (1.0 x 5.5 x 25 mm)
	4734	PH2

TCS 4620/4660VDE+10767

- 530 x 350 x 35 mm
- 27 pieces

Code	g
96831168	2200

	No	Content
	4620	size 1 (0.6 x 3.5 x 75 mm) size 2 (0.8 x 4.0 x 100 mm) size 4 (1.2 x 6.5 x 150 mm) size 5 (1.6 x 8.0 x 175 mm) size 6 (1.6 x 10.0 x 200 mm) size 7 (2.0 x 12.0 x 200 mm)
	4628	size 1 (0.4 x 2.5 x 60 mm)
	4630	PH1; PH2; PH3
	4632	PH4
	4640	PZ0; PZ1; PZ2
	4660 VDE	size 1 (0.4 x 2.5 x 75 mm)
	4724	size 2 (1.0 x 5.5 x 25 mm)
	4734 **4744**	PH2 PZ1
	10767/9	1.5; 2; 2.5; 3; 4; 5; 6; 8; 10 mm

TCS 4620/4660VDE



- 530 x 350 x 40 mm
- 18 pieces

Code	g
96831179	1689

	No	Content
	4620	size 1 (0.6 x 3.5 x 75 mm) size 2 (0.8 x 4.0 x 100 mm) size 4 (1.2 x 6.5 x 150 mm) size 5 (1.6 x 8.0 x 175 mm) size 6 (1.6 x 10.0 x 200 mm) size 7 (2.0 x 12.0 x 200 mm)
	4628	size 1 (0.4 x 2.5 x 60 mm)
	4630	PH1; PH2; PH3
	4632	PH4
	4640	PZ0; PZ1; PZ2
	4660 VDE	size 1 (0.4 x 2.5 x 75 mm)
	4724	size 2 (1.0 x 5.5 x 25 mm)
	4734 **4744**	PH2 PZ1

KG6 Print ES DE EN 2019-12-05.indd 260 05.12.2019 12:40:02

TCS 4621/4734/16

- 530 x 350 x 40 mm
- 16 pieces

Code	g
96832098	1490

	No	Content
	4621	size 0 (0.4 x 2.5 x 80 mm) size 1 (0.5 x 3.5 x 90 mm) size 2 (0.6 x 4.0 x 100 mm) size 4 (1.0 x 6.5 x 140 mm) size 5 (1.2 x 8.0 x 160 mm)
	4631	PH1; PH2
	4632	PH1; PH2; PH3
	4724	size 2 (1.0 x 5.5 x 25 mm)
	4734	PH2
	10506	0.8 x 4.0 x 300 mm
	10518	1.0 x 5.5 x 410 mm
	12600	500 g
	12922E	∅ 6 mm

TCS 4622/4650+10760+10766

- 530 x 350 x 40 mm
- 36 pieces

Code	g
96831196	1895

	No	Content
	4622	size 1 (1.0 x 5.5 x 100 mm) size 2 (1.2 x 6.5 x 125 mm) size 4 (1.6 x 10.0 x 175 mm) size 5 (2.0 x 12.0 x 200 mm)
	4630	PH1
	4632	PH3
	4650	sizes T6; T7; T8; T9; T10; T15; T20; T25; T27; T30
	4724	size 2 (1.0 x 5.5 x 25 mm)
	4734	PH2
	10760CV/9	1.5; 2; 2.5; 3; 4; 5; 6; 8; 10 mm
	10766/9	sizes T8; T9; T10; T15; T20; T25; T27; T30; T40

TCS 4650

- 175 x 350 x 35 mm
- 8 pieces

Code	g
96838767	340

	No	Content
	4650	sizes T8; T9; T10; T15; T20; T25; T27; T30

Tool Control System.

Safety-conscious inlays.



Designed to fit our Tool Trolleys and Tool Boxes. With yellow signal cut-outs to show whether all the tools are in their places.

Tool Trolley 95VA.

Good is now better.

STAHLWILLE's Tool Trolley 95VA is equipped with a three-stage safety system – to ensure maximum safety.

It's all in the handle.
3K DRALL® screwdrivers.

Made in Germany

High-grade materials and ergonomic design that redefines standards: STAHLWILLE's 3K DRALL® screwdrivers unite these positive qualities in a manner which is close to perfect. The result is a long-life, ergonomically designed tool providing strain-free working combined with maximum force transmission – even with greasy hands.

RESILIENT.

3K DRALL® grips consist of 3 components: a highly resistant core made of polypropylene (PP 1), a soft insert made of skin-friendly thermoplastic elastomer 2 and two special fibre-coated surfaces 3 for a significant improvement in power transmission and occupational safety.

SAFE.

The blades are made of exceptionally fine industrial-grade chrome alloy steel, through-hardened and anchored in the grip in such a way that they stay there.

ROBUST.

Whether you use the straight-bladed or Phillips/Pozidriv type - the cross-hatched blade tips will accurately and safely transmit maximum force to the screw head.

VERSATILE.

The lever hole allows even more power and torque if necessary.

CONVENIENT.

The screwdrivers are available in a set – either conveniently housed in plastic inlays or TCS safety inlays, designed for use with STAHLWILLE Tool Trolleys and Tool Boxes.

4820 ⊖ 3K DRALL® screwdrivers for slotted screws

- DIN 5265, ISO 2380
- Chrome Alloy Steel, matt chrome plated
- black tips

Code	a mm	b mm	L_1 mm	L_2 mm	g	
48201035	0.6	3.5	75	170	63	10
48201040	0.8	4.0	100	195	32	10
48202055	1.0	5.5	125	220	58	10
48201065	1.2	6.5	150	265	100	10
48201080	1.6	8.0	175	290	120	10
48201100	1.6	10.0	200	315	158	5
48202100	2.0	12.0	250	375	218	5

4830 ⊕ 3K DRALL® cross-head screwdrivers

- Phillips-Recess®
- DIN 5262, ISO 8764
- Chrome Alloy Steel, matt chrome plated
- black tips

Code	PH size	L_1 mm	L_2 mm	g	
48301000	**0**	60	155	28	10
48301001	**1**	80	175	50	10
48301002	**2**	100	215	70	10
48301003	**3**	150	275	126	5
48301004	**4**	200	325	251	5

4840 ⊕ 3K DRALL® cross-head screwdrivers

- POZIDRIV/SUPADRIV®
- DIN 5262, ISO 8764
- Chrome Alloy Steel, matt chrome plated
- black tips

Code	PZ size	L_1 mm	L_2 mm	g	
48401001	**1**	80	175	33	10
48401002	**2**	100	215	70	10

4856 ⚙ 3K DRALL® TORX® screwdrivers

- with hollow point (TORX® TAMPER RESISTANT)
- Chrome Alloy Steel, matt chrome plated
- black tips

Code	size	mm	L_1 mm	L_2 mm	g	
48560006	**T6 ***	1.6	50	145	45	5
48560007	**T7**	2.0	50	145	37	5
48560008	**T8**	2.3	60	155	39	5
48560009	**T9**	2.5	60	155	50	5
48560010	**T10**	2.7	80	175	26	5
48560015	**T15**	3.3	80	175	52	5
48560020	**T20**	3.8	100	215	32	5
48560025	**T25**	4.4	100	215	55	5
48560027	**T27**	5.0	115	230	58	5
48560030	**T30**	5.5	115	230	63	5
48560040	**T40**	6.6	115	240	86	5

* without hollow point

4891 3K DRALL® set of screwdrivers

Set of 6 3K DRALL® screwdrivers
Content:
⊖ 4820: 0.6 x 3.5 x 75 mm
0.8 x 4.0 x 100 mm
1.0 x 5.5 x 125 mm
1.2 x 6.5 x 150 mm
⊕ 4830: PH1; PH2

Code	g	
96489110	530	1

4892 3K DRALL® set of screwdrivers

Set of 8 3K DRALL® screwdrivers
Content:
⊖ 4820: 0.6 x 3.5 x 75 mm
0.8 x 4.0 x 100 mm
1.0 x 5.5 x 125 mm
1.2 x 6.5 x 150 mm
1.6 x 8.0 x 175 mm
⊕ 4830: PH1; PH2; PH3

Code	g	
96489210	745	1

4899 ⚙ 3K DRALL® set of TORX® screwdrivers

Set of 9 3K DRALL® screwdrivers for TORX® screws (TORX® TAMPER RESISTANT).
Content:
⚙ 4856: T8; T9; T10; T15; T20; T25; T27; T30; T40
(with hollow point)

Code	g	
96489910	513	1

TCS 4820/4830

- 175 x 350 x 35 mm
- 7 pieces

Code	g
96838184	555

	No	Content
	4820	size 0.6 x 3.5 x 75 mm size 0.8 x 4.0 x 100 mm size 1.0 x 5.5 x 125 mm size 1.2 x 6.5 x 150 mm
	4830	PH1; PH2; PH3

TCS 4724/4840+10767

- 530 x 350 x 45 mm
- 24 pieces

Code	g
96830706	1755

	No	Content
	4628	size 1 (0.4 x 2.5 x 60 mm)
	4724	size 2 (1.0 x 5.5 x 25 mm)
	4734 **4744**	PH2 PZ1
	4820	size 0.6 x 3.5 x 75 mm size 0.8 x 4.0 x 100 mm size 1.2 x 6.5 x 150 mm size 1.6 x 10.0 x 200 mm size 2.0 x 12.0 x 250 mm
	4830 **4840**	PH1; PH2; PH3 PZ1
	10767/9	1.5; 2; 2.5; 3; 4; 5; 6; 8; 10 mm
	7756	
	12922E	∅ 6 mm

TCS 4856



- 175 x 350 x 40 mm
- 7 pieces

Code	g
96838755	447

	No	Content
	4856	sizes T8; T9; T10; T15; T20; T25; T30

4798 Set of reversible screwdrivers

- bag made of extremely tough textile

Content: 11 pieces
⊖ 0.6 x 3.5; 0.8 x 4.0; 1.0 x 5.5; 1.2 x 6.5 mm
⊕ PH1; PH2
⊕ PZ1; PZ2
◉ 3; 4; 5; 6 mm
◉ 3; 4; 5; 6 mm (ball end)
◉ T10; T15; T20; T25; T30; T40

Code	g	
96479802	745	1

Electronics screwdrivers

4751 ⊖ Screwdrivers for slotted screws

- DIN ISO 8764

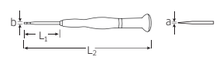

Code	size	a mm	b mm	L_1 mm	L_2 mm	g	
47513001	**1**	0.16	0.8	40	140	12	5
47513002	**2**	0.18	1.0	40	140	12	5
47513003	**3**	0.25	1.2	40	140	12	5
47513004	**4**	0.3	1.5	40	140	12	5
47513005	**5**	0.3	1.8	60	160	12	5
47513006	**6**	0.4	2.0	60	160	12	5
47513007	**7**	0.4	2.5	75	175	12	5
47513008	**8**	0.5	3.0	75	175	14	5

4752 ⊕ Cross-head screwdrivers

- Phillips-Recess®
- DIN ISO 2380

Code	PH size	L_1 mm	L_2 mm	⊕ M	americ. No	∅ mm	g	
47523010	**00**	40	140	–	–	2.5	12	5
47523020	**0**	60	160	–2	0–1	3	14	5
47523001	**1**	80	180	2–3	2–4	4.5	24	5

4753 ◉ Hexagon socket screwdrivers

Code	mm/"	L_1 mm	L_2 mm	g	
47533007	**0.7 / 0.028**	40	140	12	5
47533009	**0.9 / 0.035**	40	140	12	5
47533013	**1.3 / 0.050**	40	140	12	5
47533015	**1.5**	50	150	12	5

4797 Set of electronic screwdrivers

- bag made of extremely tough textile

Content 7 pieces:
⊖ 4751: size 4 (0.3 x 1.5 x 40 mm); size 6 (0.4 x 2.0 x 60 mm);
size 7 (0.4 x 2.5 x 75 mm); size 8 (0.5 x 3.0 x 75 mm)
⊕ 4752: PH00, PH0, PH1

Code	g	
96479715	234	1

10768 T-handled screwdrivers

- for socket head screws
- Chrome Vanadium, matt chrome plated
- black tips

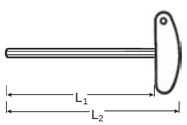

Code	mm	L_1 mm	L_2 mm	g	
43 25 00 20	**2**	100	116	10	10
43 25 00 25	**2.5**	100	116	12	10
43 25 00 30	**3**	150	166	17	10
43 25 00 40	**4**	150	175	45	10
43 25 00 50	**5**	200	225	60	10
43 25 00 60	**6**	200	225	78	10
43 25 00 80	**8**	200	235	150	5
43 25 01 00	**10**	200	235	210	5

10768-2K Hexagon key wrenches

- with 2-component T-handle
- for socket head screws
- with two tips
- Chrome Vanadium, matt chrome plated
- black tips

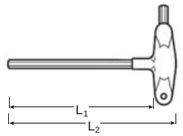

Code	mm	L_1 mm	L_2 mm	g	
43 25 20 20	**2**	100	125	33	10
43 25 20 25	**2.5**	100	125	42	10
43 25 20 30	**3**	150	174	42	10
43 25 20 40	**4**	150	176	50	10
43 25 20 50	**5**	200	227	73	10
43 25 20 60	**6**	200	228	92	10
43 25 20 80	**8**	200	235	178	5
43 25 21 00	**10**	200	235	247	5

ES 10768/6

- 350 x 350 x 37 mm
- 6 pieces

Code	g
96 83 81 19	780

	No	Content
	10768	3; 4; 5; 6; 8; 10 mm

TCS 10768-2K/6

TCS

- 350 x 350 x 40 mm
- 6 pieces

Code	g
96 83 87 53	792

	No	Content
	10768-2K	3; 4; 5; 6; 8; 10 mm

TCS 10768/8

TCS

- 350 x 350 x 40 mm
- 8 pieces

Code	g
96 83 87 86	800

	No	Content
	10768	2; 2.5; 3; 4; 5; 6; 8; 10 mm

10769 TORX®-screwdrivers

- T-handled
- for inside TORX® screws
- Chrome Vanadium, matt chrome plated
- black tips

Code	size	mm	L_1 mm	L_2 mm	g	
43 29 00 08	**T8**	2.3	80	96	12	5
43 29 00 09	**T9**	2.5	80	96	13	5
43 29 00 10	**T10**	2.7	100	116	14	5
43 29 00 15	**T15**	3.3	100	116	16	10
43 29 00 20	**T20**	3.8	100	125	36	10
43 29 00 25	**T25**	4.4	110	135	41	10
43 29 00 27	**T27**	5	110	135	49	10
43 29 00 30	**T30**	5.5	130	155	59	10
43 29 00 40	**T40**	6.6	130	165	102	10
43 29 00 45	**T45**	7.8	130	165	119	10
43 29 00 50	**T50**	8.8	130	165	137	5

ES 10769/7

- 175 x 350 x 35 mm
- 7 pieces

Code	g
96838120	450

	No	Content
	10769	sizes T10; T15; T20; T25; T27; T30; T40

ES 10769B/7

- 175 x 350 x 35 mm
- 7 pieces

Code	g
96838129	420

	No	Content
	10769B	sizes T10; T15; T20; T25; T27; T30; T40

TCS 10769+10771/17



- 350 x 350 x 30 mm
- 17 pieces

Code	g
96832099	940

	No	Content
	10769	sizes T9; T10; T15; T20; T25; T30; T40; T45; T50
	10771/8	sizes T9; T10; T15; T20; T25; T27; T30; T40

12507-2K T-handled nut spinners

- with 2-component T-handle
- Chrome Vanadium, matt chrome plated

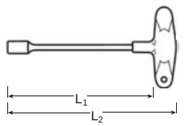

Code	mm	L_1 mm	L_2 mm	g	
43232060	**6**	200	224	83	10
43232070	**7**	200	234	115	10
43232080	**8**	200	234	135	10
43232090	**9**	200	234	137	10
43232100	**10**	200	234	160	10
43232110	**11**	200	240	169	5
43232120	**12**	200	240	171	5
43232130	**13**	200	240	176	5

10769B TORX® screwdrivers with hollow point

- with hollow point (TORX® TAMPER RESISTANT)
- shaft nickel-plated and chrome plated
- tips hardened
- Chrome Vanadium, matt chrome plated
- black tips

Code	size	mm	L_1 mm	L_2 mm	g	
43300010	**T10**	2.7	100	116	14	5
43300015	**T15**	3.3	100	116	16	5
43300020	**T20**	3.8	100	125	36	5
43300025	**T25**	4.4	110	135	41	5
43300027	**T27**	5.0	110	135	49	5
43300030	**T30**	5.5	130	155	59	5
43300040	**T40**	6.6	130	165	102	5

TCS 12507-2K/5

- 175 x 350 x 40 mm
- 5 pieces

Code	g
96838761	792

	No	Content
	12507-2K	7; 8; 10; 12; 13 mm

KG6 Print ES DE EN 2019-12-05.indd 266 05.12.2019 12:40:29

TCS 10765/10768/12507/19

- 530 x 350 x 30 mm
- 19 pieces

Code	g
96830621	1610

	No	Content
	10765/9	1.5; 2; 2.5; 3; 4; 5; 6; 8; 10 mm
	10768	2.5; 3; 4; 5; 6; 8; 10 mm
	12507-2K	8; 10; 13 mm

10546 Offset screwdrivers

- DIN 5200
- for slotted screws
- centre handle covered with impact proof plastic
- Chrome Vanadium, chrome plated

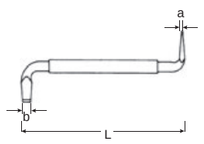

Code	size	a mm	b mm	L mm	g	
73272001	**1**	0.6	3.5	90	9	10
73272002	**2**	0.8	4	100	12	10
73272003	**3**	1	5.5	125	29	10
73272004	**4**	1.2	8	150	69	10

10551 Offset screwdrivers

- DIN 5208
- for recessed head screws, Phillips-Recess®
- centre handle covered with impact proof plastic
- Chrome Vanadium, chrome plated

Code	PH size	L mm	g	
73282012	**1 x 2**	125	29	10
73282023	**2 x 3**	150	73	10

10760CV Hexagon key wrenches

- DIN ISO 2936
- for socket head screws
- Chrome Vanadium, nickel-plated (sizes 0.7; 0.9; 1.3 mm, gunmetal finish)

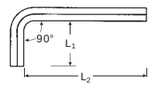

Code	mm	L_1 mm	L_2 mm	g	
43150070	**0.7**	8	32	1	10
43150090	**0.9**	10	32	1	10
43150130	**1.3**	12	40	1	10
43150150	**1.5**	14	45	1	10
43150002	**2**	16	50	2	10
43150250	**2.5**	18	56	3	10
43150003	**3**	20	63	4	10
43150350	**3.5**	22	66	7	10
43150004	**4**	25	70	10	10
43150005	**5**	28	80	18	10
43150006	**6**	32	90	29	10
43150007	**7**	34	95	42	10
43150008	**8**	36	100	59	10
43150009	**9**	38	105	80	10
43150010	**10**	40	112	103	10
43150011	**11**	42	119	130	10
43150012	**12**	45	125	169	5
43150014	**14**	56	140	261	5
43150017	**17**	63	160	442	5
43150019	**19**	70	180	603	5
43150022	**22**	80	200	895	1
43150024	**24**	90	224	1220	1
43150027	**27**	100	250	1692	1
43150030	**30**	112	280	2434	1
43150032	**32**	125	315	3117	1
43150036	**36**	140	355	4430	1

10760aCV Hexagon key wrenches

- for socket head screws
- Chrome Vanadium, nickel-plated (sizes 0.028; 0.035; 0.050 ", gunmetal finish)

Code	"	L_1 mm	L_2 mm	g	
43150070	**0.028**	8	32	1	10
43150090	**0.035**	10	32	1	10
43150130	**0.050**	12	40	1	10
43550003	**3/64**	14	45	1	10
43550004	**1/16**	15	45	1	10
43550005	**5/64**	16	50	2	10
43550006	**3/32**	17	51	3	10
43550007	**7/64**	20	54	4	10
43550008	**1/8**	22	57	5	10
43550009	**9/64**	23	63	7	10
43550010	**5/32**	25	65	10	10
43550012	**3/16**	29	70	15	10
43550014	**7/32**	32	80	23	10
43550016	**1/4**	32	87	32	10
43550018	**9/32**	35	95	45	10
43550020	**5/16**	40	98	59	10
43550022	**11/32**	41	105	75	10
43550024	**3/8**	45	110	95	10
43550028	**7/16**	48	124	143	10
43550032	**1/2**	50	133	201	5
43550034	**9/16**	57	152	292	5
43550036	**5/8**	59	160	380	5
43550040	**3/4**	70	180	605	5
43550044	**7/8**	80	200	945	1

KG6 Print ES DE EN 2019-12-05.indd 267 05.12.2019 12:40:32

10760CV Hexagon key wrenches

- DIN ISO 2936 (metric)
- for socket head screws
- Chrome Vanadium, nickel-plated

Code	No	g	
96435505	**10760CV/8 [1]** *NEW*	708	1
96431501	**10760CV/9 [2]**	252	1
96435504	**10760aCV/10T [3]**	286	1
96435502	**10760aCV/13 [4]**	126	1

[1]) Content: 3; 4; 5; 6; 8; 10; 12; 14 mm (in textile bag)
[2]) Content: 1.5; 2; 2.5; 3; 4; 5; 6; 8; 10 mm (in holder)
[3]) Content: 1/16; 5/64; 3/32; 1/8; 5/32; 3/16; 7/32; 1/4; 5/16; 3/8" (in textile bag)
[4]) Content (in two holders): 0.028; 0.035; 0.050; 1/16; 5/64; 3/32; 7/64; 1/8; 9/64; 5/32; 3/16; 7/32; 1/4"

10765 Hexagon key wrenches

- DIN ISO 2936
- for socket head screws
- extra long
- Chrome Vanadium, nickel-plated

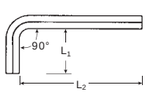

Code	mm	L_1 mm	L_2 mm	g	
43210015	**1.5**	14	90	3	10
43210002	**2**	16	100	3	10
43210025	**2.5**	18	112	5	10
43210003	**3**	20	126	9	10
43210004	**4**	25	140	20	10
43210005	**5**	28	160	31	10
43210006	**6**	32	180	50	10
43210007	**7**	34	190	74	10
43210008	**8**	36	200	100	10
43210009	**9**	38	210	134	10
43210010	**10**	40	224	179	10
43210012	**12**	45	250	287	5
43210014	**14**	56	280	440	5
43210017	**17**	63	320	742	5
43210019	**19**	70	360	1048	5

10765/9 Hexagon key wrenches

- for socket head screws
- DIN ISO 2936
- extra long
- Chrome Vanadium, nickel-plated
- content: 1.5; 2; 2.5; 3; 4; 5; 6; 8; 10 mm
- in holder

Code	g	
96432101	415	5

10766 Key wrenches

- for inside TORX® screws
- Chrome Vanadium, chrome plated

Code	size	mm	L_1 mm	L_2 mm	g	
43220008	**T8**	2.3	16	44	3	10
43220009	**T9**	2.5	16	48	3	10
43220010	**T10**	2.7	17	51	3	10
43220015	**T15**	3.3	18	54	5	10
43220020	**T20**	3.8	19	57	7	10
43220025	**T25**	4.4	20	60	9	10
43220027	**T27**	5.0	21	64	15	10
43220030	**T30**	5.5	24	70	20	10
43220040	**T40**	6.6	26	76	29	10

10766 Key wrenches

- for inside TORX® screws
- Chrome Vanadium, chrome plated
- in holder

Code	No	g	
96432201	**10766/6 [1]**	105	1
96432202	**10766/9 [2]**	120	1

[1]) Content: sizes T15; T20; T25; T27; T30; T40
[2]) Content: sizes T8; T9; T10; T15; T20; T25; T27; T30; T40

10771 Key wrenches

- for inside TORX® screws
- extra long
- with ball end on long arm
- swivel angle up to 25° each side
- Chrome Vanadium, gunmetal finish

Code	size	mm	L_1 mm	L_2 mm	g	
43270010	**T10**	2.7	23	121	10	5
43270015	**T15**	3.3	27	136	10	5
43270020	**T20**	3.8	29	148	20	5
43270025	**T25**	4.4	33	163	24	5
43270027	**T27**	5.0	36	176	28	5
43270030	**T30**	5.5	38	191	30	5
43270040	**T40**	6.6	43	210	35	5

10771/8 Key wrenches

- for inside TORX® screws
- extra long
- with ball end on long arm
- swivel angle up to 25° each side
- Chrome Vanadium, gunmetal finished
- Content: sizes T9; T10; T15; T20; T25; T27; T30; T40
- in holder

Code	g	
96432701	290	1

10767 Ball ended hexagon key wrenches

- for hexagon socket head screws
- with ball end on long arm
- swivel angle up to 25° each side
- Chrome Vanadium, gunmetal finish

Code	mm	L_1 mm	L_2 mm	g	
43570130	**1.3**	12	72	1	10
43260015	**1.5**	14	89	2	10
43260002	**2**	16	99	3	10
43260025	**2.5**	18	112	5	10
43260003	**3**	20	124	8	10
43260004	**4**	25	138	17	10
43260005	**5**	28	158	30	10
43260006	**6**	32	178	50	10
43260008	**8**	36	198	99	10
43260010	**10**	40	222	175	10
43260012	**12**	45	248	280	10

10767H Ball ended hexagon key wrenches

- for hexagon key wrenches
- swivel angle up to 25° each side
- with ball end on long arm
- facilitates quick, safe work in awkward places
- screws stay on the head once attached
- Chrome Vanadium, gunmetal finish

Code	mm	L_1 mm	L_2 mm	g	
46231003	**3**	20	126	8	10
46231004	**4**	25	140	17	10
46231005	**5**	28	160	30	10
46231006	**6**	32	180	50	10
46231008	**8**	36	200	100	10
46231010	**10**	40	224	175	10

10767a Ball ended hexagon key wrenches

- for hexagon socket head screws
- with ball end on long arm
- swivel angle up to 25° each side
- Chrome Vanadium, gunmetal finish

Code	"	L_1 mm	L_2 mm	g	
43570004	**1/16**	14	78	2	10
43570005	**5/64**	16	87	4	10
43570006	**3/32**	18	99	5	10
43570007	**7/64**	20	108	8	10
43570008	**1/8**	20	119	10	10
43570009	**9/64**	23	132	13	10
43570010	**5/32**	25	145	17	10
43570012	**3/16**	26	159	26	10
43570014	**7/32**	29	170	39	10
43570016	**1/4**	31	184	60	10
43570020	**5/16**	36	202	100	10
43570024	**3/8**	38	222	157	10

10767H/9 Set: Ball ended hexagon key wrenches

- for recessed hexagonal screws
- swivel angle up to 25° each side
- from size 3 mm with ring
- with ball end on long arm
- facilitates quick, safe work in awkward places
- screws stay on the head once attached
- Chrome Vanadium, gunmetal finish
- Content: 1.5; 2; 2.5; 3; 4; 5; 6; 8; 10 mm
- in holder

Code	g	
96432602	401	5

10767 Ball ended hexagon key wrenches

- Chrome Vanadium, gunmetal finish
- in holder

Code	No	g	
96432601	**10767/9 [1])**	411	5
96435701	**10767a/8 [2])**	280	1
96435702	**10767a/13 [3])**	465	1

[1]) Content: 1.5; 2; 2.5; 3; 4; 5; 6; 8; 10 mm
[2]) Content: 5/64; 3/32; 1/8; 5/32; 3/16; 7/32; 1/4; 5/16"
[3]) Content: 0.050; 1/16; 5/64; 3/32; 7/64; 1/8; 9/64; 5/32; 3/16; 7/32; 1/4; 5/16; 3/8"

KG6 Print ES DE EN 2019-12-05.indd 269 05.12.2019 12:40:37

STAHLWILLE
STAHLWILLE
MADE IN GERMANY

7 PLIERS & CUTTERS

Combination pliers, flat nose pliers, round nose pliers, snipe nose pliers
>> Page 273

Circlip pliers
>> Page 278

Waterpump pliers, pipe wrenches
>> Page 280

Self grip wrenches
>> Page 282

Wire twisting pliers, connector pliers
>> Page 285

Side cutters, oblique cutter, top cutters
>> Page 286

Plastic sidecutters
>> Page 288

Wire stripping pliers, cable shear, crimping pliers, various cutting pliers
>> Page 289

Sets of tools
>> Page 292

Electronics pliers
>> Page 294

Accurate. Strong. Reliable.
STAHLWILLE pliers, cutters & wrenches.

Made in Germany

For accurate work and a powerful grip – STAHLWILLE pliers & cutters with multi-component grips. The carefully crafted handle shape and the surface texture ensure firm grip and strain-free handling – even with greasy hands. The special plastic we have used is also resistant to aggressive fluids and, at the end of the lifecycle, can be properly disposed of, because it does not contain PVC.

7

DURABLE.

Smooth-running lap-joints and high-quality materials for a long tool life.

ERGONOMICALLY REFINED.

Work without repetitive strain injury thanks to ergonomically designed cushion grip handles.

SAFE.

The anti-slip protection prevents your hands slipping off towards the jaws.

ACCURATE.

Specially hardened, high-precision cutting edges enable clean, effortless cutting, even of piano wire.

Combination pliers

6501 Combination pliers

- DIN ISO 5746
- precision cutting edges for all wires, incl. piano wire
- induction hardened cutting edges, approx. 62 HRC
- for long life

65013160

65015160


65016160

Code	L mm	Head	Handles	③	④	⑤	⑥	g
65013160	160	polished	multi-component handles with softer layers	1.8	1.5	10	16	183
65013180	180			2	1.8	12	16	226
65013200	200			2.5	2	13	16	312
65015160	160	chrome plated	multi-component handles with softer layers	1.8	1.5	10	16	190
65015180	180			2	1.8	12	16	230
65015200	200			2.5	2	13	16	310
65016160	160	polished	dip-coated with sure-grip surface	1.8	1.5	10	16	165
65016180	180			2	1.8	12	16	205
65016200	200			2.5	2	13	16	288

③ Cutting capacity in mm for hard wire
④ Cutting capacity in mm for piano wire
⑤ Cutting capacity in mm for cable
⑥ Cutting capacity in mm² for cable

Flat nose pliers

6507 Flat nose pliers, short

- DIN ISO 5745
- short, flat serrated jaws

65075160

65076160

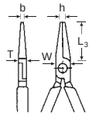

Code	L mm	Head	Handles	L_3 mm	W mm	T mm	h mm	b mm	g
65075160	160	chrome plated	multi-component handles with softer layers	30	17	10	5	9	180
65076160	160	polished	dip-coated with sure-grip surface	30	17	10	5	9	151

6508 Flat nose pliers, long

- DIN ISO 5745
- long, flat serrated jaws

65085160

65086160

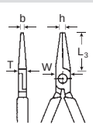

Code	L mm	Head	Handles	L_3 mm	W mm	T mm	h mm	b mm	g
65085160	160	chrome plated	multi-component handles with softer layers	50	15	8	3	5	160
65086160	160	polished	dip-coated with sure-grip surface	50	15	8	3	5	113

6509 Flat nose pliers, long, with cutter

- designed for gripping and manipulating electronic components
- long, thin, flat serrated jaws
- induction hardened cutting edges approx. 60 HRC
- for soft and hard wires

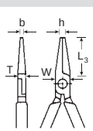

Code	L mm	Head	Handles	L_3 mm	W mm	T mm	h mm	b mm	g
65095160	160	chrome plated	multi-component handles with softer layers	50	15	8	3	5	160

KG7 Print ES DE EN 2019-11-08.indd 273 08.11.2019 17:01:04

6510 Mechanics flat nose pliers

- designed for use in fine mechanical and electronics industries
- flat, slim, long serrated jaws
- box joint, for long life
- serrated gripping areas

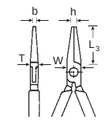

Code	L mm	Head	Handles	L_3 mm	W mm	T mm	h mm	b mm	g
65105190	190	chrome plated	dip-coated with sure-grip surface	75	13.5	8.5	2	4.5	121

6516 Mechanics flat nose pliers

- designed for use by instrument mechanics
- flat blunt, serrated jaws
- wear resistant

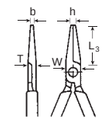

Code	L mm	Head	Handles	L_3 mm	W mm	T mm	h mm	b mm	g
65165200	200	chrome plated	dip-coated with sure-grip surface	40	13.5	9.5	2.5	9.5	158

6511 Relay pliers

- DIN 5235
- Form A, flat pointed
- for use on contact and relay springs and on small components
- smooth jaws

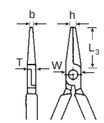

Code	L mm	Head	Handles	L_3 mm	W mm	T mm	h mm	b mm	g
65115135	140	chrome plated	dip-coated with sure-grip surface	33	13	7.5	1	1.5	72

6512 Relay pliers

- DIN 5235
- Form B, flat blunt
- for use on contact and relay springs and on small components
- smooth jaws

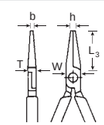

Code	L mm	Head	Handles	L_3 mm	W mm	T mm	h mm	b mm	g
65125135	140	chrome plated	dip-coated with sure-grip surface	33	13	7.5	1	3.5	78

6513 Relay pliers

- DIN 5235
- Form C, flat bent, 45° in line with jaws
- for use on contact and relay springs and on small components
- smooth jaws

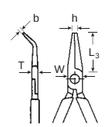

Code	L mm	Head	Handles	L_3 mm	W mm	T mm	h mm	b mm	g
65135135	140	chrome plated	dip-coated with sure-grip surface	31	13	7.5	1	3.5	78

KG7 Print ES DE EN 2019-11-08.indd 274 08.11.2019 17:01:06

6518 Mechanics gripping pliers

- Form A, flat blunt
- designed for use by instrument mechanics
- wide precision jaws, smooth, tapering
- box joint for precise movement

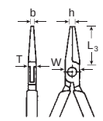

Code	L mm	Head	Handles	L_3 mm	W mm	T mm	h mm	b mm	g
65 18 51 30	130	chrome plated	dip-coated with sure-grip surface	24	11.5	7	2	6.5	76

6519 Mechanics gripping pliers

- Form B, flat pointed
- designed for use by instrument mechanics
- flat pointed precision jaws, smooth, tapering
- box joint for precise movement

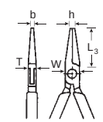

Code	L mm	Head	Handles	L_3 mm	W mm	T mm	h mm	b mm	g
65 19 51 30	130	chrome plated	dip-coated with sure-grip surface	24	11.5	7	1.5	2	72

Round nose pliers

6523 Round nose pliers, short

- DIN ISO 5745
- for bending wire loops and rings
- short, round, ground jaws
- fine serrations on gripping areas

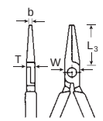

Code	L mm	Head	Handles	L_3 mm	W mm	T mm	b mm	g
65 23 51 60	160	chrome plated	multi-component handles with softer layers	30	18	10	3	185

6524 Round nose pliers, long

- DIN ISO 5745
- for bending wire loops and rings
- long, round, ground jaws
- fine serrations on gripping areas

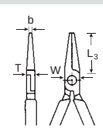

Code	L mm	Head	Handles	L_3 mm	W mm	T mm	b mm	g
65 24 51 60	160	chrome plated	multi-component handles with softer layers	47	15.5	8.5	2.5	155

KG7 Print ES DE EN 2019-11-08.indd 275 08.11.2019 17:01:08

Snipe nose pliers

6529 Snipe nose pliers with cutter (radio- or telephone pliers)

- DIN ISO 5745
- Form A (straight)
- half round, long tapering, serrated jaws
- with burner hole
- precision cutting edges for soft and hard wires
- induction hardened cutting edges, approx. 60 HRC

65293160

65295160

65296160

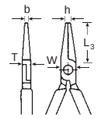

Code	L mm	Head	Handles	L_3 mm	W mm	T mm	h mm	b mm	g
65293145	140	polished	multi-component handles with softer layers	44	15	8	2.5	2	115
65293160	160			51	16	9	3	2.5	155
65293200	200			73	17	9	3	2.5	197
65295145	140	chrome plated	multi-component handles with softer layers	44	15	8	2.5	2	115
65295160	160			51	16	9	3	2.5	150
65295200	200			73	17	9	3	2.5	200
65296145	140	polished	dip-coated with sure-grip surface	44	15	8	2.5	2	92
65296160	160			51	16	9	3	2.5	125
65296200	200			73	17	9	3	2.5	187

6530 Snipe nose pliers with cutter (radio- or telephone pliers)

- DIN ISO 5745
- Form B, bent 45°
- half round, long tapering, serrated jaws
- with burner hole
- precision cutting edges for soft and hard wires
- induction hardened cutting edges, approx. 60 HRC

65303200

65305200

65306200

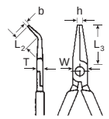

Code	L mm	Head	Handles	L_2 mm	L_3 mm	W mm	T mm	h mm	b mm	g
65303160	160	polished	multi-component handles with softer layers	24	55	16	9	3	2.5	145
65303200	200			28	76	17	9	3.5	2.5	198
65305160	160	chrome plated	multi-component handles with softer layers	24	55	16	9	3	2.5	170
65305200	200			28	76	17	9	3.5	2.5	200
65306160	160	polished	dip-coated with sure-grip surface	24	55	16	9	3	2.5	146
65306200	200			28	76	17	9	3.5	2.5	178

6531 Mechanics snipe nose pliers

- Form A (straight)
- designed for use on miniature electronic and mechanical components
- half round extra thin, long tapering jaws with fine serration
- box joint for precise movement

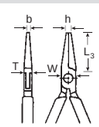

Code	L mm	Head	Handles	L_3 mm	W mm	T mm	h mm	b mm	g
65315170	170	chrome plated	dip-coated with sure-grip surface	63	13.5	8	2.5	2	101

6532 Mechanics snipe nose pliers

- Form B, bent 45°
- designed for use on miniature electronic and mechanical components
- half round extra thin, long tapering jaws with fine serrations
- box joint for precise movement

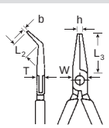

Code	L mm	Head	Handles	L_2 mm	L_3 mm	W mm	T mm	h mm	b mm	g
65325170	170	chrome plated	dip-coated with sure-grip surface	24	54	13.5	8	2.5	2	98

6533 Mechanics snipe nose pliers

- half round, long tapering, serrated jaws

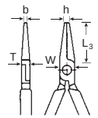

Code	L mm	Head	Handles	L_3 mm	W mm	T mm	h mm	b mm	g
65335160	160	chrome plated	dip-coated with sure-grip surface	50	15	8	3	2.5	129

6534 Mechanics snipe nose pliers

- Form A (straight)
- half round, long tapering, serrated jaws

65345200

65345280

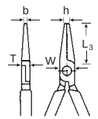

Code	L mm	Head	Handles	L_3 mm	W mm	T mm	h mm	b mm	g
65345200	200	chrome plated	multi-component handles with softer layers	76	16	10	3	2.5	220
65345280	280	chrome plated	dip-coated with sure-grip surface	73	20	9.5	3	2.5	255

6535 Mechanics snipe nose pliers

- Form B (bent 45°)
- half round, long tapering, serrated jaws

65355200

65355280

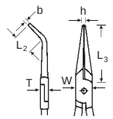

Code	L mm	Head	Handles	L_2 mm	L_3 mm	W mm	T mm	h mm	b mm	g
65355200	200	chrome plated	multi-component handles with softer layers	28	68	17	9.5	3.5	2.5	220
65355280	280	chrome plated	dip-coated with sure-grip surface	28	66	20	9.5	3	2.5	255

6536 Snipe nose pliers (needle pliers)

- DIN ISO 9655
- Form A (straight)
- designed for use on electronic components
- half round, extra long tapering jaws with fine serration

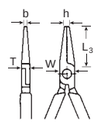

Code	L mm	Head	Handles	L_3 mm	W mm	T mm	h mm	b mm	g
65365160	160	chrome plated	dip-coated with sure-grip surface	58	15	8.5	4	3	110

6537 Snipe nose pliers (needle pliers)

- Form B, bent 45°
- designed for use on electronic components
- half round, extra long tapering jaws with fine serration

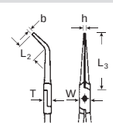

Code	L mm	Head	Handles	L_2 mm	L_3 mm	W mm	T mm	h mm	b mm	g
65375160	160	chrome plated	dip-coated with sure-grip surface	25	54	14	8	1	3	115

KG7 Print ES DE EN 2019-11-08.indd 277 08.11.2019 17:01:12

6538 Mechanics snipe nose pliers

- designed for use on miniature mechanical components
- half round tapering jaws
- wear resisting serration

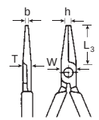

Code	L mm	Head	Handles	L_3 mm	W mm	T mm	h mm	b mm	g
65385200	200	chrome plated	dip-coated with sure-grip surface	38	13	9.5	2.5	2	157

Circlip Pliers

6543 Circlip pliers for inside circlips

- DIN 5256 C
- straight
- H.D. drop forged
- precision points

64434002

65436002

Code	size	L mm	tips ∅ mm	for circlips mm	Head	Handles	g
65434000	**J 0**	140	0.9	8–13	mattchrome plated	chrome plated, chequered	90
65434001	**J 1**	140	1.3	12–25			90
65434002	**J 2**	180	1.8	19–60			135
65434003	**J 3**	225	2.3	40–100			195
65434004	**J 4**	320	3.2	85–140			419
65436000	**J 0**	140	0.9	8–13	polished	dip-coated with sure-grip surface	100
65436001	**J 1**	140	1.3	12–25			100
65436002	**J 2**	180	1.8	19–60			150
65436003	**J 3**	225	2.3	40–100			215
65436004	**J 4**	320	3.2	85–140			462

6544 Circlip pliers for inside circlips

- DIN 5256 D
- bent 90°
- H.D. drop forged
- precision points

65444021

65446021

Code	size	L mm	tips ∅ mm	for circlips mm	Head	Handles	g
65444001	**J 01**	130	0.9	8–13	mattchrome plated	chrome plated, chequered	90
65444011	**J 11**	130	1.3	12–25			90
65444021	**J 21**	170	1.8	19–60			135
65444031	**J 31**	215	2.3	40–100			195
65444041	**J 41**	300	3.2	85–140			416
65446001	**J 01**	130	0.9	8–13	polished	dip-coated with sure-grip surface	100
65446011	**J 11**	130	1.3	12–25			100
65446021	**J 21**	170	1.8	19–60			150
65446031	**J 31**	215	2.3	40–100			215
65446041	**J 41**	300	3.2	85–140			432

KG7 Print ES DE EN 2019-11-08.indd 278 08.11.2019 17:01:13

6545 Circlip pliers for outside circlips

- DIN 5254 A
- straight
- H.D. drop forged
- precision points
- with wear resistant compression spring

65454002

65456002

Code	size	L mm	tips ∅ mm	for circlips mm	Head	Handles	g
65454000	**A 0**	140	0.9	3–10	mattchrome plated	chrome plated, chequered	95
65454001	**A 1**	140	1.3	10–25			95
65454002	**A 2**	180	1.8	19–60			145
65454003	**A 3**	210	2.3	40–100			205
65454004	**A 4**	315	3.2	85–140			437
65456000	**A 0**	140	0.9	3–10	polished	dip-coated with sure-grip surface	105
65456001	**A 1**	140	1.3	10–25			105
65456002	**A 2**	180	1.8	19–60			160
65456003	**A 3**	210	2.3	40–100			232
65456004	**A 4**	315	3.2	85–140			491

6546 Circlip pliers for outside circlips

- DIN 5254 B
- bent 90°
- H.D. drop forged
- precision points
- with wear resistant compression spring

65464021

65466021

Code	size	L mm	tips ∅ mm	for circlips mm	Head	Handles	g
65464001	**A 01**	125	0.9	3–10	mattchrome plated	chrome plated, chequered	95
65464011	**A 11**	125	1.3	10–25			95
65464021	**A 21**	170	1.8	19–60			145
65464031	**A 31**	200	2.3	40–100			111
65464041	**A 41**	290	3.2	85–140			431
65466001	**A 01**	125	0.9	3–10	polished	dip-coated with sure-grip surface	105
65466011	**A 11**	125	1.3	10–25			105
65466021	**A 21**	170	1.8	19–60			160
65466031	**A 31**	200	2.3	40–100			236
65466041	**A 41**	290	3.2	85–140			468

6547 Special circlip pliers for slotted circlips

- for slotted circlips (as used on shafts of engines, gearboxes, differentials, clutches etc.)
- with wear resistant compression spring

65474170

65476170

Code	L mm	Head	Handles	g
65474170	170	mattchrome plated	chrome plated, chequered	154
65476170	170	polished	dip-coated with sure-grip surface	162

KG7 Print ES DE EN 2019-11-08.indd 279 08.11.2019 17:01:13

Waterpump Pliers

6551 Waterpump pliers

- DIN ISO 8976 (No 207 c)
- box joint
- 7 adjustment positions (175 mm 6 adjustment positions)
- anti-squeeze protection
- Chrome Vanadium

65515240

65516175

Code	L mm	Jaw opening max. mm	Head	Handles	g
65515240	245	34	chrome plated	multi-component handles with softer layers	330
65516175	177	24	black lacquered, jaws polished	black lacquered, box frame polished, dip-coated	173
65516240	240	34			320
65516300	302	45			520

6572 Waterpump pliers FastGRIP

- **patent**
- DIN ISO 8976
- box joint with dual support
- fast adjustment on the work piece via push button
- freely and easily adjustable with 10 snap-in points (180 mm), 12 snap-in points (240 mm), 15 snap-in points (300 mm)
- induction hardened jaw toothing - extremely hard and durable
- safety clamping protection against squeezing injuries
- Chrome Vanadium

Code	L mm	Jaw opening max. mm	Head	Handles	g
65726180	180	28	polished	dip-coated with sure-grip surface	236
65726240	240	37			405
65726300	300	44			530

6573 PowerGRIP pliers wrench

- **patent**
- box joint
- fast adjustment via button press directly on the work piece
- freely adjustable, easy super fine adjustment
- high transmission ratio for noticeable amplification of manual force
- for work pieces with parallel surfaces (nuts, screws etc.)
- also ideal for bending thin parallel work pieces (e.g. metal sheet)
- parallel jaws without profile to protect surface coated work pieces
- "ratchet effect" for screws by using the jaw stroke
- extremely resistant overall construction, high quality tempered

Code	L mm	Jaw opening max. mm	Head	Handles	g
65735180	192	36	chrome plated	dip-coated with sure-grip surface	291
65735250	253	46			485
65735300	300	60			661

6554 Waterpump pliers, with rapid adjustment

- DIN ISO 8976 (No 207 c)
- box joint "hook" adjustment
- jaw with slot
- Chrome Vanadium

Code	L mm	Jaw opening max. mm	Head	Handles	g
65544250	255 [1])	52	chrome plated	chrome plated, chequered	476
65544375	375	61			1066

[1]) anti-squeeze protection

KG7 Print ES DE EN 2019-11-08.indd 280 08.11.2019 17:01:14

6954 Spare springs for No 6554

Code	Spare spring for No	g
69540002	65544250	3
69540003	65544375	4

6515 MINI-waterpump pliers

- box joint
- 4 adjustment positions
- anti-squeeze protection
- Chrome Vanadium

Code	L mm	Jaw opening max. mm	Head	Handles	g
65156125	125	25	black lacquered, polished	dip-coated with sure-grip surface	118

Pipe Wrenches

6549 Pipe wrenches

- Type B
- 45°
- DIN 5234

Code	size	L mm	Jaw opening max. mm	Head	Handles	g
65490315	**1**	330	35	red lacquered	red lacquered	780
65490420	**1 ½**	445	62			1626
65490555	**2**	560	78			2780

6556 Swedish pattern wrenches

- Type A
- 90°
- DIN 5234

Code	size	L mm	Jaw opening max. mm	Head	Handles	g
65560310	**1**	320	44	red lacquered	red lacquered	780
65560420	**1 ½**	420	64			1560
65560560	**2**	540	83			2676

6557 S-shaped Swedish pattern wrenches

- Type C
- DIN 5234

Code	size	L mm	Jaw opening max. mm	Head	Handles	g
65570320	**1**	330	40	red lacquered, polished	red lacquered	811
65570416	**1 ½**	440	60			1595
65570535	**2**	560	70			2677

KG7 Print ES DE EN 2019-11-08.indd 281 08.11.2019 17:01:15

6558 “Heavy-duty” pipe wrenches

- US-standard GGG-W-651 Type II, category A

Code	size	L mm	Jaw opening max. mm	Head	Handles	g
65580250	**10"**	250	49	black lacquered, polished	red lacquered	805
65580300	**12"**	300	61			1255
65580350	**14"**	350	61			1665
65580450	**18"**	450	77			2660
65580600	**24"**	600	90			3955

6559 “Stillson” pipe wrenches

- US-standard GGG-W-651 Type I, category A

Code	size	L mm	Jaw opening max. mm	Head	Handles	g
65590250	**10"**	250	35	black lacquered, polished	red lacquered	550
65590300	**12"**	300	43			750
65590350	**14"**	350	49			1080
65590450	**18"**	450	61			1725
65590600	**24"**	600	77			2745

Self Grip Wrenches

6561 Wide jaw self grip wrench

- 80 mm jaw width, quick release lever
- Chrome Vanadium

Code	L mm	S mm	Head	Handles	g
65612175	175	20	bright nickel-plated	bright nickel-plated	364

6562 Parallel jaw self grip wrench

- forged jaws, quick release lever
- Chrome Vanadium

Code	L mm	S mm	Head	Handles	g
65622250	250	50	bright nickel-plated	bright nickel-plated	700

KG7 Print ES DE EN 2019-11-08.indd 282 08.11.2019 17:01:16

6562/1, 6562/2 Parallel jaw self grip wrenches

- forged jaws, quick release lever
- for small round parts (V-cutout in one jaw) and also suitable for larger workpieces
- also ideal for gently gripping sensitive workpieces
- Chrome Vanadium

6562/1

6562/2

Code	L mm	S mm	Head	Handles	g
65622100	250	100	bright nickel-plated	bright nickel-plated	998
65622200	250	200			1100

6962 Plastic protective jaws for parallel jaw self grip wrenches No 6562/1 and No 6562/2

- 1 pair
- provides additional protection for clamped workpieces

Code	g
69620001	10

6563 Universal self grip wrenches

- forged jaws (one straight, one contoured), quick release lever
- Chrome Vanadium

Code	L mm	S mm	Head	Handles	g
65632175	175	25	bright nickel-plated	bright nickel-plated	365
65632250	250	30			500

6564 Self grip wrenches

- forged contoured jaws
- quick release lever, wire cutter
- Chrome Vanadium

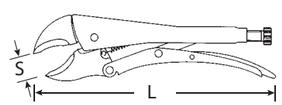

Code	L mm	S mm	Head	Handles	g
65642145	145	14	bright nickel-plated	bright nickel-plated	175
65642175	175	30			323
65642250	250	40			550
65642300	300	65			977

KG7 Print ES DE EN 2019-11-08.indd 283 08.11.2019 17:01:18

6565 Welders self grip wrench

- with quick release lever
- **malleable cast iron jaws**
- Chrome Vanadium

Code	L mm	S mm	Head	Handles	g
65652280	280	65	bright nickel-plated	bright nickel-plated	941

6566 Pipe welders self grip wrench

- with quick release lever
- **malleable cast iron jaws**
- Chrome Vanadium

Code	L mm	S mm	Head	Handles	g
65662280	280	85	bright nickel-plated	bright nickel-plated	944

6567 C-Clamp self grip wrenches

- with quick release lever
- Chrome Vanadium

Code	L mm	S mm	Head	Handles	g
65672175	175	75	bright nickel-plated	bright nickel-plated	236
65672280	280	85			694

6568 Long reach grip wrenches

- extra large capacity
- quick release lever
- Chrome Vanadium

Code	L mm	S mm	Head	Handles	g
65682460	460	180	bright nickel-plated	bright nickel-plated	1100
65682600	600	240			1372

6571 Long nose self grip wrench

- specially suitable for narrow, tapering access
- with quick-release lever
- Chrome Vanadium

Code	L mm	S mm	Head	Handles	g
65712165	165	23	bright nickel-plated	bright nickel-plated	190

KG7 Print ES DE EN 2019-11-08.indd 284 08.11.2019 17:01:20

Wire Twisting Pliers

6575 Wire twisting pliers

- for wire locking of metal fasteners
- with side cutter, serrated jaws for positive grip
- jaws angled by 40°
- suitable for locking wires up to ∅ 1.6 mm (dec. in. 0.06)
- **for clockwise and anticlockwise use**
- with automatic return action
- Chrome Vanadium

65751220

65751280

Code	L mm	Head	Handles	g
65751220	230	gunmetal finish, polished	gunmetal finish	330
65751280	280			440

Various Gripping Pliers

6576N Connector pliers

- replaceable plastic jaws
- 4 adj. positions
- for use on screw connections incl. Canon-connectors, or any light alloy or other tube connections, surfaces of which must not be damaged
- Chrome Vanadium

Code	L mm	Head	Handles	g
65765231	230	chrome plated	with dip-coated	288

6976 Loose plastic jaws for No 6576N

Code	g
69760001	4

KG7 Print ES DE EN 2019-11-08.indd 285 08.11.2019 17:01:22

Side Cutters

6600 Side cutters

- DIN ISO 5749
- Form B
- precision cutting edges for all wires incl. piano wire
- high quality alloy steel
- bevelled cutting edges induction hardened, approx. 63 HRC

66003160

66005160

66006160

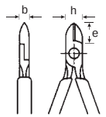

Code	L mm	Head	Handles	e mm	h mm	b mm	①	②	③	④	g
66003130	125	polished	multi-component handles with softer layers	24	17	8.6	2.8	2.3	1.5	1.25	110
66003145	140			25.7	18.5	8.2	3	2.5	1.8	1.6	147
66003160	160			29.5	22.5	9.5	3	2.8	2	1.6	188
66003180	180			32	23.5	11	3.8	3	2.5	2	242
66005130	125	chrome plated	multi-component handles with softer layers	24	17	8.6	2.8	2.3	1.5	1.25	105
66005145	140			25.7	18.5	8.2	3	2.5	1.8	1.6	160
66005160	160			29.5	22.5	9.5	3	2.8	2	1.6	190
66005180	180			32	23.5	11	3.8	3	2.5	2	255
66006130	125	polished	dip-coated with suregrip surface	24	17	8.6	2.8	2.3	1.5	1.25	92
66006145	140			25.7	18.5	8.2	3	2.5	1.8	1.6	121
66006160	160			29.5	22.5	9.5	3	2.8	2	1.6	165
66006180	180			32	23.5	11	3.8	3	2.5	2	205

① Cutting capacity in mm for soft wire
② Cutting capacity in mm for medium hard wire
③ Cutting capacity in mm for hard wire
④ Cutting capacity in mm for piano wire

6602 Heavy-duty side cutters

- DIN ISO 5749
- Form A
- precision cutting edges for all wires incl. piano wire
- high quality alloy steel
- bevelled cutting edges induction hardened, approx. 63 HRC

66023200

66025200

66026200

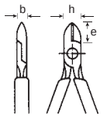

7

Code	L mm	Head	Handles	e mm	h mm	b mm	①	②	③	④	g
66023140	140	polished	multi-component handles with softer layers	23.5	20	9	4	3.1	2	1.5	156
66023160	160			25.5	25	9.5	4	3.4	2.5	2	203
66023180	180			27.5	26.5	10.5	4	3.8	2.7	2.2	251
66023200	200			31	28	11.5	4	4	3	2.5	305
66023250	250			32	29.5	12	4	4	3.5	3	407
66025140	140	chrome plated	multi-component handles with softer layers	23.5	20	9	4	3.1	2	1.5	145
66025160	160			25.5	25	9.5	4	3.4	2.5	2	210
66025180	180			27.5	26.5	10.5	4	3.8	2.7	2.2	245
66025200	200			31	28	11.5	4	4	3	2.5	310
66025250	250			32	29.5	12	4	4	3.5	3	409
66026140	140	polished	dip-coated with suregrip surface	23.5	20	9	4	3.1	2	1.5	140
66026160	160			25.5	25	9.5	4	3.4	2.5	2	170
66026180	180			27.5	26.5	10.5	4	3.8	2.7	2.2	230
66026200	200			31	28	11.5	4	4	3	2.5	260
66026250	250			32	29.5	12	4	4	3.5	3	375

① Cutting capacity in mm for soft wire
② Cutting capacity in mm for medium hard wire
③ Cutting capacity in mm for hard wire
④ Cutting capacity in mm for piano wire

KG7 Print ES DE EN 2019-11-08.indd 286 08.11.2019 17:01:24

6601 Side cutter

- as No 6600, fitted with double leaf spring
- mini bevel

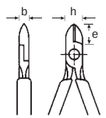

Code	L mm	Head	Handles	e mm	h mm	b mm	①	②	③	④	g
66016110	110	polished	dip-coated with suregrip surface	15	15	8.5	2.5	1.5	1.2	0.8	79

① Cutting capacity in mm for soft wire
② Cutting capacity in mm for medium hard wire
③ Cutting capacity in mm for hard wire
④ Cutting capacity in mm for piano wire

Oblique Cutter

6612 Mechanics oblique cutter

- suitable for use on miniature mechanical and electronic components
- precision cutting edges for hard and soft wire
- head angled by 28°
- Cu-wire 0,25 mm ∅ may be cut at tips
- alloy steel of highest quality
- induction hardened mini-bevelled cutting edges, approx. 60 HRC

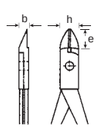

Code	L mm	Head	Handles	e mm	h mm	b mm	①	②	③	g
66125185	185	chrome plated	dip-coated with sure-grip surface	14	13.5	9.5	2	1.8	1.5	145

① Cutting capacity in mm for soft wire
② Cutting capacity in mm for medium hard wire
③ Cutting capacity in mm for hard wire

Top Cutters

6618 Heavy-duty top cutters

- DIN ISO 5748
- precision cutting edges for all wires, incl. piano wire
- alloy steel of highest quality
- induction hardened bevelled cutting edges, approx. 63 HRC

66185160

66186160

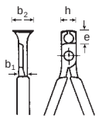

Code	L mm	Head	Handles	e mm	h mm	b_1 mm	b_2 mm	①	②	③	④	g
66185160	160	chrome plated	multi-component handles with softer layers	17	26	11.5	24	3.8	3	2.5	2	240
66186160	160	polished	dip-coated with sure-grip surface	17	26	11.5	24	3.8	3	2.5	2	211

① Cutting capacity in mm for soft wire
② Cutting capacity in mm for medium hard wire
③ Cutting capacity in mm for hard wire
④ Cutting capacity in mm for piano wire

6617 Lever action top cutters

- DIN ISO 5748
- for piano wire
- special steel

Code	L mm	Head	Handles	①	②	③	④	g
66170180	180	polished	black lacquered	3.5	3	2.5	2.25	394
66170215	215			4	3.5	2.8	2.5	440
66170235	235			4	3.5	3	2.75	467

① Cutting capacity in mm for soft wire
② Cutting capacity in mm for medium hard wire
③ Cutting capacity in mm for hard wire
④ Cutting capacity in mm for piano wire

Plastic side-cutters

6670 Plastic side-cutter

- for plastic injection mouldings
- with particularly narrow, straight cutting edges
- with no bevel to enable flush trimming of sprues and burrs
- only for thin sprues made of soft thermoplastic
- with spring-loaded opening
- induction-hardened cutting edges

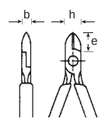

Code	L mm	Head	Handles	e mm	h mm	b mm	g
66706120	120	polished	dip-coated with sure-grip surface	13	11	7	56

6671 Plastic side-cutter

- for plastic injection mouldings
- with particularly narrow, straight cutting edges
- 45° angled
- with no bevel to enable flush trimming of sprues and burrs
- only for thin sprues made of soft thermoplastic
- with spring-loaded opening
- induction-hardened cutting edges

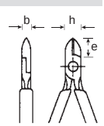

Code	L mm	Head	Handles	e mm	h mm	b mm	g
66716120	120	polished	dip-coated with sure-grip surface	12	11	7	56

6672 Plastic side-cutters

- for plastic injection mouldings
- with straight cutting edges
- 20° angled
- with no bevel to enable flush trimming of sprues and burrs
- with spring-loaded opening
- induction-hardened cutting edges

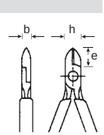

Code	L mm	Head	Handles	e mm	h mm	b mm	g
66726130	130	polished	dip-coated with sure-grip surface	22	16	9	107
66726145	145			25	17	10	120
66726160	160			28	18	10	161

6673 Plastic side-cutters

- for plastic injection mouldings
- with raised cutting edges
- 20° angled
- with no bevel to enable flush trimming of sprues and burrs
- with spring-loaded opening
- induction-hardened cutting edges

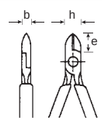

Code	L mm	Head	Handles	e mm	h mm	b mm	g
66736130	130	polished	dip-coated with sure-grip surface	22	17	8.5	107
66736145	145			23	18	9.5	119
66736160	160			28	18	10.5	165

6674 Plastic side-cutter

- for plastic injection mouldings
- with convex cutting edge
- with no bevel to enable flush trimming of sprues and burrs
- with spring-loaded opening
- induction-hardened cutting edges

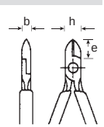

Code	L mm	Head	Handles	e mm	h mm	b mm	g
66746160	160	polished	dip-coated with sure-grip surface	28	20	11	162

KG7 Print ES DE EN 2019-11-08.indd 288 08.11.2019 17:01:28

6676 Plastic side-cutters

- for plastic injection mouldings
- with straight cutting edges
- 30° angled
- with no bevel to enable flush trimming of sprues and burrs
- with spring-loaded opening
- induction-hardened cutting edges

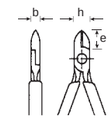

Code	L mm	Head	Handles	e mm	h mm	b mm	g
66766130	130	polished	dip-coated with sure-grip surface	19	16.5	8.5	105
66766145	145			21	18.5	9.5	125
66766160	160			28	20	11	165

6677 Plastic side-cutter

- for plastic injection mouldings
- with straight cutting edges
- 90° angled
- with no bevel to enable flush trimming of sprues and burrs
- with spring-loaded opening
- induction-hardened cutting edges

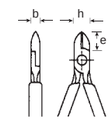

Code	L mm	Head	Handles	e mm	h mm	b mm	g
66776160	160	polished	dip-coated with sure-grip surface	25	21	10	166

Wire Stripping Pliers

6622 Wire stripping pliers

- with adjustment screw to cut insulation only on wire or cable
- max. 5 mm ∅ 10 mm² conductor cross-section

66225160

66226160

Code	L mm	Head	Handles	g
66225160	160	chrome plated	multi-component handles with softer layers	195
66226160	160	polished	dip-coated with sure-grip surface	134

6623 Wire stripping pliers

- for wires from 0.5 to 5 mm ∅
- self adjusting
- cutter hole for cutting wire or stranded wires up to 5 mm ∅
- special steel

Code	L mm	Head	Handles	g
66235160	160	chrome plated	multi-component handles with softer layers	175

6923 Replacement stripping knives (1 pair) for No 6623

Code	g
69230001	11

6624 Wire stripping pliers

- for wires from 0.3 to 1.2 mm ∅
- self adjusting
- cutter hole for cutting wire or stranded wires up to 5 mm ∅
- special alloy steel

Code	L mm	Head	Handles	g
66245160	160	chrome plated	multi-component handles with softer layers	186

KG7 Print ES DE EN 2019-11-08.indd 289 08.11.2019 17:01:29

Cable Shear

6630 Cable shear

- for copper- and light alloy cables
- easy, single handed operation
- special cutting edges geometry to avoid pressure marks and frayed ends
- adjustable joint
- anti-squeeze protection
- not suitable for steel- or armoured cables

Code	L mm	Head	Handles	⑦	⑧	⑨	g
66305220	220	chrome-plated	dip-coated with sure-grip surface	16	35	70	290

⑦ cutting capacity in mm² for single wire Al-/Cu-Cable
⑧ cutting capacity in mm² for multiple wire Al-/Cu-Cable
⑨ cutting capacity in mm² for thin wire Al-/Cu-Cable

Crimping Pliers

6634 Crimping pliers

- with half round profile
- for reliable crimping of terminal sleeves DIN 46228
- 8 deep slots with tapering side walls
- crimping within the size marked profiles in one operation

Code	L mm	Head	Handles	crimping range mm²	g
66346220	220	gunmetal finish	dip-coated with sure-grip surface	0.25; 0.5; 0.75; 1; 1.5; 2.5; 4; 6; 10; 16	240

6637 Crimping pliers

- for use with terminal sleeves with or without an insulating collar in accordance with DIN 46228
- high precision crimping
- easy-action force transmission coupled with simple handling
- unlockable autolock
- accurately ground profiles
- crimp shape: □

Code	L mm	Head	Handles	crimping range mm²	g
66370195	195	gunmetal finish	with plastic sleeves	0.08 - 10	298

6638 Crimping pliers

- for red/blue/yellow insulated cable lugs, pin-type cable lugs, flat plugs and sleeves, round plugs and sleeves, butt and parallel connectors
- unlockable autolock
- easy handling
- stripping and cutting device, refer to No 6966
- crimp shape: ⬭

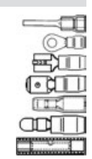

Code	L mm	Head	Handles	crimping range mm²	g
66380220	220	gunmetal finish	with plastic sleeves	red = 0.5–1 (AWG 20–18); blue = 1.5–2.5 (AWG 16–14); yellow = 4–6 (AWG 12–10)	477

6639 Crimping pliers

- for non-insulated flat plugs and flat sleeves for nominal DIN widths F2.8; F4.8; F6.3; F9.5
- unlockable autolock
- easy handling
- stripping and cutting device, refer to No 6966
- crimp shape: ⬭

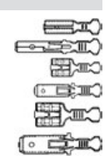

Code	L mm	Head	Handles	crimping range mm²	g
66390220	220	gunmetal finish	with plastic sleeves	0.25–0.5 (AWG 24–20); 0.5–1 (AWG 20–18); 4–6 (AWG 12–10); 1.5–2.5 (AWG 16–14)	483

KG7 Print ES DE EN 2019-11-08.indd 290 08.11.2019 17:01:32

6640 Crimping pliers

- for non-insulated cable lugs and tubular cable lugs with closed crimp sleeves
- unlockable autolock
- easy handling
- stripping and cutting device, refer to No 6966
- crimp shape:

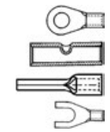

Code	L mm	Head	Handles	crimping range mm²	g
66400220	220	gunmetal finish	with plastic sleeves	0.1–0.35 (AWG 26–22); 0.5–1 (AWG 20–18); 1.5–2.5 (AWG 16–14); 4–6 (AWG 12–10); 10–16 (AWG 8–6)	465

6641 Crimping pliers

- for use with terminal sleeves with or without an insulating collar in accordance with DIN 46228
- unlockable autolock
- easy handling
- stripping and cutting device, refer to No 6966
- crimp shape:

Code	L mm	Head	Handles	crimping range mm²	g
66410220	220	gunmetal finish	with plastic sleeves	0.14–0.5;0.75–1.5;2.5;4;6;10	536

6966 Stripping and cutting tool

- for stripping wires from 0.5 to 6 mm ∅
- cables can also be cut
- for use with crimping pliers No 6638, 6639, 6640 and 6641

Code	g
69660000	37

Various Cutting Pliers

6660 Steel fixers pincers

- DIN ISO 9242
- limit on opening angle to ensure single-handed closure (registered design)
- little effort required due to optimised cutter geometry
- induction-hardened cutters provide excellent resistance to wear
- special steel
- drop-forged
- oil hardened

Code	L mm	Head	Handles	g
66601220	224	polished	black lacquered	318
66601250	250			390
66601280	280			475

6661 Pincers

- DIN ISO 9243
- special steel
- drop-forged
- oil hardened

Code	L mm	Head	Handles	g
66611180	180	polished	black lacquered	322
66611200	200			350

KG7 Print ES DE EN 2019-11-08.indd 291 08.11.2019 17:01:33

6662 Heavy-duty steel fixer pincers

- DIN ISO 9243
- induction-hardened cutting edges
- high wear resistance
- extremely low cutting force effort due to very large lever effect and optimum cutting edges geometry
- clearly damped cutting shock due to "elastic" pliers body, therefore ideal for continuous use special steel
- ultra-slim design, ideal for binding recessed reinforcing bars
- special steel
- drop-forged
- oil hardened

Code	L mm	Head	Handles	g
66624300	300	chrome plated, polished	chrome plated	478

6706 Set with 3 pliers, polished

dip-coated,
in plastic inlay
Content:
6501 Combination pliers, 180 mm
6602 Heavy-duty side cutter, 160 mm
6529 Snipe nose pliers, 200 mm

Code	g
96650008	750

6705 Set with 3 pliers, polished

dip-coated,
in plastic inlay
Content:
6551 Waterpump pliers, 240 mm, lacquered
6501 Combination pliers, 180 mm
6602 Heavy-duty side cutter, 160 mm

Code	g
96650007	880

6703 Set with 3 pliers, chrome plated

multi-component handles with softer layers,
in plastic inlay
Content:
6501 Combination pliers, 180 mm
6602 Heavy-duty side cutter, 160 mm
6529 Snipe nose pliers, 200 mm

Code	g
96650005	810

6704 Set with 3 pliers, chrome plated

multi-component handles with softer layers (No 6501, 6602),
in plastic inlay
Content:
6551 Waterpump pliers, 240 mm
6501 Combination pliers, 180 mm
6602 Heavy-duty side cutter, 160 mm

Code	g
96650006	900

6702 Set with 4 pliers, chrome plated

handles chequered, in plastic inlay
Content:
6543 Circlip pliers, J2
6544 Circlip pliers, J21
6545 Circlip pliers, A2
6546 Circlip pliers, A21

Code	g
96650004	590

KG7 Print ES DE EN 2019-11-08.indd 292 08.11.2019 17:01:37

Sets of pliers in plastic inlays also suitable for workbench No WB620, tool trolleys No 90, 95, 95VA, 98VA, magazine case No 920 and wheely box No 922N (modular system see page 46–79)

ES 6501-6602/7A

- 530 x 350 x 40 mm
- 7 pieces

Code	g
96838121	2085

No	
65015180	180 mm
65295200	200 mm
65434002	J2 180 mm
65454002	A2 180 mm
65516240	240 mm
65642250	250 mm
66025160	160 mm

ES 6501-6602/7B

- 530 x 350 x 40 mm
- 7 pieces

Code	g
96838132	2055

No	
65015200	200 mm
65295160	160 mm
65434002	J2 180 mm
65454002	A2 180 mm
65516240	240 mm
65642250	250 mm
66025160	160 mm

TCS 6501-6602/3

- 175 x 350 x 40 mm
- 3 pieces

Code	g
96838775	1125

No	
65015200	200 mm
65516300	302 mm
66025180	180 mm

TCS 6501-6602/4



- 175 x 350 x 35 mm
- 4 pieces

Code	g
96838179	1070

No	
65015180	180 mm
65295200	200 mm
65516240	240 mm
66025160	160 mm

TCS 6501-6602/4N



- 175 x 350 x 35 mm
- 4 pieces

Code	g
96830622	1145

No	
65015180	180 mm
65295200	200 mm
65726240	240 mm
66025160	160 mm

KG7 Print ES DE EN 2019-11-08.indd 293 08.11.2019 17:01:41

TCS 6543-6564/3

- 175 x 350 x 30 mm
- 3 pieces

Code	g
96838180	975

	No	
	65434002	J2 180 mm
	65454002	A2 180 mm
	65642250	250 mm

TCS 6543-6546/4



- 175 x 350 x 30 mm
- 4 pieces

Code	g
96830608	626

	No	
	65434002	J2 180 mm
	65444021	J21 170 mm
	65454002	A2 180 mm
	65464021	A21 170 mm

TCS 6534-6545/6



- 350 x 350 x 30 mm
- 6 pieces

Code	g
96832100	1070

	No	
	65345280	280 mm
	65355200	200 mm
	65434001 **65434002**	J1 140 mm J2 180 mm
	65454001 **65454002**	A1 140 mm A2 180 mm

7

Electronics Pliers, suitable for electrostatic discharge (ESD) applications

6517 Electronics flat nose pliers

- DIN ISO 9655
- designed for use on miniature electronic and mechanical components
- welded on double leaf spring
- precision jaws, smooth, tapering
- box joint for precise movement

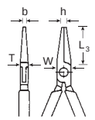

Code	L mm	Head	Handles	L_3 mm	W mm	T mm	h mm	b mm	g
65176120	125	polished	dip-coated with sure-grip surface, ESD applications	20	9	6.5	1.5	3	47

6526 Electronics round nose pliers

- DIN ISO 9655
- designed for use on miniature electronic and mechanical components
- welded on double leaf spring
- smooth, thin, round precision jaws
- box joint for precise movement

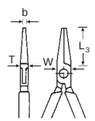

Code	L mm	Head	Handles	L_3 mm	W mm	T mm	b mm	g
65266120	125	polished	dip-coated with sure-grip surface, ESD applications	22	9	6.5	1.25	45

KG7 Print ES DE EN 2019-11-08.indd 294 08.11.2019 17:01:46

6540 Electronics snipe nose pliers

- DIN ISO 9655
- designed for use on miniature electronic and mechanical components
- welded on double leaf spring
- half round, smooth precision jaws, tapering
- box joint for precise movement

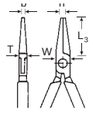

Code	L mm	Head	Handles	L_3 mm	W mm	T mm	h mm	b mm	g
65406120	125	polished	dip-coated with sure-grip surface, ESD applications	21	9	6.5	1	1	50

6603 Electronics side cutter

- strong, slim pattern
- suitable for use on miniature electronic components
- precision cutting edges, mini bevel, suitable for soft and hard wire, incl. piano wire
- Cu-wire of 0.2 mm ∅ can be cut at the tips
- welded on double leaf spring
- alloy steel of highest quality
- induction hardened cutting edges, approx. 63 HRC

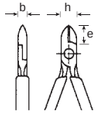

Code	L mm	Head	Handles	e mm	h mm	b mm	①	②	③	④	g
66036115	115	polished	dip-coated with sure-grip surface, ESD applications	14	11	6.5	1.5	1	0.8	0.5	60

① Cutting capacity in mm for soft wire
② Cutting capacity in mm for medium hard wire
③ Cutting capacity in mm for hard wire
④ Cutting capacity in mm for piano wire

6605 Electronics side cutter

- DIN ISO 9654
- with wire catch to prevent uncontrolled disposal of off-cuts
- box joint for precise movement
- precision cutting edges, mini bevel, suitable for soft and hard wire
- welded on double leaf spring
- alloy steel of highest quality
- induction hardened cutting edges, approx. 63 HRC

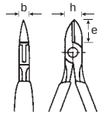

Code	L mm	Head	Handles	e mm	h mm	b mm	①	②	③	④	g
66056110	112	polished	dip-coated with sure-grip surface, ESD applications	13	10.5	7	1.5	1	0.8	0.6	64

① Cutting capacity in mm for soft wire
② Cutting capacity in mm for medium hard wire
③ Cutting capacity in mm for hard wire
④ Cutting capacity in mm for piano wire

6606 Electronics side cutters

- DIN ISO 9654
- strong model
- box joint for precise movement
- precision cutting edges, mini bevel, suitable for piano wire
- Cu-wire 0.25 mm ∅ can be cut at tips
- welded on double leaf spring
- alloy steel of highest quality
- induction hardened cutting edges, approx. 63 HRC

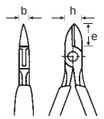

Code	L mm	Head	Handles	e mm	h mm	b mm	①	②	③	④	g
66066110	112	polished	dip-coated with sure-grip surface, ESD applications	13	12	7.5	1.5	1	0.8	0.6	64
66066130	125			18	16	10	1.7	1.2	1	0.8	104

① Cutting capacity in mm for soft wire
② Cutting capacity in mm for medium hard wire
③ Cutting capacity in mm for hard wire
④ Cutting capacity in mm for piano wire

KG7 Print ES DE EN 2019-11-08.indd 295 08.11.2019 17:01:48

6607 Electronics side cutters

- DIN ISO 9654
- slim tapered head for use in confined spaces
- box joint for precise movement
- precision cutting edges, no bevel suitable for flush cutting of soft and medium hard wire
- Cu- and diode wires
- welded on double leaf spring
- alloy steel of highest quality
- induction hardened cutting edges, approx. 63 HRC

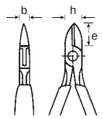

Code	L mm	Head	Handles	e mm	h mm	b mm	①	②	g
66076110	112	polished	dip-coated with sure-grip surface, ESD applications	13	12	7.5	1.5	1	64
66076130	125			18	16	10	1.5	1	104

① Cutting capacity in mm for soft wire
② Cutting capacity in mm for medium hard wire

6604 Mini-electronics side cutter

- DIN ISO 9654
- light, slim pattern, especially suitable for use on miniature electronic components
- precision cutting edges
- mini bevel, suitable for soft and hard wire
- Cu-wire of 0.2 mm ∅ can be cut at the tips
- welded on double leaf spring
- alloy steel of highest quality
- induction hardened cutting edges, approx. 63 HRC

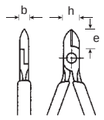

Code	L mm	Head	Handles	e mm	h mm	b mm	①	②	③	④	g
66046110	112	polished	dip-coated with sure-grip surface, ESD applications	11	9	6	1	0.8	0.6	0.4	49

① Cutting capacity in mm for soft wire
② Cutting capacity in mm for medium hard wire
③ Cutting capacity in mm for hard wire
④ Cutting capacity in mm for piano wire

6613 Electronics oblique cutter

- DIN ISO 9654
- tapered head for use in confined spaces
- precision cutting edges for hard and soft wire
- head angled by 55°
- Cu-wire 0.25 mm ∅ may be cut at the tips
- welded on double leaf spring
- alloy steel of highest quality
- induction hardened mini-bevelled cutting edges, approx. 62 HRC

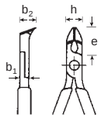

Code	L mm	Head	Handles	e mm	h mm	b_1 mm	b_2 mm	①	②	③	④	g
66136115	112	polished	dip-coated with sure-grip surface, ESD applications	11	11	7.5	10.5	1	0.8	0.6	0.4	60

① Cutting capacity in mm for soft wire
② Cutting capacity in mm for medium hard wire
③ Cutting capacity in mm for hard wire
④ Cutting capacity in mm for piano wire

6614 Electronics oblique cutter

- DIN ISO 9654
- as No 6613, but without bevelled cutting edges
- for flush cutting of soft and medium hard Cu- and diode wires

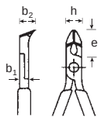

Code	L mm	Head	Handles	e mm	h mm	b_1 mm	b_2 mm	①	②	g
66146115	112	polished	dip-coated with sure-grip surface, ESD applications	11	11	7.5	10.5	1	0.6	55

① Cutting capacity in mm for soft wire
② Cutting capacity in mm for medium hard wire

KG7 Print ES DE EN 2019-11-08.indd 296 08.11.2019 17:01:52

6615 Electronics oblique cutter

- DIN ISO 9654
- slim, extended head for delicate cuts in confined spaces
- box joint for precise movement
- precision cutting edges with mini bevel for Cu- and diode wires
- head angled by 30°
- welded on double leaf spring
- alloy steel of highest quality

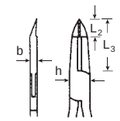

Code	L mm	Head	Handles	L_2 mm	L_3 mm	h mm	b mm	①	②	g
66156115	112	polished	dip-coated with sure-grip surface, ESD applications	8	18	8	6	0.6	0.3	47

① Cutting capacity in mm for soft wire ② Cutting capacity in mm for medium hard wire

6619 Electronics top cutter

- DIN ISO 9654
- slim long head for use in confined space
- box joint for precise movement
- precision cutting edges for Cu- and diode wires
- mini-bevel
- welded on double leaf spring
- alloy steel of highest quality

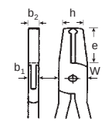

Code	L mm	Head	Handles	e mm	h mm	b_1 mm	b_2 mm	①	②	g
66196115	112	polished	dip-coated with sure-grip surface, ESD applications	15.5	5.5	6	5	0.6	0.3	65

① Cutting capacity in mm for soft wire ② Cutting capacity in mm for medium hard wire

6620 Electronics top cutter

- DIN ISO 9654
- precision cutting edges for soft and hard wires
- mini-bevel
- head angled 90°
- pointed head
- Cu-wire 0.25 mm ∅ may be cut at the tips
- welded on double leaf spring
- alloy steel of highest quality
- induction hardened cutting edges, approx. 60 HRC

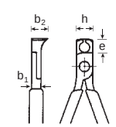

Code	L mm	Head	Handles	e mm	h mm	b_1 mm	b_2 mm	①	②	③	④	g
66206115	112	polished	dip-coated with sure-grip surface, ESD applications	6.5	11	7.5	11	1	0.8	0.6	0.4	83

① Cutting capacity in mm for soft wire
② Cutting capacity in mm for medium hard wire
③ Cutting capacity in mm for hard wire
④ Cutting capacity in mm for piano wire

6621 Electronics top cutter

- DIN ISO 9654
- as No 6620, but without bevelled cutting edge
- for flush cutting of soft and medium hard Cu- and diode wires
- alloy steel of highest quality
- induction hardened cutting edges, approx. 60 HRC

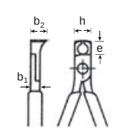

Code	L mm	Head	Handles	e mm	h mm	b_1 mm	b_2 mm	①	②	g
66216115	112	polished	dip-coated with sure-grip surface, ESD applications	6.5	11	7.5	11	1	0.6	84

① Cutting capacity in mm for soft wire ② Cutting capacity in mm for medium hard wire

STAHLWILLE
STAHLWILLE
STAHLWILLE
12921M 2 1/4"
STAHLWILLE
STAHLWILLE GERMANY

8 TUBE TOOLS, OTHER TOOLS

Pipe tools
>> Page 302

Hammers
>> Page 303

Chisels, drift pins, centre punches, pin punches
>> Page 304

Scrapers, files, hacksaws
>> Page 308

Thread tools
>> Page 310

Screw extractor, stud remover, nut splitters
>> Page 310

Measuring tools
>> Page 311

Ratchet tap holders
>> Page 312

Miscellaneous tools
>> Page 312

Torches
>> Page 315

Tweezers, wire cutter
>> Page 316

As versatile as the work day is demanding.
STAHLWILLE problem-solvers.

Made in Germany

Approved procedures are becoming ever more complex and special-purpose tools are often required for service and repair work. Screw extractors, hooks and picks, pipe cutters and scrapers are just a few of the many problem solvers that STAHLWILLE offers.

STRONG.

The chain pipe cutter No. 157 is even suitable for stainless steel pipes up to 1.8 mm wall thickness and is infinitely adjustable.

THE JOB SAVER.

STAHLWILLE's screw extractor No 901: removing broken-off screws from tapped holes is a simple matter with this tool – without damaging the workpiece. Simple to use, top quality and »Made in Germany«.

FOD

UNBREAKABLE.

Indispensable aid that helps you »think round corners« in confined working spaces. With unbreakable stainless steel mirrors – FOD compliant.

COMPACT.

Space-saving, but precise. Small bore pipe cutter No 155 for pipes made of copper, brass, light alloy, hard plastic and thin-walled steel pipes, with a maximum cutting depth of 2.0 mm.

GENTLE.

Resilient but workpiece-friendly. Deadblow mallet No 10959 with steel shot in the hollow head ensures recoil-free strikes.

DURABLE.

The ergonomic three-square engineer's scraper No. 10670 features a 360° two-component cushioned handle and always fits snugly in the hand, even in the most demanding applications. The special steel composition ensures the renowned STAHLWILLE durability.

Ex

TO THE POINT.

This extremely bright LED torch No. 13126-1 is very durable, ATEX rated for Zone 1 and even waterproof to IP68. Its luminous efficacy of 77 lumen means you will always be on the bright side.

UNIVERSAL.

Universally applicable hooks and picks for fitting and removing small components such as simmerring seals and O-rings, seals, trim strip clips and panelling without damaging them. Also indispensable helpers in many other situations.



150 EXPRESS pipe cutters

- with one cutting wheel and two guide rollers
- for steel, copper, brass, aluminium and hard plastic tubes

Code	size	"	mm	mm	Cutting depth max. mm	g	
60021001	**1** [1]	1/8-1 1/4	3-32	6-43	4.5	1166	1
60021002	**2** [1]	1/8-2	3-50	10-63	7	2149	1
60121001	**1/3** [2]	1/8-1 1/4	3-32	6-43	4.5	1113	1
60121002	**2/3** [2]	1/8-2	3-50	10-63	7	1975	1

[1]) with wide guide rollers
[2]) with three cutting wheels

153 METAL pipe cutter

- for use on copper, brass, light alloy, PVC and thin walled steel tubes
- with deburring tool (3 cutting edges) inside handle
- forged
- chrome plated

Code	"	mm	Cutting depth max. mm	g	
60010000	1/8-1 3/8	3-35	2.5	356	1

155 Small bore pipe cutter

- for use on copper, brass, light alloy, PVC and thin walled steel tubes

Code	"	mm	Cutting depth max. mm	g	
60070001	1/8-5/8	3-16	2	102	1

SR150 Cutting wheels

- for steel pipes

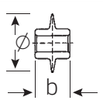

Code	size	for pipe cutter	Ø mm	b mm	g	
69020101	**1**	150/1	25	14	14	10
69020201	**2**	150/2	32	19	28	10
69020301	**3 + 4**	150/3 + 4	41	19	38	10

SR153 Cutting wheels

Code	for pipe cutter	Ø mm	b mm	g	
69010001	153	20	6	6	10

SR155 Cutting wheels

Code	for pipe cutter	Ø mm	b mm	g	
69110001	155	20	5	5	10

157 Chain pipe cutter

- infinitely adjustable
- with twist handle
- also suitable for special steel pipes up to 1.8 mm wall thickness
- chain length 270 mm

Code	mm	Cutting depth max. mm	g	
60110001	25-75	2	665	1

K157 Chain

Code	g	
69130001	183	1

RL 150/153/1500 Guide rollers

- for pipe cutters

Code	No	for pipe cutter	Ø mm	b mm	g	
69020107	**RL 1500/1**	150/1	23	21.5	62	2
69070202	**RL 1500/2**	150-151/2	28	27.5	117	5
69020302	**RL 150/3/4**	150-151/3 + 4	33	19	115	5
69010002	**RL 153**	153	12	12	10	5

BL/BZ 150/153/1500 Spindles

- for wheels and guide rollers

Code	No	wheel-bolt	roller-bolt	for pipe cutter	Ø mm	L mm	g	
69020104	**BL 150/1**	x [1]		150/1	7.5	29	10	1
69020103	**BZ 1500/1**		x [2]	150/1	7.5	38.5	14	10
69070203	**BZ 1500/2**		x	150-151/2	9	46	23	10
69070204	**BL 1500/2**	x		150-151/2	9	38	19	10
69020303	**BZ 150/3/4**	x	x	150-151/3 + 4	9	36	17	10
69020304	**BL 150/4N**	x [3]		150/4	9	40	21	1
69010003	**BZ 153**		x	153	4	18.5	2	10
69010004	**BL 153**	x		153	4.75	13	2	1

BL = wheel bolt
BZ = roller bolt
[1]) wheel- and roller bolt for 150/1 until 1985. wheel bolt for 150/1 from 1986
[2]) roller bolt for 150/1 from 1986
[3]) wheel bolt for 150/4 from 2009

RI 1500 Spacing washers

- when required to fit pipe cutters No 150/1, 150/2 or No 150/4 with 3 cutting wheels (to work in confined spaces), a total of 4 spacing washers is required. Simply exchange the 2 guide rollers for 2 cutting wheels No SR150 with 2 spacing washers to each

Code	size	for pipe cutter	Ø mm	b mm	g	
68020101	**1**	150/1	14	3.9	8	6
68020201	**2**	150/2, 151/2	16	4.45	4	6
68020301	**4**	150/4 *)	18	9.5	18	1

*) for 150/4 from 2009

KG8 Print ES DE EN 2019-11-07.indd 302 07.11.2019 10:17:03

10955 Plastic hammers

- with interchangeable heads of impact resisting cellulose acetate and ash handles

Code	∅ mm	L_1 mm	L_2 mm	g	
70160027	**27**	265	90	235	6
70160032	**32**	280	100	320	6
70160035	**35**	290	105	376	2
70160040	**40**	320	110	545	2
70160050	**50**	340	115	873	2

10955R Spare plastic heads

- of impact resisting cellulose acetate
- these are lightly heated and then tapped into position

Code	∅ mm	g	
79040027	**27**	14	5
79040032	**32**	22	10
79040035	**35**	29	10
79040040	**40**	39	10
79040050	**50**	69	10

10958 Embossing hammer

- aluminium
- cylindrical
- with hickory handle

Code	∅ mm	L_1 mm	L_2 mm	g	
70240040	40	340	155	648	2

10940 Rubber composition hammers

- DIN 5128
- with two plane faces

Code	∅ mm	L_1 mm	L_2 mm	g	
70140001	**55**	320	90	317	2
70140002	**65**	350	115	527	2
70140003	**75**	350	130	780	2
70140004	**90**	380	140	1220	2

10956 Nylon hammers

- with interchangeable heads of shockproof nylon vestamid and hickory handles

Code	∅ mm	L_1 mm	L_2 mm	g	
70171027	**27**	265	90	232	6
70171032	**32**	280	100	336	6
70171035	**35**	290	105	413	2
70171040	**40**	320	110	546	2
70171050	**50**	340	115	865	2
70171060	**60**	380	135	1339	2

10956R Spare nylon heads

- these are lightly heated and then tapped into position

Code	∅ mm	g	
79050027	**27**	11	10
79050032	**32**	18	10
79050035	**35**	23	10
79050040	**40**	31	10
79050050	**50**	53	10
79050060	**60**	83	10

10959 Dead blow hammers NEW

- the hollow head is partially filled with steel shot which adds to the weight, prevents recoil
- with interchangeable heads made of medium-hard polyurethane and with a hickory handle

Code	∅ mm	L_1 mm	L_2 mm	g	
70190130	**30**	330	110	460	6
70191035	**35**	335	110	580	6
70190140	**40**	355	115	760	2
70191050	**50**	365	120	1250	2
70191060	**60**	360	145	1900	2

10959R Spare heads NEW

Code	∅ mm	g	
79091030	**30**	19	1
79091035	**35**	26	1
79091040	**40**	38	1
79091050	**50**	72	1
79091060	**60**	118	1

10961 Engineers hammers

NEW

- metal overstrike sleeves provide excellent protection against "misses"
- ergonomically designed, doubly shaped hickory handles
- lacquered handle end improves grip
- complies with DIN 1041
- DIN and weight are punched into the hammer head

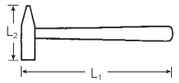

Code	g	L_1 mm	L_2 mm	g	
70 11 00 09	**200**	280	95	254	6
70 11 00 10	**300**	300	105	400	6
70 11 00 11	**500**	320	118	600	6
70 11 00 13	**800**	350	130	951	2
70 11 00 15	**1000**	360	135	1132	2
70 11 00 16	**1500**	380	145	1617	1
70 11 00 17	**2000**	400	155	2285	2

10962 Club hammers

NEW

- metal overstrike sleeves provide excellent protection against "misses"
- ergonomically designed, doubly shaped hickory handles
- lacquered handle end improves grip
- complies with DIN 6475
- DIN and weight are punched into the club hammer head

Code	g	L_1 mm	L_2 mm	g	
70 11 10 10	**1000**	260	95	1410	2
70 11 10 15	**1250**	260	100	1660	2
70 11 10 20	**1500**	280	110	1910	2

10970 Engineers hammers

- with ash handles

Code	lb.	L_1 mm	L_2 mm	g	
70 12 00 01	**1/4**	270	67	176	6
70 12 00 05	**1/2**	290	82	320	6
70 12 00 06	**3/4**	310	93	454	6
70 12 00 02	**1**	320	99	572	6
70 12 00 04	**1 1/2**	350	118	790	2
70 12 00 03	**2**	380	126	1045	2

ES 10956/10961/2

- 175 x 350 x 45 mm
- 2 pieces

Code	g
96 83 81 25	1130

	No	
	10956	∅ 35 mm
	10961	500 g

ES 10956/10970/2

- 175 x 350 x 45 mm
- 2 pieces

Code	g
96 83 81 31	1075

	No	
	10956	∅ 35 mm
	10970	1 lb.

100 Ribbed cold chisels

- chrome vanadium steel, chrome plated

Code	size	L mm	b mm	g	
70 01 00 06	**6**	150	20	165	10
70 01 00 08	**8**	200	26	305	5
70 01 00 10	**10**	250	30	507	5
70 01 00 12	**12**	300	35	807	5

102 Cold chisels

- DIN 6453
- flat
- chrome vanadium steel, lacquered silver

Code	size	L mm	b mm	g	
70 02 00 02	**125**	125	15	96	10
70 02 00 03	**150**	150	18	172	10
70 02 00 04	**175**	175	21	269	10
70 02 00 05	**200**	200	24	379	5
70 02 00 07	**250**	250	25	521	5
70 02 00 08	**300**	300	26	591	5

103 Cross-cut chisels

- DIN 6451
- flat
- chrome vanadium steel, lacquered silver

Code	size	L mm	b mm	g	
70 04 00 03	**150**	150	16	147	10
70 04 00 04	**175**	175	17	239	10
70 04 00 05	**200**	200	18	340	5

110 Grooving chisel

- flat
- chrome vanadium steel, lacquered silver

Code	L mm	b mm	g	
70 08 00 01	240	26	298	5

112 Grooving chisel

- as No 110, but with finger protector

Code	L mm	b mm	g	
70080002	240	26	434	5

112/1 Finger protector

- for cold chisels No 102 and cross-cut chisels No 103 from 200 mm onward
- for grooving chisel No 110, shaft section 23 x 13 mm

Code	g	
79160001	101	5

104 Drift pins

- DIN 6458
- octagonal
- chrome vanadium, lacquered silver

Code	size	● mm	● mm	L mm	g	
70060007	**120 x 2**	2	10	120	60	10
70060010	**120 x 3**	3	10	120	60	10
70060002	**120 x 4**	4	10	120	62	10
70060008	**120 x 5**	5	10	120	64	10
70060003	**120 x 6**	6	10	120	66	10
70060009	**120 x 8**	8	12	120	68	10

105 Centre punches

- DIN 7250
- octagonal
- chrome vanadium, lacquered silver

Code	size	● mm	L mm	g	
70050001	**100 x 10**	10	100	52	10
70050005	**120 x 10**	10	120	63	10
70050002	**120 x 12**	12	120	90	10

ES 102/108/109/4

- 175 x 350 x 30 mm
- 4 pieces

Code	g
96838123	555

	No	Content
	102	175 mm
	108	150 x 6; 175 x 6 mm
	109	size 6; 100 x 3.4 mm

108 Parallel pin punches

- DIN 6450
- octagonal
- chrome vanadium, lacquered silver

Code	size	● mm	● mm	L mm	g	
70071152	**115 x 2**	2	8	115	29	10
70070013	**125 x 3**	3	8	125	35	10
70070001	**150 x 2.5**	2.5	10	150	65	10
70070002	**150 x 3**	3	10	150	62	10
70070003	**150 x 4**	4	10	150	64	10
70070004	**150 x 5**	5	10	150	67	10
70070005	**150 x 6**	6	10	150	72	10
70070006	**150 x 8**	8	10	150	81	10
70070009	**175 x 3**	3	10	175	57	10
70070010	**175 x 4** [1]	4	10	175	64	10
70070012	**175 x 6**	6	10	175	69	10
70070008	**200 x 8**	8	12	200	141	10
70070011	**200 x 10**	10	12	200	159	10

[1]) for use on Mercedes-Benz (retaining pins of disc brake pads)
● diameter of tip
● size of handle. octagon

109 Pin punches

- with guide bush

Code	size	● mm	● mm	L mm	g	
70090001	**1**	0.9	5	80	7	10
70090002	**2**	1.4	5.5	82	12	10
70090003	**3**	1.8	6	86	12	10
70090004	**4**	2.4	7	95	18	10
70090005	**5**	2.8	7	97	19	10
70090006	**6**	3.4	8	100	25	10
70090007	**7**	3.9	9	100	27	10
70090008	**8** *	5.9	10	103	47	10

● diameter of tip
● diameter of handle
* without guide bush

ES 102/105/108/8

- 175 x 350 x 33 mm
- 8 pieces

Code	g
96838124	900

	No	Content
	102	175 mm
	105	120 x 12 mm
	108	150 x 2.5; 150 x 3; 150 x 4; 150 x 5; 150 x 6; 150 x 8 mm

8

KG8 Print ES DE EN 2019-11-07.indd 305 07.11.2019 10:17:12

102-5/6 Sets: Chisels, pins, punches

Content 6 pieces:
1 each
- No 106/125 mm
- No 106/150 mm
- No 107/125 mm
- No 104/120 x 2; 120 x 4 mm
- No 105/120 x 10 mm

D = in plastic stand
T = in textile bag

Code	No	g	
98812201	**102-5/6 D**	445	1
98812202	**102-5/6 T**	470	5

104-5/6D Set: Drift pins, centre punches

Content 6 pieces:
1 each
- No 104/120 x 2; 120 x 3; 120 x 4; 120 x 5; 120 x 6 mm
- No 105/120 x 10 mm

in plastic stand

Code	g	
96700601	417	1

105-8/6K Pin punch-/centre punch set

Content 6 pieces:
1 each
- No 108/150 x 2.5; 150 x 3; 150 x 4; 150 x 5; 150 x 6 mm DIN 6450/ Form C
- No 105/120 x 10 mm DIN 7250

in plastic container stand

Code	g	
96700711	483	1

108/6 Sets: Parallel pin punches

Content 6 pieces:
1 each
- No 108/150 x 2.5; 150 x 3; 150 x 4; 150 x 5; 150 x 6; 150 x 8 mm

D = in plastic stand
T = in textile bag

Code	No	g	
96700701	**108/6 D**	450	1
96700702	**108/6 T**	460	5

TCS 102-109/10956/10961/6

- 175 x 350 x 40 mm
- 6 pieces

Code	g
96838181	1605

No	Content
10956	⌀ 35 mm
10961	500 g
102	175 mm
108	150 x 6; 175 x 6 mm
109	size 6; 100 x 3.4 mm

TCS 102-108/11

- 175 x 350 x 33 mm
- 11 pieces

Code	g
96838754	1665

No	Content
102	150; 200; 250 mm
105	120 x 10; 120 x 12 mm
108	150 x 2.5; 150 x 3; 150 x 4; 150 x 5; 150 x 6; 150 x 8 mm

TCS 102-108/10959/10961 MF

- 530 x 350 x 40 mm
- 12 pieces

Code	g
96830355	3343

No	Content
102	200 mm
103	150 mm
105	120 x 10 mm
108	150 x 3; 150 x 4; 150 x 5; 150 x 6; 150 x 8 mm
10959	⌀ 40 mm
10961	500; 800 g
12718	

KG8 Print ES DE EN 2019-11-07.indd 306 07.11.2019 10:17:16

TCS 102-108/10959/12718/13

- 530 x 350 x 40 mm
- 13 pieces

Code	g
96830226	3730

	No	Content
	102	200 mm
	103	150 mm
	105	120 x 10 mm
	108	150 x 3; 150 x 4; 150 x 5; 150 x 6; 150 x 8; 200 x 8 mm
	10959	∅ 40 mm
	10961	500; 800 g
	12718	

TCS 102-108/10961/10

- 175 x 350 x 40 mm
- 10 pieces

Code	g
96830361	1569

	No	Content
	102	200 mm
	105	120 x 12 mm
	108	115 x 2; 150 x 3; 150 x 4; 150 x 5; 150 x 6; 175 x 4; 200 x 8 mm
	10961	500 g

TCS 102-108/10959/10961/13

- 530 x 350 x 60 mm
- 13 pieces

Code	g
96830177	5800

	No	Content
	102	200; 300 mm
	103	175 mm
	105	120 x 12 mm
	108	150 x 3; 150 x 4; 150 x 5; 150 x 6; 150 x 8 mm
	10959	∅ 50 mm
	10961	500; 800; 1000 g

TCS 102-108/10959/10961/16

- 530 x 350 x 45 mm
- 16 pieces

Code	g
96830609	3715

	No	Content
	102	200 mm
	103	150 mm
	105	120 x 10 mm
	108	150 x 3; 150 x 4; 150 x 5; 150 x 6; 150 x 8 mm
	10959	∅ 40 mm
	10961	500 g
	12373	
	12600	500 g
	12718	
	12935/3	3 m
	65642250	250 mm
	39Pkw	400 mm

TCS 102-108/10956/10961/18

- 530 x 350 x 55 mm
- 18 pieces

Code	g
96830620	3653

	No	Content
	102	150 mm
	103	150 mm
	105	120 x 10 mm
	108	150 x 2.5; 150 x 3; 150 x 4; 150 x 5; 150 x 6; 150 x 8 mm
	10956	∅ 50 mm
	10961	300; 500 g
	10672	20 x 315 mm
	12374	
	12900N	150 mm/6"
	12965N	

KG8 Print ES DE EN 2019-11-07.indd 307 07.11.2019 10:17:20

10757 Four-sided bradawl

- for punching and preparing leather, plastics and other soft materials and for marking holes in wood
- to prevent wood screws slipping off the mark

Code	Blade mm	L mm	g	
77593000	6 x 100	215	137	1

10758 Round-shank bradawl

- for punching and preparing leather, plastics and other soft materials and for marking holes in wood
- to prevent wood screws slipping off the mark

Code	Blade mm	L mm	g	
77592000	6 x 100	215	82	1

10669 Fine scraper

- three-sided hollow-profile scraper with black plastic protective cap
- black plastic handle

Code	Blade mm	L mm	g	
72060100	25 x 8	147	28	5

10670 Three square engineers scrapers

- special steel

Code	L mm	g	
72063101	**210**	106	5
72063103	**260**	124	5
72063104	**285**	140	5
72063105	**310**	152	5

10672 Flat engineers scrapers

- special steel

Code	Dimensions mm	g	
72053104	**20 x 315**	227	5
72053105	**25 x 365**	367	5

10676 Three square engineers bearing scraper

- special steel

Code	Dimensions mm	g	
72083103	85 x 12 x 315	160	5

12025 Engineers file, round

- DIN 8349
- cut 2

Code	L mm	g	
72123100	210	118	5

12030 Engineers file, half round

- DIN 8349
- cut 2

Code	L mm	g	
72133100	260	339	5

12035 Engineers file, three-square

- DIN 8349
- cut 2

Code	L mm	g	
72143100	210	201	5

12036 Engineers file, hand

- DIN 8349
- cut 2

Code	L mm	g	
72173102	260	305	5

12800 Set warding files

Content 6 pieces:
- 1 file each, hand, flat, half round, three square, square, round
- DIN 7283
- in textile bag

Code	L mm	g	
72230001	100	165	5

13100 Set of needle files

Content 6 pieces:
- 1 file each, round, half round, three square, square, hand, flat
- in textile bag

Code	L mm	g	
96722801	140	50	1

KG8 Print ES DE EN 2019-11-07.indd 308 07.11.2019 10:17:24

12050 Tubular hacksaw

- with blade size 300 mm/12"

Code	L mm	g	
72210000	465	490	1

12053 Hacksaw frame

Code	L mm	g	
72210002	252	159	1

12050R Spare hacksaw blades for No 12050

- 10 pieces
- H.S. Steel
- 24 teeth per inch

Code	L mm	g	
79180001	300	174	1

12053R Spare hacksaw blades for No 12053

- 6 pieces
- Chrome Alloy Tool Steel
- 32 teeth per inch

Code	L mm	g	
79180002	158	20	1

ES 10670–13110/11

- 530 x 350 x 35 mm
- 11 pieces

Code	g
96838173	2120

	No	
	10670	265 mm
	12025	210 mm
	12030	260 mm
	12035	210 mm
	12036	260 mm
	12050	465 mm
	12320	
	12321	
	12377	
	12935/3	3 m
	13110	300 mm

TCS 10356-12965/5

- 175 x 350 x 40 mm
- 5 pieces

Code	g
96838790	595

	No	
	12053	158 mm
	10356	40 mm
	10356R	10 pieces
	12320	
	12965	

TCS 11095-13110/8



- 175 x 350 x 40 mm
- 8 pieces

Code	g
96838789	700

	No	
	12000	ISO
	11095/20	0.05 - 1.00 mm
	12935/3	3 m
	12321	
	12322	
	12665/52	0.25 - 6 mm
	12900N	150 mm/6"
	13110	300 mm

12000 Universal thread restorers

- suitable for inside and outside threads

Code	size	L mm	g	
72100004	**ISO**	230	115	10
72100003	**SAE**	230	118	10
72100002	**WW**	230	122	10

|---- ISO ----| Pitch mm	metr. thread	|---- Ww ----| threads per inch	Whitworth thread	SAE/USS threads per inch
0,80	5	24	3/16 + 7/32	24
1,00	6 + 7	20	1/4	20
1,25	8 + 9	18	5/16	18
1,50	10 + 11	16	3/8	16
1,75	12	14	7/16	14
2,00	14 + 16	12	1/2 + 9/16	13
2,50	18, 20, 22	11	5/8 + 11/16	12
3,00	24 + 27	10	3/4 + 13/16	11

TCS 12025-13110/11

TCS

- 530 x 350 x 35 mm
- 11 pieces

Code	g
96838759	2410

	No	
	12025	210 mm
	12030	260 mm
	12035	210 mm
	12036	260 mm
	12050	300 mm
	12320	
	12321	
	12718	
	12935/3	3 m
	12965N	
	13110	300 mm

900 Screw EXTRACTOR

- for left-hand threads

Code	size	for bolts	■ mm	■ "	L mm	recommend. Drill	g	
71010001	**1**	M3-M4 1/8-5/32"	3	1/8	49	2 mm 5/64"	3	10
71010002	**2**	M5-M7 3/16-1/4"	3.4	9/64	54	3 mm 7/64"	6	10
71010003	**3**	M8 5/16"	4.9	3/16	59	5 mm 3/16"	12	10
71010004	**4**	M10-M12 3/8-7/16"	7	9/32	65	6.4 mm 1/4"	25	5
71010005	**5**	M14-M16 1/2-9/16"	9	23/64	88	8 mm 5/16"	50	5
71010006	**6**	M18-M22 5/8-3/4"	12	31/64	95	12 mm 15/32"	103	5

900/6T Screw EXTRACTOR set

- for left-hand threads
- in textile bag

Code	Content	g	
96710101	1 each No 900 size 1-6	230	1

901 Screw EXTRACTOR

- with centre punch tip
- double-edged

Code	size	for bolts	⬢ mm	⬢ "	L mm	recommend. Drill	g	
71050001	**1**	M5-M6 3/16-1/4"	6.35	1/4	60	3.2 mm 1/8"	6	1
71050002	**2**	M8-M10 5/16-3/8"	9.5	3/8	67	4.8 mm 3/16"	16	1
71050003	**3**	M10-M12 7/16-1/2"	12.7	1/2	75	6.4 mm 1/4"	30	1
71050004	**4**	M12-M16 1/2-9/16"	15.9	5/8	90	9.5 mm 3/8"	60	1
71050005	**5**	M16-M20 5/8-3/4"	19	3/4	90	11.1 mm 7/16"	100	1

901/5T Set of screw extractors

- for extracting sheared screws, bolts and stud screws from threaded holes
- suitable for right- hand and left-hand threads
- in textile bag

Code	g	
96710505	248	1

8

KG8 Print ES DE EN 2019-11-07.indd 310 07.11.2019 10:17:32

904 Stud remover

- suitable for all sizes of studs from 6-12 mm
- also suitable for percussion screwdriver use
- will cope with rusted or scale-coated screws with a minimum of 3 mm protruding
- Chuck: size 36 mm
- Clamping screw: size 24 mm

Code	"	g	
71340000	3/8	346	1

905/25 Stud remover set

- M5-M16, 3/16"-5/8"
- 25 pieces
- 5 HSS twist drills sizes (3.2; 4.8; 6.4; 8; 8.7 mm)
- 5 fluted removal pins sizes 1–5 for threads M5–M16
- 5 splined nuts, sizes 1–5
- 10 drill guides, sizes 1–10
- in black plastic box

Code	g	
96713025	605	1

906 Spare parts

- removal pins and splined nuts, in pairs in plastic bags

Code	size	for threads	g	
71310001	**1**	M5-M6 3/16-1/4"	5	1
71310002	**2**	M7-M8 1/4-5/16"	10	1
71310003	**3**	M10 3/8"	33	1
71310004	**4**	M12 7/16"	46	1
71310005	**5**	M14-M16 1/2-9/16"	64	1

12615 Nut splitters

- zinc plated
- mechanical
- for splitting seized or overtightened nuts up to class 8
- does not damage the threaded pin
- as the spindle is tightened, the nutsplitter body has to be locked with an open-jaw spanner to prevent it turning
- cutting chisel made of high-grade alloy tool steel

Code	size	for nuts mm	Max. torque in N·m	g	
71250011	**1**	10-18	40	193	1
71250012	**2**	19-27	60	386	1

12665 Screw pitch gauge

- 0.25 to 6 mm and 4 to 62 t.p.i. (metric/Whitworth threads)

Code	size	g	
77270003	**52**	70	10

12900N Vernier calliper

- as per DIN 862
- vernier readings 1/20 mm and 1/128"
- stainless steel
- in plastic pouch

Code	measuring range mm/"	g	
77371001	150/6	185	1

12900/1N Vernier calliper

- with metal housing cover and metal buttons
- mechanical system made of stainless, hardened steel
- with or without thumb wheel (included in delivery for customer to fit if required)
- large LCD display with clear read-offs, figures 9 mm high
- display accuracy 0.01 mm/ 0.0005"
- measuring tips ground fine and lapped
- ON/OFF button
- with depth gauge
- unit of measure in mm or imperial, zeroing possible at any position
- incl. 2 x 3 V batteries (type CR2032) packaged in accordance with UN 3091, Class 9
- in plastic case

Code	measuring range mm/"	g	
77371002	150/6	312	1

KG8 Print ES DE EN 2019-11-07.indd 311 07.11.2019 10:17:34

12900/3 Tyre-tread Vernier gauge

- sturdy brass construction
- smooth ground surface

Code	measuring range mm	g	
77371004	30	41	1

12900/4 Electronic tyre-tread Vernier gauge

- large LCD display with clear read-offs, figures 9.5 mm high
- display accuracy 0.01 mm/ 0.0005"
- ON/OFF push button
- unit of measure switchable mm/inch
- zeroing possible in any position
- incl. 1 x 3 V battery (type CR2032) packaged in accordance with UN 3091, Class 9

Code	measuring range mm/"	g	
77371005	25/1	60	1

12935 Tape measure

- with tape lock
- metric-inch scales

Code	size	L m	g	
77040010	**3**	3	92	10
77040011	**5**	5	164	10

13110 Steel rule

- metric-inch scales
- length 300 mm

Code	Divisions Top Edge "	Divisions Lower Edge mm	g	
77460001	1/16, 1/32, 1/64	0.5; 1	26	5

12915 Ratchet tap holders

- with ratchet
- steel
- chrome plated

Code	size	Capacity mm	DIN [1]	ISO [2]	L mm	g	
77390001	**1**	2.0-5.0	M3-8	M1-6	85	180	1
77390002	**2**	4.6-8	M5-12	M6-12	110	305	1

[1]) for taps DIN
[2]) for taps ISO

12932 Padlock

Code	g	
77210002	85	1

12250 Force feed oil can

- metal container
- brass pump
- Content: 500 ccm

Code	g	
77010001	275	1

12251 Plastic oil can

- made of plastic
- Content: 250 ccm

Code	g	
77110002	60	5

12320 Electricians cable knife

- with stainless blade

Code	Blade mm	g	
77020000	90	78	10

12321 Scribing iron

- with knurled centre-section
- 1 straight and 1 offset blade
- blades gunmetal finished

Code	L mm	g	
77100000	250	31	10

KG8 Print ES DE EN 2019-11-07.indd 312 07.11.2019 10:17:37

12322 Tungsten carbide scribing iron

- straight type
- sturdy shank with tungsten carbide tip
- can be reground
- holder and clip

Code	L mm	g	
77100001	150	40	10

12374 Wire brush

- wood, steel wire dia. 0.35 mm

Code	L mm	Rows	g	
77090000	290	4	129	10

12377 Wire brush

- with brass coated steel bristles

Code	L mm	g	
77090010	270	140	24

12378 File brush

Code	L mm	g	
77250000	260	74	5

13115 Brass wire brush

- for use on light alloys

Code	L mm	Rows	g	
77470001	280	4	134	1

12481 Scraper

Code	L mm	b mm	g	
77070000	212	60	65	10

12600 Magnetic lifters

- loss of adhesion above 80° C

Code	lifting power g	∅ mm	L mm	g	
77260027	**270 [1]**	5	500	30	1
77260025	**500**	8	460	70	1
77260060	**1800**	15	525	230	1
77260200	**3000**	19	535	297	1

[1]) miniature magnetic lifter with tiny head, very powerful

12910 Adjustable hook spanners

- for slotted nuts as per DIN 1810
- adjustable

Code	size	mm	g	
44010001	**1**	20-42	90	5
44010002	**2**	45-90	245	5
44010003	**3**	95-165	686	5

12920N Telescopic mirror

- with non-twisting, oval-section telescopic rod

Code	dimensions mirrors mm	L mm	g	
77401001	65 x 43	310-750	65	1

12920NR-1 Replacement mirror for No 12920N

Code	g	
79401001	39	1

12920NR-2 Stainless steel replacement mirror for No 12920N

Code	g	
79401002	43	1

12921M Telescopic stainless steel mirror

FOD

- unbreakable mirrors made of stainless steel (prevents FOD)
- no bolted joints (prevents FOD)
- rust-proof stainless steel telescopic arm
- universal joint (180° action), self-tensioning
- special plastic handle ensures a firm grip and safe working, resistant to chemicals

Code	size	mm	L mm	g	
77401032	**1 1/4"/32 mm**	∅ 32	171-699	60	1
77401045	**1 3/4" x 2 3/4"/45 x 70 mm**	▭ 45 x 70	178-927	76	1
77401057	**2 1/4"/57 mm**	∅ 57	178-921	70	1

KG8 Print ES DE EN 2019-11-07.indd 313 07.11.2019 10:17:41

12921N Telescopic mirrors

Code	∅ mm	L mm	g	
77401030	**30**	265-705	108	1
77401040	**40**	275-715	115	1
77401050	**50**	285-725	110	1
77401060	**60**	295-735	130	1

12921NR Replacement mirror for 12921N

Code	∅ mm	g	
79401030	**30**	10	1
79401040	**40**	15	1
79401050	**50**	20	1
79401060	**60**	27	1

13120N Telescopic mirror

- illuminated (LED) and with batteries (approx. 150 hours of light)
- for inspecting numerous kinds of joints
- the LED light source can be detached and used as a separate penlight
- the concave mirror provides 5-times magnification
- with non-twisting, oval-section telescopic rod

Code	∅ mm	L mm	g	
77480002	**55**	310-750	235	1

13120R Replacement concave mirror for No 13120N, No 13120-1

Code	∅ mm	g	
79401055	55	22	1

12922E Claw lifter

- with ergonomic handle

Code	∅ mm	L mm	g	
77401103	**6**	540	113	1
77407203	**8**	540	148	1

12965N Safety knife

- blade adjustable by means of slider
- spare blades can be stored inside the handle
- blade changes without tools
- with hanging hole
- ideally suited for cutting card, rubber, leather, wood etc.
- tool body made of cast zinc

Code	L mm	g	
77621001	174	200	1

12965-1 Self-retracting cutter

- with automatic blade retraction
- spare blades can be stored inside the handle
- blade changes without tools
- with hanging hole
- ideally suited for cutting card, rubber, leather, wood etc.
- tool body made of cast zinc

Code	L mm	g	
77621002	174	197	1

12965R Spare blades



- 5 pieces
- for No 12965N, 12965-1

Code	g	
79250001	25	1

12965-2 Snap-off blade cutter 9 mm

- with three 9 mm snap-off blades (one blade fitted, two in the magazine)
- slider with blade-locking function
- includes blade snap-off tool and protective cap
- with stainless steel blade guide
- ideally suited for cutting card, rubber, leather, wood etc.
- tool body made of cast zinc

Code	L mm	g	
77621003	145	60	1

12965-2R Spare blades 9 mm

- 10 pieces
- für No 12965-2

Code	g	
79251003	26	1

12965-3 Snap-off blade cutter 18 mm

- with three 18 mm snap-off blades (one blade fitted, two in the magazine)
- slider with blade-locking function
- automatic blade reloading
- ergonomic design with synthetic caoutchouc inlay
- with stainless steel blade guide and hanging hole
- ideally suited for cutting card, rubber, leather, wood etc.
- tool body made of cast zinc

Code	L mm	g	
77621004	168	249	1

KG8 Print ES DE EN 2019-11-07.indd 314 07.11.2019 10:17:45

12965-3R Spare blades 18 mm

- 10 pieces
- for No 12965-3

Code	g	
79251004	75	10

12967 Wire stripping knife with hooked blade

- for cutting round the outer cable insulation and longitudinal cuts
- accurate, fast and safe stripping of all popular round cables from 4-28 mm ∅
- no damage to the inner conductors thanks to infinitely variable adjustment of the cutting depth

Code	g	
77620010	82	1

12967R Spare blade for No 12967

Code	g	
79250010	2	1

10554 ⊖ EURO voltage tester

- built to conform to the new EN standard
- tested to conform to the currently valid VDE GS standard
- with plastic handle
- AC 125-250 V

Code	a mm	b mm	L mm	g	
77450001	1	3.5	190	37	10

13000-13003 Hooks and picks

NEW

- universally applicable for punching holes in soft materials, fitting and removing small components such as simmerring seals and O-rings, seals, trim strip clips and panelling

Code	No	L mm	Model	g	
77101000	**13000**	155	straight	22	5
77101001	**13001**	155	45°	22	5
77101002	**13002**	155	90°	22	5
77101003	**13003**	155	rounded	24	5

13000/4 Set of hooks and picks

NEW

- Content: No 13000 (straight), 13001 (45°), 13002 (90°), 13003 (round)
- universally applicable for punching holes in soft materials, fitting and removing small components such as simmerring seals and O-rings, seals, trim strip clips and panelling
- in textile bag

Code	L mm	g	
96722802	165	144	1

13009 Split-pin puller

NEW

Code	L mm	g	
77101010	265	138	5

13126-1 LED torch

Ex

- ex-rated for zone 1
- Certifications: SEV 08 ATEX 0164, II 2G Ex e ib IIC T4, II 2D Ex e ibD 21 T98°C
- powerful, extremely durable 2 watt LEDs
- robust, electrically non-conducting, corrosion-proof housing made of ABS/polycarbonate
- high impact resistance and reduced glare thanks to rubber sheathed bezel
- consistently bright beam throughout 80% of the lifetime of the alkaline batteries due to eLED circuitry
- zoom with a twist of the bezel
- rubberised front pushbutton for continuous or momentary action
- waterproof to IP 68 down to 3 m depth of water
- hydrogen scrubber catalyst, polarised battery contacts and 0-psi vent minimize explosive risk from leaking batteries
- battery compartment designed to facilitate rapid battery change
- Brightness: 250 lumen
- Range: 100 m
- Burn time: 5 hrs.
- Batteries: 4 AA/LR06, alkaline, 1.5 V (not supplied)

Code	Dimensions mm	g	
77490011	170 x 40 x 35	79	1

13126-2 LED penlight

Ex

- ex-rated for zone 1
- Certifications: II 2G Ex e ib IIB T4 Gb, II 2D Ex ib IIIC T60°C IP6X Db
- three times brighter than conventional pen torches thanks to powerful LEDs
- bobust, electrically non-conducting, corrosion-proof housing made of ABS/polycarbonate
- high impact resistance and reduced glare thanks to rubber sheathed bezel
- consistently bright beam throughout 80% of the lifetime of the alkaline batteries due to eLED circuitry
- rubberised rear pushbutton for continuous or momentary action
- easy storage due to integrated clip holder close to bezel
- waterproof to IP 68 down to 3 m depth of water
- Brightness: 35 lumen
- Range: 64 m
- Burn time: 3 hrs.
- Batteries: 2 AAA/LR03, alkaline, 1.5 V (not supplied)

Code	Dimensions mm	g	
77490012	132 x 24 x 22	20	1

13126-3 LED headlamp

Ex

- ex-rated for zone 1
- Certifications: SEV 08 ATEX 0163X, II 2G Ex ib IIC T4, II 2D Ex ibD 21 T55°C
- waterproof construction for use in all weather conditions
- three beam modes - white spot, white diffused and red diffused
- high and low power settings
- large-format ON/OFF button can be easily operated even when wearing heavy gloves
- LED torch module can be removed from housing and used as stand-alone portable working torch
- beam adjustable using twist knob - no breakable hinges
- with adjustable, elasticated textile strap
- durable, high-impact construction made of ABS/polycarbonate
- waterproof to IP 68 down to 10 m depth of water
- Brightness: 65 lumen
- Range: 60 m
- Burn time: 13 hrs.
- Batteries: 3 AAA/LR03, alkaline, 1.5 V (not supplied)

Torch module

Code	Dimensions mm	g	
77490013	76 x 38 x 45	81	1

13128 LED torch

- high-end power LED
- fast adjustment of light beam thanks to single-handed zoom action
- switch with textured profile for 2-stage steady light or flash-light function
- designed to facilitate rapid battery change
- convenient belt-mounted holder with Velcro fastener
- Brightness: 320 lumen
- Range: 260 m
- Burn time: 50 hrs.
- Batteries: 4 batteries, AAA/LR03, 1.5 V

Code	Dimensions mm	g	
77490004	130 x 37 x 37	250	1

13130 Tweezers

- straight
- blunt
- finely milled inside
- stainless steel

Code	L mm	g	
77500001	160	26	5

13131 Tweezers

- bent
- blunt
- finely milled inside
- stainless steel

Code	L mm	g	
77510001	155	30	5

13148 Wire cutter

- for cutting cables, brass, copper, aluminium
- strain-free working thanks to comfy-fit 2-component handle with finger rest
- cutting edges made of stainless steel (INOX HRC 56)
- one wavy/saw edge

Code	L mm	g	
75270002	150	93	1

STAHLWILLE
Made in Germany
12935/3
300 CM / 122 INCH
WHITWORTH 55°

9 PULLERS

Standard pullers, pullers
>> Page 322

Counter stays, slide hammers, separating fixtures
>> Page 324

Ball joint separators
>> Page 325

For improved safety.
STAHLWILLE pullers.

Made in Germany

Designed with practical applications in mind, drop forged, precision machined on the latest machine tools, hardened and tempered: the STAHLWILLE puller range offers numerous products for a wide variety of applications. For example, standard pullers, cell terminal pullers, ejectors, counter stays, ball joint pullers and wheel hub pullers. Made, of course, in Germany as premium quality tools.

2 Vs 3

Two- or three-legged pullers?
A three-legged puller is generally preferable to a two-legged one provided there is sufficient space because it distributes the pulling forces more evenly.

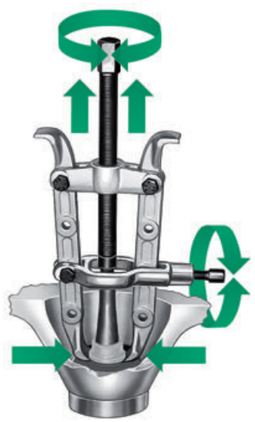

RESILIENT.

Heavy-duty extractor hooks made of oil-hardened chrome vanadium steel with special-purpose access geometry for use in tight spaces. Radii adapted for shafts and axles.

SAFE.

To prevent damage to shafts, the centre is fitted in a freely-swivelling mount.

RELIABLE.

Excellent running characteristics of the thread itself thanks to high-grade hardening and tempering and the special coatings on the thrust spindles.

MORE ROBUST.

High flexural strength thanks to legs with accurately calculated profiles and smooth, milled guides.

POWERFUL.

Smooth running and high force transmission through the nut with its hard-wearing, smooth thread contours.

11050 Standard pullers

- **two-armed**, with sliding permanently parallel extractor hooks, zinc plated
- for extracting gearwheels, ball bearings, pulleys and similar parts from shafts or axles
- for removing ball bearings, bearing outer races and bushes from holes
- hooks can be used as internal or external hooks

Code	size	Clamp. width mm	Clamp. depth mm	Max. loading in t	Max. torque in N·m	g	
71 13 00 11	**1**	25–80	100	4.5	80	999	1
71 13 00 12	**2**	25–130	100	4.5	80	1103	1
71 13 00 13	**3**	50–160	150	6.5	150	2754	1
71 13 00 14	**4**	60–200	150	6.5	150	3085	1
71 13 00 15	**5**	80–250	200	11.0	320	7000	1
71 13 00 16	**6**	80–350	200	11.0	320	8400	1

H 11050 Arms for pullers No 11050/11051

- 1 piece

Code	size	for puller No	g	
79 13 00 11	**1**	11050-1, -2 11051-1, -2	238	1
79 13 00 12	**3**	11050-3, -4 11051-3, -4	602	1
79 13 00 13	**5**	11050-5, -6	1596	1

11053 Standard pullers

- **two-armed**, with swivelling extractor hooks for larger reaches, zinc plated
- for extracting gearwheels, ball bearings, pulleys and similar parts from shafts or axles
- hooks can be used as internal or external hooks
- for internal extraction, simply turn the hooks and spindle round
- the large leverage effect ensures a firm grip on the part to be extracted, whether internal or external

Code	size	Clamp. width mm	Clamp. depth mm	Max. loading in t	Max. torque in N·m	g	
71 15 02 11	**1**	50–300	270	6.0	120	4330	1
71 15 02 12	**2**	50–400	400	6.0	120	6000	1

11051 Standard pullers

- **three-armed**, with sliding permanently parallel extractor hooks, zinc plated
- for extracting gearwheels, ball bearings, pulleys, fan wheels and similar parts from shafts or axles
- for removing ball bearings, bearing outer races and bushes from holes
- hooks can be used as internal or external hooks

Code	size	Clamp. width mm	Clamp. depth mm	Max. loading in t	Max. torque in N·m	g	
71 08 00 11	**1**	25–80	100	5.5	55	1280	1
71 08 00 12	**2**	25–120	100	5.5	55	1422	1
71 08 00 13	**3**	25–160	150	7.0	70	3507	1
71 08 00 14	**4**	25–200	150	7.0	70	3690	1

11054 Pullers

- **three-armed**, with swivelling extractor hooks for larger reaches, zinc plated
- for extracting gearwheels, ball bearings, pulleys and similar parts from shafts or axles
- hooks can be used as internal or external hooks
- for internal extraction, simply turn the hooks and spindle round
- the efficient leverage effect forces the hooks firmly onto the part to be extracted

Code	size	Clamp. width mm	Clamp. depth mm	Max. loading in t	Max. torque in N·m	g	
71 15 03 11	**1**	50–300	270	12.0	220	4990	1
71 15 03 12	**2**	50–400	400	12.0	220	8000	1

11056 Set: Pullers

- consisting of the most common two- and three-armed pullers with two- and three-armed, sliding, parallel extractor hooks
- for extracting gearwheels, ball bearings, pulleys and similar parts from shafts or axles
- hooks can be used as internal or external hooks
- the efficient leverage effect forces the hooks firmly onto the part to be extracted

Code	Clamp. width mm	Clamp. depth mm	g	
96 71 13 11	120	100/200/250	7000	1

KG9 Print ES-DE-EN 2019-11-28.indd 322 28.11.2019 12:41:29

12150 Pullers

- **two-armed** version with swivelling, double-action extractor hooks, zinc plated
- for extracting gearwheels, ball bearings, pulleys and similar parts from shafts or axles
- for removing ball bearings, bearing outer races and bushes from holes
- for internal extraction, simply swivel the hooks and turn the spindle round or just turn the hooks round

Code	size	Clamp. width mm	Clamp. depth mm	Max. loading in t	Max. torque in N·m	g	
71140211	**1**	20–150	80	3.5	50	708	1
71140212	**2**	40–220	130	4.0	60	1675	1

11040 Battery terminal pullers

- **two-armed**, with a self-centring quick-action clamp and automatic feed, zinc plated
- for extracting battery terminal clamps, smaller ball bearings, pulleys etc.
- as force is applied through the spindle, the extractor hooks automatically apply increasing force to the part being extracted
- particularly suited to car electrics, compressed air system repairs and similar applications due to the compact design and small hooks

Code	size	Clamp. width mm	Clamp. depth mm	Max. loading in t	Max. torque in N·m	g	
71120011	**1**	10–60	45	2.5	25	245	1
71120012	**2**	10–70	65	3.0	35	261	1
71120013	**3**	10–100	80	3.5	45	315	1

12152 Three arm pullers

- **three-armed** version with swivelling, double-action extractor hooks, zinc plated
- for extracting gearwheels, ball bearings, pulleys and similar parts from shafts or axles
- for removing ball bearings, bearing outer races and bushes from holes
- for internal extraction, simply swivel the hooks and turn the spindle round or just turn the hooks round

Code	size	Clamp. width mm	Clamp. depth mm	Max. loading in t	Max. torque in N·m	g	
71140311	**1**	20–150	80	4.0	60	920	1
71140312	**2**	40–200	130	4.5	70	2235	1

11042 Battery terminal pullers

- **three-armed**, with a self-centring quick-action clamp and automatic feed, zinc plated
- for extracting battery terminal clamps, smaller ball bearings, pulleys etc.
- as force is applied through the spindle, the extractor hooks automatically apply increasing force to the part being extracted
- particularly suited to car electrics, compressed air system repairs and similar applications due to the compact design and small hooks

Code	size	Clamp. width mm	Clamp. depth mm	Max. loading in t	Max. torque in N·m	g	
71180011	**1**	10–60	45	2.5	25	299	1
71180012	**2**	10–70	65	3.0	35	340	1
71180013	**3**	10–100	80	3.5	45	692	1

11055 Two arm pullers

- **two-armed**, with swivelling extractor hooks and lateral clamp clip, zinc plated
- when the clamp clip is tightened, the claws of the extractor hooks locate under the part to be extracted and lever it free as force is applied before extraction begins
- for extracting gearwheels, ball bearings, pulleys, drop arms and similar parts from shafts or axles
- the clamp clip presses the extractor hooks firmly against the part being extracted

Code	size	Clamp. width mm	Clamp. depth mm	Max. loading in t	Max. torque in N·m	g	
71190011	**1**	20–70	85	5.0	120	1211	1
71190012	**2**	20–100	100	6.0	120	1643	1
71190013	**3**	30–150	150	8.0	150	2907	1

11060 Internal pullers

- for extracting ball bearings, bearing outer races and bushes; zinc plated
- to be used with counter stay No 11061 and slide hammer No 11062
- even bearings which are tight up against the walls are securely gripped due to the excellent clamping effect

Code	size	Clamp. width mm	Max. torque in N·m	g	
71160010	**0**	8–12	30	102	1
71161011	**1**	12–16	30	110	1
71160021	**1a**	16–20	30	116	1
71160012	**2**	20–27	30	131	1
71160013	**3**	27–36	60	365	1
71160015	**5**	36–46	60	385	1
71160016	**6**	46–58	60	558	1
71160017	**7**	58–70	60	612	1
71160018	**8**	70–100	60	1659	1

KG9 Print ES-DE-EN 2019-11-28.indd 323 28.11.2019 12:41:32

11061 Counter stays

- to be used with internal puller No 11060; zinc plated
- insert and open up the internal puller
- screw the spindle of the counter-stay into the internal puller
- extract the workpiece

Code	size	suitable for No 11060	Max.torque in N·m	g	
71170011	**1**	sizes 0-2	30	654	1
71170012	**2**	sizes 3-7	60	1518	1
71170013	**3**	size 8	60	2317	1

11062 Slide hammers

- to be used with internal puller No 11060; zinc plated
- for extracting ball bearings if it is not possible to use puller No 11061 because there is insufficient space



Code	size	suitable for No 11060	g	
71161001	**1**	sizes 0-2	650	1
71161002	**2**	sizes 3; 5	1435	1

12613 Separating fixtures

- zinc plated
- for use with No 12614 of same sizes
- for separating and extracting ball bearings, roller bearings, bushes, wheels and other tightly fitting parts
- applying uniform pulling force to the side bolts will gently separate workpieces; apply puller No 12614
- apply force to pull off

Code	size	Clamp. width mm	Opening mm	Max. loading in t	Max. torque in N·m	g	
71030010	**0**	5–60	60	2.0	30	562	1
71030011	**1**	12–75	75	2.5	40	787	1
71030012	**2**	22–115	115	4.0	70	2020	1
71030013	**3**	30–155	155	5.0	90	3740	1

12614 Pullers

- zinc plated
- for use with No 12613 of same sizes
- for extracting ball bearings, roller bearings, bushes, wheels and other tight fitting parts
- the puller is connected to separator No 12613 to enable the workpiece to be extracted

Code	size	Clamp. width mm	Extraction bolts mm	Max. loading in t	Max. torque in N·m	g	
71040010	**0**	45–110	110	2.0	30	910	1
71040011	**1**	55–140	155	2.5	40	1220	1
71040012	**2**	60–215	200	4.0	70	2802	1
71040013	**3**	85–295	315	5.0	90	6820	1

V 12614 Extensions

- 1 pair, for use with puller No 12614
- extensions for the extraction bolts on the puller for use with longer workpieces

Code	size	for No	L mm	g	
79440011	**1**	12614-0, -1	100	89	1
79440012	**2**	12614-2	150	233	1
79440013	**3**	12614-3	150	743	1

11030 Universal wheel hub pullers

- with three extractor hooks, zinc plated
- for extracting wheel hubs on HGV's and cars up to a hole diameter of 225 mm
- the axially mounted threaded bush enables the workpiece to be freed by gently tapping the end of the spindle

Code	size	Arms	Max. loading in t	Max. torque in N·m	g	
71110013	**1**	3	14.0	280	3566	1
71110015	**2**	5	14.0	280	4568	1

H 11030 Arm for No 11030

- 1 piece

Code	g	
79100010	524	1

KG9 Print ES-DE-EN 2019-11-28.indd 324 28.11.2019 12:41:34

11041 Ball joint separators

- zinc plated
- for forcing out ball pins on vehicles

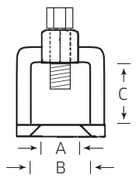

Code	size	A mm	B mm	C mm	Max. torque in N·m	g	
71230011	**1**	18	37	37	50	285	1
71230012	**2**	23	45	45	120	476	1
71230013	**3**	29	55	60	160	910	1
71230014	**4**	39	70	80	280	2024	1

size 1 for passenger vehicles
size 2 for passenger vehicles and vans
size 3 + 4 for trucks

SP 11040-12150 Spindles

Code	No	for puller No	g	
79281011	**SP 11040-1**	11040-1; 11042-1	108	1
79281111	**SP 11040-2**	11040-2; 11042-2	1	1
79281012	**SP 11040-3**	11040-3; 11042-3	66	1
79281019	**SP 11041-1**	11041-1	74	1
79281020	**SP 11041-2**	11041-2	94	1
79281021	**SP 11041-3**	11041-3	360	1
79281022	**SP 11041-4**	11041-4	231	1
79281013	**SP 11050-1**	11050-1, -2; 11051-1, -2; 11056; 12150-1, 12152-1, 12614-0, -1	171	1
79281014	**SP 11050-3**	11050-3, -4; 11051-3, -4; 12614-2	590	1
79281015	**SP 11050-5**	11050-5, -6	1235	1
79281023	**SP 11053-1**	11053-1, -2; 11054-1,-2; 12614-3	876	1
79281016	**SP 11055-1**	11055-1	177	1
79281017	**SP 11055-2**	11055-2	176	1
79281018	**SP 11055-3**	11055-3	592	1
79281034	**SP 12150-2**	12150-2; 12152-2	440	1

12616 Universal ball joint separator

- zinc plated
- DIN/ISO 7803
- for extracting ball-joints on cars and light delivery vans

Code	Fork opening mm	Clear height mm	Max. loading in t	Max. torque in N·m	g	
71050010	18–22	20–50	3.5	70	611	1

12623 Ball joint separator

- zinc plated
- for extracting ball-joints especially on BMW, Fiat, Ford, Mercedes-Benz, Nissan, Opel, Toyota, VW/Audi and Volvo cars

Code	Fork opening mm	Clear height mm	Max. loading in t	Max. torque in N·m	g	
71050011	20	12–50	3.5	40	1284	1

12623-1 Ball joint separator

- zinc plated
- for vehicles with aluminium chassis
- for extracting ball-joints, especially on Audi A6 and A8 after model year 1999 and for other vehicles with limited work space

Code	Fork opening mm	Clear height mm	Max. loading in t	Max. torque in N·m	g	
71050012	24	60–80	3.5	40	1577	1

12623-3 Ball joint separator

- zinc plated
- on heavy goods vehicles, buses and construction site vehicles

Code	Fork opening mm	Clear height mm	Max. loading in t	Max. torque in N·m	g	
71050014	35–45	115	20	200	2900	1

12623-4 Ball joint separator

- zinc plated
- on medium-sized and heavy HGV's, buses and construction site and other special vehicles

Code	Fork opening mm	Clear height mm	Max. loading in t	Max. torque in N·m	g	
71050015	27–36	90	10	100	2790	1

KG9 Print ES-DE-EN 2019-11-28.indd 325 28.11.2019 12:41:36

STAHLWILLE
11095/ 13
.040
1,00mm
.016
0,40mm
.020
0,50mm
.024
0,60mm
.028
0,70mm
Made in Germany

10 SPECIAL AUTOMOTIVE TOOLS

KABELEX® tools and sets
>> Page 330

Car body repair tools
>> Page 334

Tools for vehicle doors
>> Page 337

Tools for fitting/removing vehicle glass
>> Page 337

Workshop sets
>> Page 339

Special tools for cars
>> Page 353

Special tools for HGVs
>> Page 369

The right solution is always on hand.
STAHLWILLE special-purpose tools for the automotive industry.

Made in Germany

Together with leading automotive manufacturers, STAHLWILLE develops special-purpose tools and brand-specific tool compilations. Continuous new and further developments of tools ensure that production and workshops always have high-quality and well thought-out tool solutions at hand.

VERSATILE.

Tool assortments specially designed for individual vehicle marques guarantee optimised, efficient work processes. Whether in the workshop, in production or on the racetrack – application engineers appreciate the advantages of STAHLWILLE special automotive tools.

KG10 Print ES DE EN 2019-12-02.indd 328 02.12.2019 09:37:06

INDIVIDUAL.

STAHLWILLE's KABELEX® range. More than 30 different tools to release cable connectors quickly and easily – without cutting them off, which saves time and money. Available as single tools, individually combined sets or special sets for certain vehicle marques.

SAFE.

Twin suction lifters made by STAHLWILLE and the three-component glass removal set ensure that windscreens and other car glass panes are easily and safely removed, fitted and transported.

POWERFUL.

It would be hard to imagine garage and production environments without compressed air tools. Hardly surprising, then, that STAHLWILLE offer such a wide range of tried-and-tested, job-specific sockets.

EFFICIENT.

Often enough, corroded or seized parts – like glow-plugs – slow down repair and servicing jobs. STAHLWILLE's glow-plug socket pliers make it that much easier to remove and refit these connectors, even in hard-to-reach places.

Plug system	Tools	Private cars											Lorries				Contact size mm	No
		BMW	Fiat	Ford	Mazda	Mercedes-Benz	Opel	PSA	Renault	Volvo	VW/Audi Seat/Skoda Porsche		MAN	Mercedes-Benz	Scania	Volvo		
Round plug systems/ crimp-contacts (The complete tool consists of ejection tool with bush)		●	●			●	●			●	●		●	●		●	∅ 1,5	1501 + 1511
		●	●			●	●			●	●		●	●		●	∅ 3,5	1502 + 1512
													●	●	●	●	∅ 4 ABS	1503 + 1513, 1523
		●				●	●										∅ 2,5	1504 + 1514
			●			●	●	●									∅ 2,3	1505 + 1515
													●	●			∅ 4	1506 + 1516
Round plug systems/ soldered contacts			●	●	●												∅ 1,5 pin contact	1575
						●											∅ 4	1584
			●			●											∅ 2,5	1585
Flat plug systems with 2 or more locking tongues Crimp contacts		●		●		●	●	●	●		●		●				2,8	1551
		●	●	●			●	●	●		●		●				5,8	1552
						●	●	●	●	●	●						1,6	1556
						●					●						9,5 Maxi Power Timer-contacts	1559
							●										2,8 Ducon	1565
							●										1,5 Ducon	1566
													●				VKR box contact	1577
													●			●	MKR/MKS-contacts	1577-1
		●				●											SLK-contacts (primary)	1578K-1
		●				●											SLK-contacts 97 (primary+secundary)	1578K-2
		●				●											LSK-contacts	1589K
						●											1,65 E 95	1587
		●	●	●		●	●	●	●	●	●		●	●	●	●	2,8/5,8 Junior Power Timer-contacts Standard Power Timer-contacts	1591
Flat plug systems with 2 locking tongues asymmetrical Crimp contacts											●						0,64 MQS asymmetrically	1556-1
											●		●				2,8	1557
											●						4,8	1558
Flat plug systems with 1 locking tongue Crimp contacts		●	●	●	●	●	●	●	●	●	●		●				2,8/5,8	1553
		●						●	●	●							2,8	1554
		●						●	●								5,8	1555
		●	●	●	●	●	●	●	●	●	●		●	●	●	●	Several Pid-Pod	1562
								●									0,8 Ducon	1563
							●										1,5 Ducon	1564
			●	●	●		●	●	●		●						1,6 Without box	1574
													●				2,8	1576

KG10 Print ES DE EN 2019-12-02.indd 330 02.12.2019 09:37:15



STAHLWILLE KABELEX® Protect
For workshops and cable configuration

- bicoloured handle:
  - with locking blade cover, to protect the fine blade and guard against injury
  - easier to handle for fine and intricate work on miniature connectors
- releases cable connectors quickly and easily without cutting them off – saves time and money
- also available in carefully selected sets
- over 30 different cable extractors available
- blades made of extremely tough and durable chrome vanadium and special spring steel

1501–1506 Ejection tools KABELEX®

- for round snap-in receptacles, including dismantling sleeve

Code	No	for contact sizes ∅ mm	g	
96746230	**1501 + 1511 (e.g. BMW, Mercedes-Benz, Fiat, MAN, Opel, Porsche, Seat, Skoda, VW/Audi)**	1.5	45	1
96746231	**1502 + 1512 (e.g. BMW, Mercedes-Benz, Fiat, MAN, Opel, Porsche, Seat, Skoda, VW/Audi)**	3.5	59	1
96746232	**1503 + 1513 for ABS (lorries) please order corresponding assembly sleeve No 1523 (e.g. Mercedes-Benz, MAN, Scania) separately**	4.0	79	1
96746233	**1504 + 1514 (e.g. BMW, Mercedes-Benz, Opel)**	2.5	60	1
96746234	**1505 + 1515 (e.g. Ford, Opel, PSA, Renault)**	2.3	46	1
96746235	**1506 + 1516 (e.g. Mercedes-Benz trucks, MAN, Scania)**	4.0	72	1

1511–1516 Dismantling sleeves KABELEX®

Code	No	for contact sizes ∅ mm	L mm	inside ∅ mm	outside ∅ mm	g	
78600001	**1511 for No 1501**	1.5	30	2.9	3.3	1	10
78600002	**1512 for No 1502**	3.5	30	4.4	5.0	1	10
78600003	**1513 for No 1503**	4.0	45	6.0	6.5	2	10
78600004	**1514 for No 1504**	2.5	30	4.0	4.4	1	10
78600005	**1515 for No 1505**	2.3	35	3.0	3.3	8	10
78600006	**1516 for No 1506 (for 4.0 mm MOLEX-contacts)**	4.0	35	5.6	6.0	1	10

1523 Assembly sleeve KABELEX® ABS

- for No 1503

Code	for contact sizes ∅ mm	L mm	inside ∅ mm	outside ∅ mm	g	
78610001	4.0	50	4.0	6.5	5	3

1551/1552 Cable extractor tools KABELEX®

- for flat snap-in receptacles, e.g. BMW, Ford, Opel, Porsche, Seat, Skoda, VW/Audi

Code	No	for contact sizes ▭ mm	g	
74620001	**1551**	2.8	19	1
74640002	**1552**	5.8	19	1

1553–1555 Cable extractor tools KABELEX®

- for flat plug-in sockets locked in terminals with single release channel

Code	No	for contact sizes ▭ mm	g	
74620003	**1553 (e.g. BMW, Mercedes-Benz, Ford, MAN, Opel, Porsche, PSA, Renault, Seat, Skoda, VW/Audi)**	2.8; 5.8	16	1
74620004	**1554 (e.g. BMW, PSA, Renault)**	2.8	16	1
74620005	**1555 (e.g. BMW)**	5.8	16	1

1556 Cable extractor tool KABELEX®

- for flat plug-in sockets, Micro Timer II, III contacts, e.g. Mercedes-Benz, Opel, Porsche, PSA, Renault, Saab, Seat, Skoda, VW/Audi

Code	for contact sizes ▭ mm	g	
74620006	1.6	17	1

KG10 Print ES DE EN 2019-12-02.indd 331 02.12.2019 09:37:17

1556-1 Cable extractor tool KABELEX®

- for flat plug-in sockets with asymmetrically positioned latches in terminals with two release, channels, Seat, Skoda, VW/Audi

Code	for contact sizes ▭ mm	g	
74612006	0.64	19	1

1557/1558 Cable extractor tools KABELEX®

- for flat plug-in sockets with asymmetrically positioned latches in terminals with two release channels, Seat, Skoda, VW/Audi

Code	No	for contact sizes ▭ mm	g	
74620007	**1557**	2.8	21	1
74620008	**1558**	4.8	22	1

1559 Cable extractor tool KABELEX®

- for flat plug-in sockets, Maxi Power Timer contacts, Mercedes-Benz, VW/Audi

Code	for contact sizes ▭ mm	g	
74620009	9.5	39	1

1562 Cable extractor tool KABELEX®

- for flat plug-in sockets, Pit-Pod contacts, all vehicle makes

Code	for contact sizes ▭ mm	g	
74620012	diverse	25	1

1574 Cable extractor tool KABELEX®

- for flat plug-in sockets, Micro-Timer I contacts and ABS plug-in housing, Fiat, Ford, Mazda, Opel, PSA, Renault, Saab, VW/Audi

Code	for contact sizes ▭ mm	g	
74620024	1.6	15	1

1575 Cable extractor tool KABELEX®

- for round soldered pin contacts, Ford, for flat plug-in sockets (retention by locking device on terminal), Fiat, Mazda, Toyota

Code	for contact sizes ∅ mm	for contact sizes ▭ mm	g	
74620025	1.5	2.8; 5.8	15	1

1576 Cable extractor tool KABELEX®

- for flat plug-in sockets with single latch (flat plug without box), e.g. MAN

Code	for contact sizes ▭ mm	g	
74620026	2.8	18	1

1577 Cable extractor tool KABELEX®

- for flat plug-in sockets, VKR Box contacts, e.g. MAN

Code	g	
74620027	49	1

1577-1 Cable extractor tool KABELEX®

- for flat plug-in sockets, MKR/MKS contacts, e.g. MAN/Volvo

Code	for contact sizes ▭ mm	g	
74615027	1.5	23	1

1578K-1 Cable extractor tool KABELEX®

- for flat plug-in sockets, SLK contacts (primary), e.g. BMW, Mercedes-Benz

Code	for contact sizes ▭ mm	g	
74610028	2.8	35	1

1578K-2 Cable extractor tool KABELEX®

- for flat plug-in sockets, SLK contacts 97 (primary, secondary), e.g. BMW, Mercedes-Benz

Code	for contact sizes ▭ mm	g	
74612028	2.8	35	1

1584/1585 Cable extractor tools KABELEX®

- for round soldered contacts, Mercedes-Benz

Code	No	for contact sizes ∅ mm	g	
74620034	**1584**	4.0	13	1
74620035	**1585**	2.5	11	1

KG10 Print ES DE EN 2019-12-02.indd 332 02.12.2019 09:37:20

1587 Cable extractor tool KABELEX®

- for flat plug-in sockets, E-95 contacts, Mercedes-Benz

Code	for contact sizes ▭ mm	g	
74620037	1.65	23	1

1589K Cable extractor tool KABELEX®

- for flat plug-in sockets, LSK contacts, e.g. BMW, Mercedes-Benz

Code	for contact sizes ▭ mm	g	
74610039	8	45	1

1700 MAN/ Volvo Tool set KABELEX®

- for MAN/Volvo, Mercedes-Benz trucks

Content 14 pieces:
No 1501, 1502, 1503, 1506: ejection tools for contact sizes ∅ 1.5; 3.5; 4.0 (ABS) and 4.0 mm
No 1511, 1512, 1513, 1516: dismantling sleeves for contact sizes ∅ 1.5; 3.5; 4.0 (ABS) and 4.0 mm
No 1523: assembly sleeve (ABS)
No 1553, 1591: cable extractor tools for contact sizes ▭ 2.8 and 5.8 mm
No 1576: cable extractor tool for flat plugs without box ▭ 2.8 mm
No 1577: cable extractor tool for VKR Box contacts ▭
No 1577-1: cable extractor tools for MKR/MKS contacts ▭ 1.5 mm

Code	g	
96747208	1300	1

1560 Tool set KABELEX®

- for round plug connections (incl. ABS)

Content 10 pieces:
1 each No 1501: ejection tool for contact sizes ∅ 1.5 mm
1 each No 1502: ejection tool for contact sizes ∅ 3.5 mm
1 each No 1503: ejection tool for contact sizes ∅ 4.0 mm
assembly or dismantling sleeve (ABS)
2 each No 1511: dismantling sleeves for contact sizes ∅ 1.5 mm (1 each mounted)
2 each No 1512: dismantling sleeves for contact sizes ∅ 3.5 mm (1 each mounted)
2 each No 1513: dismantling sleeves for contact sizes ∅ 4.0 mm (1 each mounted)
1 each No 1523: assembly sleeve (ABS)

Code	g	
96747201	560	1

1591 Cable extractor tool KABELEX®

- for flat plug-in sockets in terminals with two release channels, Junior Power Timer contacts, Standard Power Timer contacts, e.g. BMW, Mercedes-Benz, Fiat, Ford, MAN, Opel, PSA, Renault, Saab, VW/Audi

Code	for contact sizes ▭ mm	g	
74620041	2.8; 5.8	25	1

1570/2 Universal set KABELEX®

Content 12 pieces:
No 1501, 1502, 1505: ejection tools for contact sizes ∅ 1.5; 3.5; 2.3 mm
No 1511, 1512, 1515: dismantling sleeves for contact sizes ∅ 1.5; 3.5; 2.3 mm
No 1553: cable extractor tool for plugs with one release channel ▭ 2.8 and 5.8 mm
No 1556: cable extractor tool for Micro-Timer II, III contacts ▭ 1.6 mm
No 1559: cable extractor tool for Maxi-Power Timer contacts ▭ 9.5 mm
No 1562: cable extractor tool for Pit-Pod contacts
No 1574: cable extractor tool for Micro-Timer I contacts and ABS plug-in housing ▭ 1.6 mm
No 1591: cable extractor tool for plugs with two release channels ▭ 2.8 and 5.8 mm

Code	g	
96747304	1230	1

STAHLWILLE KABELEX®.
The specialists.

Efficiency in the workplace – when it pays to be competitive, removing cables on vehicles safely and quickly gives you that advantage. This is why STAHLWILLE offers over 30 different cable removing tools for cars. The fine but highly resilient blades are made of chrome vanadium and special spring steel.

KG10 Print ES DE EN 2019-12-02.indd 333 02.12.2019 09:37:22

Car body repair tools and pullers

10775 Dinging hammer

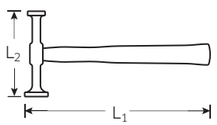

Code	∅ mm	L1 mm	L2 mm	g	
70130002	30/40	300	155	516	2

10776 Special planishing hammer

- large extra thin faces
- square face chequered

Code	∅ mm	□ mm	L1 mm	L2 mm	g	
70130010	46	40	320	115	521	2

10780 Planishing hammer

- short

Code	∅ mm	□ mm	L1 mm	L2 mm	g	
70130003	32	25	300	100	346	2

10785 Planishing hammer

- short
- round face chequered

Code	∅ mm	□ mm	L1 mm	L2 mm	g	
70130004	40	35	300	96	484	2

10790 Pecking hammer

- with round face and ball pein

Code	∅ mm	L1 mm	L2 mm	g	
70130005	18/41	300	158	479	2

10795 Pecking hammer

- with round face and acorn shaped pein

Code	∅ mm	L1 mm	L2 mm	g	
70130006	20/41	300	160	461	2

10800 Pecking hammer

- short
- round flat face and pointed pein

Code	∅ mm	L1 mm	L2 mm	g	
70130007	35	300	135	357	2

10805 Pecking hammer

- round flat face
- oblong, thin pein, approx. 1 mm thick

Code	∅ mm	L1 mm	L2 mm	g	
70130008	40	300	160	446	2

10806 Pecking hammer

- extra large thin face and pein

Code	∅ mm	L1 mm	L2 mm	g	
70130011	40	300	135	764	2

10811 Planishing and grooving hammer

Code	∅ mm	▭ mm	L1 mm	L2 mm	g	
70130012	30	36 x 10	320	160	545	2

10812 Planishing and grooving hammer



Code	∅ mm	▭ mm	L1 mm	L2 mm	g	
70130013	30	25 x 5	300	115	344	2

KG10 Print ES DE EN 2019-12-02.indd 334 02.12.2019 09:37:28

10835 Wedge dolly

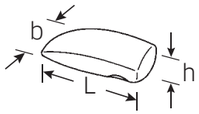

Code	L mm	b mm	h mm	g	
70210002	130	55	32	958	1

10841 Thin dolly

Code	L mm	b mm	h mm	g	
70210005	107	66	28	984	1

10842 Diabolo dolly

Code	∅ mm	h mm	g	
70210006	57	60	658	1

10845 Toe dolly

Code	L mm	b mm	h mm	g	
70210008	120	55	22	770	1

10855 Universal anvil dolly

Code	L mm	b mm	h mm	g	
70210010	70/60	50/45	58	1110	1

10861 Toe dolly

- chequered surface

Code	L mm	b mm	h mm	g	
70210014	120	55	30	1033	1

10865 Heel dolly

Code	L mm	b mm	h mm	g	
70210012	80	60	35	1070	1

10880 Bumping spoon

Code	L_1 mm	L_2 mm	g	
70220001	460	200	1866	1

L_1 = length overall, L_2 = working length

10885 Bumping spoon

Code	L mm	g	
70220002	500	2210	1

10890 Body spoon

Code	L_1 mm	L_2 mm	g	
70220003	270	130	552	1

L_1 = length overall, L_2 = working length

10895 Body spoon

Code	L_1 mm	L_2 mm	g	
70220004	390	200	1035	1

L_1 = length overall, L_2 = working length

10905 Body file holder

- with coarse blade

Code	L mm	b mm	h mm	g	
72160000	365	35	110	765	2

L = Length, b = Width, h = Height

11005 Pry bar

- head and point polished

Code	L mm	∅ mm	g	
72090000	400	14	477	6

11006 Lever bar

- special steel
- bright nickel-plated

Code	L mm	b mm	g	
72090002	400	14	498	6

11007 Lever bar

- special steel
- bright nickel-plated

Code	L mm	b mm	g	
72090003	400	17	641	6

10923 Body file holder

- from beech wood
- for flat blades

Code	L mm	g	
72200002	530	302	1

10906-10916 Spare blades for No 10905 and No 10923

Code	No	shape	teeth per inch	L mm	g	
79060001	**10906**	fine, radial cut	15	350	321	10
79060002	**10907**	medium, radial cut	12	350	286	10
79060003	**10908**	coarse, radial cut	9	350	279	10
79060012	**10915**	medium, angled cut	12	350	282	10
79060013	**10916**	coarse, angled cut	9	350	252	10

10922 Body file holder

- from beech wood
- for half round radius file blades

Code	L mm	g	
72200001	530	255	1

10921 File blade for No 10922

- coarse
- without swarf breaker
- half round
- radial cut

Code	teeth per inch	L mm	g	
79060004	9	350	216	5

12752 Tin snips

- lever action
- spring-assisted for self-opening action
- heavy duty cutting: sheet steel up to 1.8 mm or stainless steel sheet up to 1.2 mm

Code	shape	L mm	L "	g	
75230001	**L**	260	10 1/2	532	1
75230002	**R**	260	10 1/2	595	1

L = left hand cutting
R = right hand cutting

12753 Tin snips

- lever action
- spring-assisted for self-opening action
- heavy duty cutting: sheet steel sheet up to 1.8 mm or stainless steel sheet up to 1.2 mm

Code	shape	L mm	L "	g	
75240001	**L**	260	10 1/2	473	1
75240002	**R**	260	10 1/2	473	1

L = left hand cutting
R = right hand cutting

12727 Spot weld milling cutter

- HSSE steel
- for spot-weld removal on car body or sheet metal construction
- replaceable milling cutter size ∅ 10 mm
- cutting depth adjustment by set screw
- avoids distortion damage to sheet metal

Code	L mm	g	
72260001	72	19	5

12728 Replacement milling cutter

Code	L mm	g	
79260001	13	4	10

12729/12730 Spot weld drills

- for clean, burr-free removal of spot-weld
- self-cutting centre point avoids running off spot weld
- can be reground

Code	No	∅ mm	g	
72270007	**12729**	7	18	5
72270008	**12730**	8	30	5

KG10 Print ES DE EN 2019-12-02.indd 336 02.12.2019 09:37:38

Tools for vehicle doors

12770 Lever bar

- powder coated for improved slide effect
- for removal of doors trims in cars

Code	L mm	g	
74593101	260	168	5

12770/3 Plastic lever bar

- for removing trim and rubbing strips of all kinds on bodywork and around windscreens, rear and side windows
- the broad area of contact prevents damage such as scratching of painted surfaces, deformation of strips and damage of glass

Code	L mm	g	
74590003	300	209	1

12770/2 Lever bar

- for levering off fragile caps, decorative trim (strips and rings), switches, rubber or fabric trim without damaging them
- finely honed, rounded edges ensure the vehicle paintwork and surrounding materials are not damaged or scratched

Code	L mm	g	
74593102	185	20	1

Tools for fitting/removing vehicle glass

10352 Two double suction lifters

- suction cap ∅ 120 mm
- mechanical action with safety lock
- special ABS-plastic
- oil and acid resistant
- with belt slots in the handles
- carrying capacity 60 kg

Code	g	
74280001	1405	1

10350N Windscreen replacement set VERITRAC

Content 5 pieces:
1 guide handle; 1 draw handle;
1 coil cutting wire (50 m);
2 double suction lifters

Code	g	
98742711	1760	1

10352/1 Double suction lifter

- suction cap ∅ 120 mm
- mechanical action with safety lock
- special ABS-plastic
- oil and acid resistant
- with belt slots in the handles
- carrying capacity 30 kg

Code	g	
74280005	670	1

10351/1 Draw handle

- for drawing cutting wire through adhesive seal

Code	g	
74270001	90	1

SD10351N Spare cutting wire

- steel wire ∅ 0.6 mm
- easy wire removal without the rest unrolling

Code	L m	g	
79270011	50	170	1

10351N Windscreen removal set VERITRAC

- as 10350N, but without double suction lifters

Code	g	
96742711	458	1

10351/2 Guide handle

- for fixing and clamping cutting wire inside vehicle

Code	g	
74270002	195	1

10351/3 Guide handle

- for fixing and clamping cutting wire inside vehicle
- extra long extension makes it especially suited to recessed glass

Code	g	
74270006	190	1

1474/2 Wire insert awl

- for feeding or pulling cutting wire through hardened adhesive

Code	g	
78033102	69	1

12718 Flat scraper

- for removing residues of sealant and adhesive

Code	L mm	g	
72033101	265	164	5

10356 Scraper

- for removing residues of adhesive and stickers from vehicle glass
- blade 40 mm wide, 0.3 mm thick, interchangeable with cover

Code	Length mm	Width mm	g	
74270005	165	40	85	1

10356R Spare blades

- 10 pieces

Code	g	
79270015	52	1

12749 Scraper with reversible tungsten steel blade

- for removing residues of adhesive and stickers from vehicle glass
- can also be used for scraping metal and seals

Code	L mm	g	
72313101	460	458	1

12749R Spare blade

- for scraper No 12749

Code	g	
79310001	19	1

10354 Tension strap with ratchet

- for clamping and fixing freshly fitted vehicle glass
- synthetic webbing

Code	Length mm	Width mm	lifting power daN	g	
74270003	4500	25	800	310	1

10355 Wire insert probe

- for threading cutting wire through hardened adhesive
- 2.5 mm steel tubing
- with brass handle

Code	g	
74270004	115	1

KG10 Print ES DE EN 2019-12-02.indd 338 02.12.2019 09:37:51

Workshop sets

806/10 Tool set

- 99 tools, in plastic inlays (modular system see page 46–56)
- 9x1/3 and 1x3/3 inlays for 4 drawers (No 98VA for 2 drawers)
- suitable for workbench No WB620, tool trolleys No 90, 95, 95VA, 98VA, magazine case No 920 and wheely box No 922N

Code	kg
98830001	13.8


96838126

96838127

96838128

96838110

96838112

96838113

96838121

96838123

96838125

96838237

96838126	No	Content
	10	6 x 7; 8 x 9; 10 x 11; 12 x 13; 14 x 15; 16 x 17; 18 x 19; 20 x 22; 24 x 27; 30 x 32 mm

96838127	No	Content
	13	6; 7; 8; 9; 10; 11; 12; 13; 14; 15 mm

96838128	No	Content
	13	16; 17; 18; 19; 20; 21; 22; 24 mm

96838110	No	Content
	40	1/4" O 5.5; 6; 7; 8; 9; 10; 11; 12; 13; 14 mm
	400	1/4" ■ 150 mm
	404	1/4" ■ 116 mm
	405/2	1/4" ■ O 54 mm
	405/6	1/4" ■ O 150 mm
	407	1/4" ■ O 38 mm
	412	1/4" O O
	415	1/4" ■
	10760CV	1.5; 2; 2.5; 3; 4; 5; 6; 8; 10; 12 mm

96838112	No	Content
	52	1/2" O 10; 11; 12; 13; 14; 15; 16; 17; 18; 19; 20; 21; 22; 24; 27; 30; 32 mm

96838113	No	Content
	506	1/2" ■ 300 mm
	509/2	1/2" ■ O 52 mm
	509/5	1/2" ■ O 130 mm
	509/10	1/2" ■ O 255 mm
	510	1/2" ■ O 71 mm
	512	1/2" ■

96838121	No	Content
	65015180	180 mm
	65295200	200 mm
	65434002	J2 180 mm
	65454002	A2 180 mm
	65516240	240 mm
	65642250	250 mm
	66025160	160 mm

96838123	No	Content
	102	175 mm
	108	150 x 6; 175 x 6 mm
	109	size 6; 100 x 3.4 mm

96838125	No	Content
	10956	⌀ 35 mm
	10961	500 g

96838237	No	Content
	4620	size 1 (0.6 x 3.5 x 75 mm) size 2 (0.8 x 4.0 x 100 mm) size 3 (1.0 x 5.5 x 125 mm) size 4 (1.2 x 6.5 x 150 mm) size 5 (1.6 x 8.0 x 175 mm)
	4630	PH1; PH2; PH3

KG10 Print ES DE EN 2019-12-02.indd 339 02.12.2019 09:37:57

806/9 TCS TCS tool set

- 98 tools, in TCS inlays (Tool Control System see page 57–79)
- 7x1/3, 1x2/3 and 1x3/3 inlays for 4 drawers (No 98VA for 2 drawers)
- suitable for workbench No WB620,
  tool trolleys No 90, 95, 95VA, 98VA;
  magazine case No 920 and wheely box No 922N

Code	kg
98830004	13.2

96838175


96838176

96838177


96838278


96838179

96838180

96838181

96838183

96838182

96838175	No	Content
	506	1/2" ■ 300 mm
	509/2	1/2" ■ O 52 mm
	509/5	1/2" ■ O 130 mm
	509/10	1/2" ■ O 255 mm
	510	1/2" ■ O 71 mm
	512	1/2" ■

96838176	No	Content
	40	1/4" O 5.5; 6; 7; 8; 9; 10; 11; 12; 13; 14 mm
	400	1/4" ■ 150 mm
	404	1/4" ■ 116 mm
	405/2	1/4" ■ O 54 mm
	405/6	1/4" ■ O 150 mm

96838176	No	Content
	407	1/4" ■ O 38 mm
	412	1/4" O O
	415	1/4" ■
	10760CV	1.5; 2; 2.5; 3; 4; 5; 6; 8; 10; 12 mm

96838177	No	Content
	52	1/2" O 10; 11; 12; 13; 14; 15; 16; 17; 18; 19; 20; 21; 22; 24; 27; 30; 32 mm

96838278	No	Content
	4620	size 1 (0.6 x 3.5 x 75 mm) size 2 (0.8 x 4.0 x 100 mm) size 3 (1.0 x 5.5 x 125 mm) size 4 (1.2 x 6.5 x 150 mm)
	4630	PH1; PH2; PH3

96838179	No	Content
	65015180	180 mm
	65295200	200 mm
	65516240	240 mm
	66025160	160 mm

96838180	No	Content
	65434002	J2 180 mm
	65454002	A2 180 mm
	65642250	250 mm

96838181	No	Content
	102	175 mm
	108	150 x 6; 175 x 6 mm
	109	size 6 (100 x 3.4 mm)
	10956	∅ 35 mm
	10961	500 g

96838182	No	Content
	10	6 x 7; 8 x 9; 10 x 11; 12 x 13; 14 x 15; 16 x 17; 18 x 19; 20 x 22; 24 x 27; 30 x 32 mm

96838183	No	Content
	13	6; 7; 8; 9; 10; 11; 12; 13; 14; 15; 16; 17; 18; 19; 20; 21; 22; 24 mm

KG10 Print ES DE EN 2019-12-02.indd 340 02.12.2019 09:38:05

2500 TCS — Workshop set for BMW vehicles

TCS

- 283 tools, in TCS inlays (Tool Control System see page 57–79)
- 7x1/3, 1x2/3 and 4x3/3 inlays for 7 drawers (No 98VA for 3.5 drawers)

Code	kg
97830600	27

96838192

96830679

96830605

96830602

96830603

96838177


96830607

96830706


96830608


96830622

96830604

96830609

96838192	No	Content
	20	6 x 7; 8 x 9; 10 x 11; 12 x 13; 14 x 15; 16 x 17; 18 x 21; 19 x 22 mm

96830679	No	Content
	40	1/4" O 3; 5; 5.5; 6; 7; 8; 9; 10; 11; 12; 13; 14 mm

96830679	No	Content
	40L	1/4" O 4; 4.5; 5; 5.5; 6; 7; 8; 9; 10; 11; 12; 13 mm
	41K	1/4" O, ⊖ 0.6 x 3.5; 1.0 x 5.5; 1.2 x 8 mm
	44K	1/4" O, ⬢ 3; 4; 5; 6; 8 mm
	44P	1/4" O, ⊕ PH1; PH2; PH3; PH4
	400	1/4" ■ 150 mm
	404	1/4" ■ 116 mm
	405/2	1/4" ■ O 54 mm
	405/4	1/4" ■ O 100 mm
	405/6	1/4" ■ O 150 mm
	407	1/4" ■ O 38 mm
	409	3/8" ■ 1/4" O
	412	1/4" O O
	415	1/4" ■
	736/40	5/16" O, ■ D8
	1435	size T55

96830605	No	Content
	10	6 x 7; 8 x 9; 10 x 11; 12 x 13; 14 x 15; 16 x 17; 18 x 19; 20 x 22; 21 x 24 mm
	13	6; 7; 8; 9; 10; 11; 12; 13; 14; 15; 16; 17; 18; 19; 21; 22; 24; 27; 30; 32 mm
	24	10 x 11 mm

96830602	No	Content
	46	3/8" O 10; 11; 12; 13 mm
	47	3/8" O 10; 11; 12; 13; 14; 15; 16 mm
	1049	3/8" O 9 mm
	49X	3/8" O sizes M6; M8; M10
	427/3	3/8" ■ O 76 mm
	427/5	3/8" ■ O 125 mm
	427/10	3/8" ■ O 240 mm
	428	3/8" ■ O 46 mm
	431	1/4" ■ 3/8" O
	432	1/2" ■ 3/8" O
	435	3/8" ■
	452QR	3/8" ■
	456	3/8" O 7; 8; 9; 10; 11; 12; 13; 14; 15; 16; 17; 18; 19; 20; 21; 22 mm

96830603	No	Content
	506	1/2" ■ 300 mm
	509/2	1/2" ■ O 52 mm
	509/5	1/2" ■ O 130 mm
	509/10	1/2" ■ O 255 mm (2x)
	510	1/2" ■ O 71 mm
	512	1/2" ■
	513	3/8" ■ 1/2" O
	514	3/4" ■ 1/2" O

96838177	No	Content
	52	1/2" O 10; 11; 12; 13; 14; 15; 16; 17; 18; 19; 20; 21; 22; 24; 27; 30; 32 mm

96830607	No	Content
	21TX	sizes E6 x E8; E10 x E12; E14 x E18; E20 x E24
	40TX	1/4" O sizes E4; E5; E6; E7; E8

Continuation see next page

96830607	No	Content
	44KTXB	1/4" O sizes T10; T15; T20; T25; T27; T30; T40
	409M	3/8" ■ 1/4" O
	415B	1/4" O
	3115/1	1/4" ■ ⬢
	45TX	3/8" O sizes E10; E12; E14
	47TX	3/8" O sizes E8; E10
	49TX	3/8" O size T40
	50TX	1/2" O sizes E11; E16; E18; E20; E24
	54TX **54TXB**	1/2" O sizes T45; T50; T55; T60 1/2" O sizes T30; T40; T45; T50
	PZ 1221 **PZ 1222** **PZ 1223**	PZ1 PZ2 PZ3
	1410 **1411** **1412** **1413** **1427**	size T6 size T7 size T8 size T9 size T25 (65 mm)
	1440 **1441** **1442** **1443** **1444** **1445** **1446**	size T10 size T15 size T20 size T25 size T27 size T30 size T40
	4856	sizes T6; T7; T8; T9; T10; T15; T20; T25; T27; T30
	10766/9	sizes T8; T9; T10; T15; T20; T25; T27; T30; T40
		TORX® controller

96830706	No	Content
	4628	size 1 (0.4 x 2.5 x 60 mm)
	4724	size 2 (1.0 x 5.5 x 25 mm)
	4734 **4744**	PH2 PZ1
	4820	size 0.6 x 3.5 x 75 mm size 0.8 x 4.0 x 100 mm size 1.2 x 6.5 x 150 mm size 1.6 x 10.0 x 200 mm size 2.0 x 12.0 x 250 mm
	4830 **4840**	PH1; PH2; PH3 PZ1
	7756	
	10767/9	1.5; 2; 2.5; 3; 4; 5; 6; 8; 10 mm
	12922E	∅ 6 mm

96830608	No	Content
	65434002	J2 180 mm
	65444021	J21 170 mm
	65454002	A2 180 mm
	65464021	A21 170 mm

96830622	No	Content
	65015180	180 mm
	65295200	200 mm
	65726240	240 mm
	66025160	160 mm

96830604	No	Content
	49	3/8" O 5; 6; 7 mm
	54	1/2" O 8; 10; 12; 14; 17 mm
	2309K	1/2" O 17; 19 mm
	12506	6; 7 mm

96830609	No	Content
	102	200 mm
	103	150 mm
	105	120 x 10 mm
	108	150 x 3; 150 x 4; 150 x 5; 150 x 6; 150 x 8 mm
	10959	∅ 40 mm
	10961	500 g
	12373	
	12600	500 g
	12718	
	12935/3	3 m
	39Pkw	400 mm
	65642250	250 mm

2501N TCS Workshop set for BMW motorbikes

TCS

- 215 tools, in TCS inlays (Tool Control System see page 57–79)
- 2x1/3, 2x2/3 and 5x3/3 inlays for 7 drawers (No 98VA for 3.5 drawers)

Code	kg
97830606	24.5

96832096

96832095

96832097

96832098

96832099


96832100

KG10 Print ES DE EN 2019-12-02.indd 342 02.12.2019 09:38:23

96832102

96832101



96830622

96832096	No	Content
	13	5.5; 6; 7; 8; 9; 10; 11; 12; 13; 14; 15; 16; 17; 18; 19; 20; 21; 22; 23; 24; 27; 29. 30; 32; 34 mm

96832095	No	Content
	40	1/4" O 4; 5; 5.5; 6; 7; 8; 9; 10; 11; 12; 13 mm
	40TX	1/4" O sizes E8; E10
	44K	1/4" O, ⬢ 3; 4; 5; 6; 8 mm
	44KTXB	1/4" O sizes T8; T10; T15; T20; T25; T27; T30; T40
	400	1/4" ■ 150 mm
	404	1/4" ■ 116 mm
	405/2 **405/4**	1/4" ■ O 54 mm 1/4" ■ O 100 mm
	407	1/4" ■ O 38 mm
	412	1/4" O O
	415	1/4" ■
	45TX	3/8" O sizes E8; E10; E12; E14
	49	3/8" O 5; 6; 8 mm
	49TX	3/8" O sizes T25; T45
	425	3/8" ■ 165 mm
	427/3	3/8" ■ O 76 mm
	427/10	3/8" ■ O 240 mm
	428	3/8" ■ O 46 mm
	431	1/4" ■ 3/8" O
	432	1/2" ■ 3/8" O
	435	3/8" ■
	456	3/8" O 8; 9; 10; 11; 12; 13; 14; 15; 16; 17; 18; 19; 20; 21; 22 mm
	52	1/2" O 10; 11; 12; 13; 14; 15; 16; 17; 18; 19; 21; 22; 24; 27; 30; 32; 34 mm
	54	1/2" O 10; 12 mm
	54TX	1/2" O sizes T40; T50; T55; T60
	506	1/2" ■ 300 mm
	509/5	1/2" ■ O 130 mm
	509/10	1/2" ■ O 255 mm
	510	1/2" ■ O 71 mm
	512	1/2" ■
	513	3/8" ■ 1/2" O
	1054TX **2054TX**	1/2" O sizes T50; T55 1/2" O sizes T40; T45

96832097	No	Content
	10	6 x 7; 8 x 9; 10 x 11; 12 x 13; 14 x 15; 16 x 17; 18 x 19; 20 x 22; 21 x 24 mm
	21TX	sizes E6 x E8; E10 x E12

96832098	No	Content
	4621	size 0 (0.4 x 2.5 x 80 mm) size 1 (0.5 x 3.5 x 90 mm) size 2 (0.6 x 4.0 x 100 mm) size 4 (1.0 x 6.5 x 140 mm) size 5 (1.2 x 8.0 x 160 mm)
	4631	PH1; PH2
	4632	PH1; PH2; PH3
	4724	size 2 (1.0 x 5.5 x 25 mm)
	4734	PH2
	10506	0.8 x 4.0 x 300 mm
	10518	1.0 x 5.5 x 410 mm
	12600	500 g
	12922E	∅ 6 mm

96832099	No	Content
	10769	sizes T9; T10; T15; T20; T25; T30; T40; T45; T50
	10771/8	sizes T9; T10; T15; T20; T25; T27; T30; T40

96832100	No	Content
	65345280	280 mm
	65355200	200 mm
	65434001 **65434002**	J1 140 mm J2 180 mm
	65454001 **65454002**	A1 140 mm A2 180 mm

96832102	No	Content
	46 **4600** **4606**	3/8" O 20.8 mm-13/16" 3/8" O 16 mm-5/8" 3/8" O 18 mm-11/16"
	10767/9	1.5; 2; 2.5; 3; 4; 5; 6; 8; 10 mm
	10768	2.5; 3; 4; 5; 6; 8; 10 mm
	12507-2K	8; 10 mm

96832101	No	Content
	102	150 mm
	103	150 mm
	105	120 x 10 mm
	108	150 x 2.5; 150 x 3; 150 x 4; 150 x 5; 150 x 6; 150 x 8 mm
	10356	
	10670	285 mm
	10672	20 x 315 mm
	10959	∅ 40 mm
	10961	300; 500 g
	12374	
	12900N	
	12965N	

96830622	No	Content
	65015180	180 mm
	65295200	200 mm
	65726240	240 mm
	66025160	160 mm

2502 TCS Workshop set for BMW motorbikes

- entry-level set
- 139 tools, in TCS inlays (Tool Control System see page 57–79)
- 3x3/3, 1x1/3 inlays for 4 drawers (No 98VA for 2 drawers)

Code	kg
97830607	12.4

96830180

96830181

96830182

96833414

96830180	No	Content
	40	1/4" O 5; 5.5; 6; 7; 8; 9; 10; 11; 12; 13 mm
	400	1/4" ■ 150 mm
	405/2	1/4" ■ O 54 mm
	405/6	1/4" ■ O 150 mm
	407	1/4" ■ O 38 mm
	409	3/8" ■ 1/4" O
	410	1/4" O, 1/2" ■, 28 mm
	412	1/4" O O
	415	1/4" ■
	431	1/4" ■ 3/8" O
	432	1/2" ■ 3/8" O
	52	1/2" O 10; 11; 12; 13; 14; 15; 16; 17; 18; 19; 20; 21; 22; 24; 27; 30; 32 mm
	509/3	1/2" ■ O 75 mm
	509/5	1/2" ■ O 130 mm
	509/10	1/2" ■ O 255 mm
	510	1/2" ■ O 71 mm
	513	3/8" ■ 1/2" O
	514	3/4" ■ 1/2" O
	1204/21-1	4 x ⊕; 4 x ⊕; 9 x ⊕; 3 x O
	65015180	180 mm
	65295200	200 mm
	65516240	240 mm
	66025160	160 mm

96830181	No	Content
	4620	size 1 (0.6 x 3.5 x 75 mm) size 2 (0.8 x 4.0 x 100 mm) size 3 (1.0 x 5.5 x 125 mm) size 4 (1.2 x 6.5 x 150 mm) size 5 (1.6 x 8.0 x 175 mm)
	4628	size 1 (0.4 x 2.5 x 60 mm)
	4630	PH1; PH2; PH3
	4734	PH2

96830181	No	Content
	10767/9	1.5; 2; 2.5; 3; 4; 5; 6; 8; 10 mm
	10771/8	sizes T9; T10; T15; T20; T25; T27; T30; T40
	12800	

96830182	No	Content
	13	6; 7; 8; 10; 11; 12; 13; 14; 15; 16; 17; 18; 19; 22; 24 mm
	17	8; 10; 13; 17; 19 mm
	105-8/6 K	No 105/120 x 10 mm No 108/150 x 2.5; 150 x 3; 150 x 4; 150 x 5; 150 x 6 mm
	10961	300 g
	12320	
	12935/3	3 m

96833414	No	Content
	1054 **2054**	1/2" O 8; 10 mm 1/2" O 5; 6 mm
	1054TX **2054TX**	1/2" O sizes T30; T50 1/2" O sizes T40; T45

Tool Trolley 95VA.
Good is now better.

STAHLWILLE's Tool Trolley 95VA is equipped with a three-stage safety system – to ensure maximum safety.

10

KG10 Print ES DE EN 2019-12-02.indd 344 02.12.2019 09:38:42

3026 TCS Tool set for Mercedes-Benz cars

- 306 tools, in TCS inlays (Tool Control System see page 57–79)
- 4x1/3, 1x2/3 and 7x3/3 inlays for 9 drawers (No 98VA for 4.5 drawers)

Code	kg
97830208	36.4

96830166

96830353


96830608

96831609

96833415

96833416

96833417

96833418


96833419

96833420


96833442

96833460

96830166	No	Content
	20	6 x 7; 8 x 9; 10 x 11; 12 x 13; 14 x 15; 16 x 17; 18 x 21; 19 x 22; 24 x 27; 30 x 32 mm

96830353	No	Content
	10	6 x 7; 8 x 9; 10 x 11; 12 x 13; 14 x 15; 16 x 17; 18 x 21; 19 x 22; 24 x 27; 30 x 32 mm

96830608	No	Content
	65434002	J2 180 mm
	65444021	J21 170 mm
	65454002	A2 180 mm
	65464021	A21 170 mm

96831609	No	Content
	17	8; 10; 12; 13; 17; 19 mm

96833415	No	Content
	12506	6; 7; 8 mm
	12507-2K	8; 10; 13 mm
	65015180	180 mm
	65295145	140 mm
	65516240	240 mm
	66005145	140 mm
	66025180 **66025200**	180 mm 200 mm

96833416	No	Content
	4620	size 1 (0.6 x 3.5 x 75 mm) size 2 (0.8 x 4.0 x 100 mm) size 4 (1.2 x 6.5 x 150 mm)
	4621	size 1 (0.5 x 3.5 x 90 mm) size 5 (1.2 x 8.0 x 160 mm)
	4628	size 1 (0.4 x 2.5 x 60 mm)
	4630	PH1; PH2; PH3
	4650 **4650L**	sizes T6; T7; T8; T10; T15; T20; T25; T27; T30 sizes T15; T20; T25; T30
	4724	size 2 (1.0 x 5.5 x 25 mm)
	4734	PH2

96833417	No	Content
	13	6; 7; 8; 9; 10; 11; 12; 13; 14; 15; 16; 17; 19; 21; 22; 24; 27; 30; 32 mm
	21TX	sizes E6 x E8; E10 x E12; E14 x E18; E20 x E24
	24	10 x 11 mm

96833418	No	Content
	39Pkw	400 mm
	102	150 mm; 200 mm
	105	120 x 10 mm
	108	150 x 3; 150 x 4; 150 x 5; 150 x 6; 150 x 8 mm
	10959	∅ 35 mm

Continuation see next page

96833418	No	Content
	10961	500 g
	11006	400 mm
	12600	3000 g

96833419	No	Content
	10766/9	sizes T8; T9; T10; T15; T20; T25; T27; T30; T40
	10767H/9	1.5; 2; 2.5; 3; 4; 5; 6; 8; 10 mm
	10769	size T45

96833420	No	Content
	50D IMP	1/2" O 32; 36 mm
	2309K	1/2" O 17; 19 mm
	59X	3/4" O M18
	556	3/4" ■ 320 mm
	558	510 mm
	11095/20	20 blades, 0.05 - 1.00 mm
	12374	
	12718	
	12900N	150 mm/6"
	12900/3	
	12935/3	3 m
	65642250	250 mm

96833442	No	Content
	40	1/4" O 4; 5; 5.5; 6; 7; 8; 9; 10; 11; 12; 13; 14 mm
	40TX	1/4" O sizes E4; E5; E6; E7; E8
	41K	1/4" O, ⊖ 0.6 x 3.5; 1.0 x 5.5; 1.2 x 8 mm
	44K	1/4" O, ⬢ 3; 4; 5; 6; 8 mm
	44P **44PZ**	1/4" O, ⊕ PH1; PH2 1/4" O, ⊕ PZ1; PZ2
	400	1/4" ■ 150 mm
	404	1/4" ■ 116 mm
	405/2	1/4" ■ O 54 mm
	405/6	1/4" ■ O 150 mm
	407	1/4" ■ O 38 mm
	409	3/8" ■ 1/4" O
	412	1/4" O O
	415	1/4" ■
	415B	1/4" O
	45TX	3/8" O sizes E10; E12; E14
	46	3/8" O 10; 11; 12; 13; 14; 15; 16; 17; 18; 19 mm
	47	3/8" O 10; 11; 12; 13; 14; 15; 16; 17; 18; 19 mm
	49TX	3/8" O sizes T40; T45
	427/3	3/8" ■ O 76 mm
	427/6	3/8" ■ O 160 mm
	427/10	3/8" ■ O 240 mm
	428	3/8" ■ O 46 mm
	431	1/4" ■ 3/8" O
	432	1/2" ■ 3/8" O
	435	3/8" ■
	442	1/4" O 3/8" O

96833442	No	Content
	456	3/8" O 10; 11; 12; 13; 14; 15; 16; 17; 18; 19; 21; 22 mm
	736/10 **736/10-1**	1/4" O, ■ D 6.3 5/16" O, ■ D 8
	PZ 1221 **PZ 1222**	1/4" ⬢ ⊕ PZ1 1/4" ⬢ ⊕ PZ2
	1410 **1411** **1412** **1413** **1427**	size T6 size T7 size T8 size T9 size T25 (65 mm)
	1440 **1441** **1442** **1443** **1444** **1445** **1446**	size T10 size T15 size T20 size T25 size T27 size T30 size T40
	1350 **1356** **1357** **1358** **1359**	M4 M5 M6 M8 M10

96833460	No	Content
	50	1/2" O 10; 11; 12; 13; 14; 15; 16; 17; 18; 19; 20; 21; 22; 23; 24; 26; 27; 28; 30; 32; 34 mm
	50TX	1/2" O sizes E11; E16; E18; E20; E24
	54	1/2" O 5; 6; 7; 8; 10; 12; 14; 17; 19 mm
	54KK	1/2" O 6; 7; 8; 10 mm
	54TX	1/2" O sizes T50; T55; T60
	54X	1/2" O sizes M8; M10; M12; M14; M16
	506	1/2" ■ 300 mm
	509/5	1/2" ■ O 130 mm
	509W/2	1/2" ■ O 52 mm
	509W/5	1/2" ■ O 130 mm
	509W/10	1/2" ■ O 255 mm
	509QR/2	1/2" ■ O 52 mm
	509QR/5	1/2" ■ O 130 mm (2x)
	510	1/2" ■ O 71 mm
	512	1/2" ■
	513	3/8" ■ 1/2" O
	514	3/4" ■ 1/2" O
	2054X	1/2" O sizes M8; M10
	3054X	1/2" O sizes M12; M14

KG10 Print ES DE EN 2019-12-02.indd 346 02.12.2019 09:38:58

3022 TCS Tool set for Mercedes-Benz HGVs

- 264 tools, in TCS inlays (Tool Control System see page 57–79)
- 3x1/3, 1x2/3 and 8x3/3 inlays for 10 drawers (No 98VA for 5 drawers)

Code	kg
97830209	47.8

96830172

96830174

96830221


96830608


96830622

96833399


96833400

96833401

96833402

96833403

96833404

96833413

96830172	No	Content
	51IMP	1/2" O 24; 27 mm
	54	1/2" O 5; 6; 7; 8; 10; 12; 14; 17; 19 mm
	2309 **2309K**	1/2" O 22 mm 1/2" O 17; 19 mm

96830174	No	Content
	13	6; 7; 8; 9; 10; 11; 12; 13; 14; 15; 16; 17; 18; 19; 21; 22; 24; 27; 30; 32; 34 mm

96830221	No	Content
	55	3/4" O 22; 24; 27; 30; 32; 34; 36; 38; 41; 46; 50 mm
	552	3/4" ■
	556	3/4" ■
	558	510 mm
	559/8 **559/16**	3/4" ■ O 200 mm 3/4" ■ O 400 mm
	568	1/2" ■ 3/4" O

96830608	No	Content
	65434002	J2 180 mm
	65444021	J21 170 mm
	65454002	A2 180 mm
	65464021	A21 170 mm

96830622	No	Content
	65015180	180 mm
	65295200	200 mm
	65726240	240 mm
	66025160	160 mm

96833399	No	Content
	4620	size 1 (0.6 x 3.5 x 75 mm) size 2 (0.8 x 4.0 x 100 mm) size 4 (1.2 x 6.5 x 150 mm)
	4621	size 1 (0.5 x 3.5 x 90 mm) size 5 (1.2 x 8.0 x 160 mm)
	4630 **4640**	PH1; PH2; PH3 PZ1; PZ2
	4650	sizes T6; T7; T8; T9; T10; T15; T20; T25; T27; T30
	4724	size 2 (1.0 x 5.5 x 25 mm)
	4734	PH2

96833400	No	Content
	20	16 x 17; 18 x 19; 20 x 22; 21 x 23; 24 x 26; 25 x 28; 27 x 32; 30 x 32; 36 x 41 mm

96833401	No	Content
	10	6 x 7; 8 x 9; 10 x 11; 12 x 13; 14 x 15; 16 x 17; 18 x 21; 19 x 22; 24 x 27; 30 x 32; 34 x 36; 36 x 41 mm
	20	6 x 7; 8 x 9; 10 x 11; 12 x 13; 14 x 15 mm
	21TX	E6 x E8; E10 x E12; E14 x E18; E2 0x E24 mm

Continuation see next page

96833402	No	Content
	102	150; 200 mm
	105	120 x 12 mm
	108	150 x 3; 150 x 4; 150 x 5; 150 x 6; 150 x 8 mm
	10959	∅ 50 mm
	10961	500; 1000 g
	12374	
	12600	3000 g

96833403	No	Content
	10669	
	10767/9	1.5; 2; 2.5; 3; 4; 5; 6; 8; 10 mm
	10771/8	sizes T9; T10; T15; T20; T25; T27; T30; T40
	12025	210 mm
	12030	260 mm
	12035	210 mm
	12036	260 mm
	12718	
	12900N	150 mm/6"
	12900/3	
	12935/3	3 m

96833404	No	Content
	50	1/2" O 10; 11; 12; 13; 14; 15; 16; 17; 18; 19; 20; 21; 22; 23; 24; 26; 27; 28; 30; 32; 34 mm
	50TX	1/2" O sizes E11; E16; E18; E20; E24
	54TX	1/2" O sizes T50; T55; T60
	54X	1/2" O sizes M6; M8; M10; M12; M14; M16
	504/15	1/2" ■ 397 mm
	506	1/2" ■ 300 mm
	509/2	1/2" ■ O 52 mm
	509/5	1/2" ■ O 130 mm
	509/10	1/2" ■ O 255 mm
	509W/2	1/2" ■ O 52 mm
	509W/5	1/2" ■ O 130 mm
	509W/10	1/2" ■ O 255 mm
	510	1/2" ■ O 71 mm
	512	1/2" ■
	513	3/8" ■ 1/2" O
	514	3/4" ■ 1/2" O

96833413	No	Content
	40	1/4" O 4; 5; 5.5; 6; 7; 8; 9; 10; 11; 12; 13; 14
	40TX	1/4" O sizes E4; E5; E6; E7; E8
	41K	1/4" O ⊖ 0.6 x 3.5; 1.0 x 5.5; 1.2 x 8 mm
	44K	1/4" O ● 3; 4; 5; 6; 8
	44P **44PZ**	1/4" O, ⊕ PH1, PH2 1/4" O, ⊕ PZ1; PZ2
	400	1/4" ■ 150 mm
	404	1/4" ■ 116 mm
	405/2	1/4" ■ O 54 mm
	405/6	1/4" ■ O 150 mm
	407	1/4" ■ O 38 mm

96833413	No	Content
	409	3/8" ■ 1/4" O
	412	1/4" O O
	415	1/4" ■
	415B	1/4" ■
	45TX	3/8" O E10; E12; E14
	49TX	3/8" O T40; T45
	427/3	3/8" ■ O 76 mm
	427/6	3/8" ■ O 160 mm
	427/10	3/8" ■ O 240 mm
	428	3/8" ■ O 46 mm
	431	1/4" ■ 3/8" O
	432	1/2" ■ 3/8" O
	435	3/8" ■
	442	1/4" O 3/8" O
	456	3/8" O 10; 11; 12; 13; 14; 15; 16; 17; 18; 19; 21; 22 mm
	1410 **1411** **1412** **1413** **1427**	T6 T7 T8 T9 T25
	1440 **1441** **1442** **1443** **1444** **1445** **1446**	T10 T15 T20 T25 T27 T30 T40

KG10 Print ES DE EN 2019-12-02.indd 348 02.12.2019 09:39:13

1100 TCS Tool set for Porsche

TCS

- 228 tools, in TCS inlays (Tool Control System see page 57–79)
- 1x1/3, 1x2/3 and 5x3/3 inlays for 6 drawers (No 98VA for 3 drawers)

Code	kg
97830411	24.7

96830192

96830193

96830194

96830195

96831196

96830198

96830197

96830192	No	Content
	40	1/4" ○ 3.5; 4; 4.5; 5; 5.5; 6; 7; 8; 9; 10; 11; 12; 13 mm
	40TX	1/4" ○ sizes E4; E5; E6; E7; E8
	44	1/4" ○ 3; 4; 5; 6 mm
	400	1/4" ■ 150 mm
	404	1/4" ■ 116 mm
	405/6	1/4" ■ ○ 150 mm
	407	1/4" ■ ○ 38 mm
	409M	3/8" ■ 1/4" ○
	415	1/4" ■
	415SGB N	1/4" ○
	45	3/8" ○ 8; 9; 10; 11; 12; 13; 14; 15; 16; 17; 18; 19 mm
	45TX	3/8" ○ E10; E12; E14
	46	3/8" ○ 20.8 mm-13/16"
	49	3/8" ○ 4; 5; 6; 7; 8; 10 mm
	425	3/8" ■ 165 mm
	427/3	3/8" ■ ○ 76 mm
	427/10	3/8" ■ ○ 240 mm
	428	3/8" ■ ○ 46 mm

96830192	No	Content
	432M	1/2" ■ 3/8" ○
	435	3/8" ■
	50	1/2" ○ 19; 21; 22; 24; 27; 30; 32 mm
	50TX	1/2" ○ sizes E11; E16; E18; E20; E24
	52	1/2" ○ 16; 17; 18; 19; 22; 24; 27; 30; 32 mm
	54	1/2" ○ 6; 7; 8; 10 mm
	54TX	1/2" ○ sizes T45; T50; T55; T60
	54X	1/2" ○ sizes M6; M8; M12; M14
	506	1/2" ■ 300 mm
	509/5	1/2" ■ ○ 130 mm
	509/10	1/2" ■ ○ 255 mm
	510	1/2" ■ ○ 71 mm
	512	1/2" ■
	514M	3/4" ■ 1/2" ○
	1410	size T6
	1411	size T7
	1412	size T8
	1413	size T9
	1440	size T10
	1441	size T15
	1442	size T20
	1443	size T25
	1444	size T27
	1445	size T30
	1446	size T40
	1427	size T25 (65 mm)

96830193	No	Content
	12	5.5; 12; 14 mm (2x)
	13	7; 11 mm (2x); 6; 8; 9; 10; 12; 13; 14; 15; 16; 17; 18; 19; 20; 22; 24; 30; 32; 36 mm (1x)
	14	17 mm

96830194	No	Content
	20	10 x 11; 12 x 13; 14 x 15; 17 x 19; 19 x 22 mm
	21TX	sizes E6 x E8; E10 x E12; E14 x E18; E20 x E24
	23	6 x 7; 8 x 9; 10 x 11; 12 x 13; 14 x 15; 16 x 17; 18 x 19; 20 x 22; 21 x 23; 24 x 27; 30 x 32 mm
	24	8 x 10; 11 x 13; 12 x 14; 17 x 19; 22 x 24 mm

96830195	No	Content
	29	8 x 9; 10 x 11; 12 x 13; 14 x 15; 16 x 17; 18 x 19; 20 x 22 mm

96831196	No	Content
	4622	size 1 (1.0 x 5.5 x 100 mm) size 2 (1.2 x 6.5 x 125 mm) size 4 (1.6 x 10.0 x 175 mm) size 5 (2.0 x 12.0 x 200 mm)
	4630	PH1
	4632	PH3
	4650	sizes T6; T7; T8; T9; T10; T15; T20; T25; T27; T30
	4724	size 2 (1.0 x 5.5 x 25 mm)
	4734	PH2
	10760CV/9	1.5; 2; 2.5; 3; 4; 5; 6; 8; 10 mm

Continuation see next page

96831196	No	Content
	10766/9	sizes T8; T9; T10; T15; T20; T25; T27; T30; T40

96830197	No	Content
	65016180	180 mm
	65434002	J2 180 mm
	65454002	A2 180 mm
	65464021	A21 170 mm
	65516240	240 mm
	66026160	160 mm

96830198	No	Content
	100	150 mm
	103	150 mm
	104	120 x 4; 120 x 6 mm
	105	120 x 12 mm
	108	150 x 4 mm
	10670	265 mm
	10940	∅ 55 mm
	10955	∅ 35 mm
	10961	150 x 4 mm
	11095	∅ 35 mm
	12005	
	12036	260 mm
	12321	
	12905	
	12935/3	3 m

1120 TCS Workshop set for VW/Audi (basic)

- 241 tools, in TCS inlays (Tool Control System see page 57–79)
- 3x1/3, 3x2/3 and 4x3/3 inlays for 7 drawers (No 98VA for 4 drawers)

Code	kg
97830820	30.7

96831608

96831613

96831615

96831585

96831609

96830877

96831610

96830166

96831614


96831584

96831608	No	Content
	40	1/4" O 4; 5; 5.5; 6; 7; 8; 9; 10; 11; 12; 13; 14 mm
	40TX	1/4" O sizes E4; E5; E6; E8
	41K	1/4" O, ⊖ 1.0 x 5.5 mm
	44K	1/4" O, ● 3; 4; 5; 6 mm
	44KTX	1/4" O sizes T10; T15; T20; T25; T27
	44P	1/4" O, ⊕ PH1; PH2
	400	1/4" ■ 150 mm
	405W/2 405W/4	1/4" ■ O 100 mm

KG10 Print ES DE EN 2019-12-02.indd 350 02.12.2019 09:39:27

96831608	No	Content
	405W/6	1/4" ■ **O** 150 mm
	407	1/4" ■ **O** 38 mm
	409	3/8" ■ 1/4" **O**
	412	1/4" **O O**
	415	1/4" ■
	431	1/4" ■ 3/8" **O**
	432	1/2" ■ 3/8" **O**
	50	1/2" **O** 8; 9; 10; 12; 13; 14; 15; 16; 17; 18; 19; 21; 22; 24; 27; 30; 32 mm
	52	1/2" **O** 10; 11; 12; 13; 14; 15; 16; 17; 18; 19; 20; 21; 22; 24; 27; 30; 32 mm
	54TX	1/2" **O** sizes T25; T27; T30; T40; T45; T50; T55; T60
	506	1/2" ■ 300 mm
	509W/2	1/2" ■ **O** 52 mm
	509W/5	1/2" ■ **O** 130 mm
	509W/10	1/2" ■ **O** 255 mm
	510	1/2" ■ **O** 71 mm
	512	1/2" ■
	513	3/8" ■ 1/2" **O**
	514	3/4" ■ 1/2" **O**
	556	3/4" ■ 320 mm
	558	510 mm
	568	1/2" ■ 3/4" **O**
	1410 **1411** **1412** **1413**	size T6 size T7 size T8 size T9

96831613	No	Content
	4620	size 1 (0.6 x 3.5 x 75 mm) size 2 (0.8 x 4.0 x 100 mm) size 3 (1.0 x 5.5 x 125 mm) size 4 (1.2 x 6.5 x 150 mm) size 5 (1.6 x 8.0 x 175 mm) size 6 (1.6 x 10.0 x 200 mm) size 7 (2.0 x 12.0 x 200 mm)
	4622SK	size 1 (0.8 x 4.0 x 90 mm) size 2 (1.0 x 5.5 x 100 mm) size 3 (1.2 x 6.5 x 125 mm)
	4632 **4632SK**	PH1; PH2; PH3 PH1; PH2
	4724	size 1 (0.6 x 3.5 x 25 mm)
	4734	PH2

96831615	No	Content
	13	6; 7; 8; 9; 10; 11; 12; 13; 14; 15; 16; 17; 18; 19; 21; 22; 24; 27; 30; 32 mm
	24	10 x 11 mm

96831585	No	Content
	39Pkw	400 mm
	102	150; 200 mm
	105	120 x 10 mm
	108	150 x 3; 150 x 4; 150 x 5; 150 x 6; 150 x 8 mm
	7756	
	10956N	∅ 35 mm
	10961	500 g
	11095	0.05–1 mm
	12320	
	12373	

96831585	No	Content
	12600	500 g
	12718	
	12920N	
	12935/3	3 m
	65632250	250 mm

96831609	No	Content
	17	8; 10; 12; 13; 17; 19 mm

96830877	No	Content
	54	1/2" **O** 5; 6; 7; 8; 10; 12; 14; 17; 19 mm
	54KK	1/2" **O** 5; 6; 7; 8; 10 mm

96831610	No	Content
	50D IMP	1/2" **O** 32; 36 mm
	50TX	1/2" **O** sizes E10; E12; E14; E16; E18; E20
	54X **59X**	1/2" **O** sizes M5; M6; M8; M10; M12; M14; M16 3/4" **O** size M18
	1054X/M8	1/2" **O** 80 mm
	2309K	1/2" **O** 17; 19 mm
	3054X/M10 **3054X/M12** **3054X/M14**	1/2" **O** 140 mm

96830166	No	Content
	20	6 x 7; 8 x 9; 10 x 11; 12 x 13; 14 x 15; 16 x 17; 18 x 21; 19 x 22; 24 x 27; 30 x 32 mm

96831614	No	Content
	4650	sizes T6; T7; T8; T9; T10; T15; T20; T25; T27; T30
	10767/9	1.5; 2; 2.5; 3; 4; 5; 6; 8; 10 mm
	10771/8	sizes T9; T10; T15; T20; T25; T27; T30; T40

96831584	No	Content
	65015180	180 mm
	65295160	160 mm
	65434002	J2 180 mm
	65444021	J21 170 mm
	65454002	A2 180 mm
	65464021	A21 170 mm
	65726240	240 mm
	66025180	180 mm

1120/1 TCS Additional set for VW

- 66 tools, in TCS inlays (Tool Control System see page 57–79)
- 2x1/3 und 1x2/3 inlays for 2 drawers (No 98VA for 1 drawer)

Code	kg
97830821	6.6

96831601

96831602

96831607

96831601	No	Content
	12507-2K	8; 10; 13 mm
	65015180	180 mm
	65295145	140 mm
	65305200	200 mm
	66005145	140 mm
	66025200	200 mm

96831602	No	Content
	10	6 x 7; 8 x 9; 10 x 11; 12 x 13; 14 x 15; 16 x 17; 18 x 21; 19 x 22; 24 x 27; 30 x 32 mm

96831607	No	Content
	40DL	1/4" O 8 mm
	415B	1/4" O
	46	3/8" O 12 mm
	51	1/2" O 10; 13; 14; 15; 16; 17; 18; 19 mm
	54TX	1/2" O sizes T30; T40; T45; T50; T55
	512	1/2" ■
	513	3/8" ■ 1/2" O
	1162	0.6 x 3.5 mm
	1164	0.8 x 4.0 mm
	1166	1.0 x 5.5 mm
	1166/1	1.2 x 6.5 mm
	1168	1.6 x 8.0 mm
	PZ 1221	PZ1
	PZ 1222	PZ2
	PZ 1223	PZ3
	1299	2 mm
	1300	3 mm
	1301	4 mm
	1302	5 mm
	1303	6 mm
	1304	8 mm

96831607	No	Content
	1410	size T6
	1411	size T7
	1412	size T8
	1413	size T9
	1414	size T10
	1415	size T15
	1416	size T20
	1417	size T25
	1418	size T27
	1419	size T30
	1420	size T40
	1421	size T45
	1435	size T55

1120/2 TCS Additional set for Audi

- 73 tools, in TCS inlays (Tool Control System see page 57–79)
- 2x1/3, 1x2/3 and 1x3/3 inlays for 3 drawers (No 98VA for 1.5 drawers)

Code	kg
97830822	8

96831602

96831603

96831601

96831695

96831602	No	Content
	10	6 x 7; 8 x 9; 10 x 11; 12 x 13; 14 x 15; 16 x 17; 18 x 21; 19 x 22; 24 x 27; 30 x 32 mm

96831603	No	Content
	543	5/16" O 1/2" O
	736/10	1/4" O, ■ D 6,3
	736/10-1	5/16" O, ■ D 8
	1350	M4
	1356	M5
	1357	M6
	1358	M8
	1359	M10
	12506-2K	6; 7; 8 mm

96831601	No	Content
	12507-2K	8; 10; 13 mm
	65015180	180 mm
	65295145	140 mm
	65305200	200 mm
	66005145	140 mm
	66025200	200 mm

KG10 Print ES DE EN 2019-12-02.indd 352 02.12.2019 09:39:41

96831695	No	Content
	46	3/8" O 10; 11; 12; 13; 14; 15; 16; 17; 18; 19 mm
	47	3/8" O 10; 11; 12; 13; 14; 15; 16; 17; 18; 19 mm
	427/3	3/8" ■ O 76 mm
	427/6	3/8" ■ O 160 mm
	427/10	3/8" ■ O 240 mm
	427W/3	3/8" ■ O 76 mm
	427W/5	3/8" ■ O 125 mm
	427W/6	3/8" ■ O 160 mm
	428	3/8" ■ O 46 mm
	435	3/8" ■
	456	3/8" O 10; 11; 12; 13; 14; 15; 16; 17; 18; 19; 21; 22 mm
	4650L	sizes T15; T20; T25; T30

1120/3 TCS Bodywork set for VW/Audi

- 9 tools, in TCS inlay (Tool Control System see page 57–79)
- 3/3 inlay for 1 drawer (No 98VA for 0.5 drawers)

Code	kg
96831586	4.4

	No	Content
	112	240 mm
	10670	265 mm
	10961	200; 1000 g
	12752L **12752R**	
	65632175	175 mm
	65642145 **65642250**	145 mm 250 mm

Special tools for cars

Special tools for carburettors

10503 Screwdriver

- for adjusting slotted screws
- matt chrome
- black tip

Code	L mm	Blade mm	g	
73213101	365	0.8 x 5.0 x 260	100	10

10506 Screwdriver

- for setting correct CO-valve on mixture screen, idling mixture on Pierburg carburettors: BMW, Ford, Opel, Peugeot, Renault, Mercedes-Benz cars
- choke adjustment Audi 80, VW Passat 1.3-1.5; 1.6 l
- matt chrome
- black tip

Code	L mm	Blade mm	g	
73010001	350	0.8 x 4.0 x 300	55	10

10507N KK Ball ended hexagon driver

- for hexagon socket head screws 3 mm
- for mixture regulation on distributor of K-Jetronic
- mattchrome
- blacktip

Code	L mm	g	
73103003	385	56	5

10518 Screwdriver

- for adjustment (slotted screws)
- matt chrome
- black tip

Code	L mm	Blade mm	g	
73213102	525	1.0 x 5.5 x 410	159	10

11085 Jet reamers

- 16 pieces in case (0.33; 0.4; 0.45; 0.5; 0.6; 0.7; 0.75; 0.8; 0.9; 1.0; 1.1; 1.2; 1.4; 1.6; 1.8; 2.0 mm)
- with holder

Code	g	
74310001	25	10

KG10 Print ES DE EN 2019-12-02.indd 353 02.12.2019 09:39:46

12504 Bit holder

- for all screwdriver bits
- flexible shaft
- for adjustment

Code	L mm	○ "	Blade mm	g	
18 10 30 16	290	1/4	150	168	10

54TX-T20 Screwdriver socket

- for inside TORX® screws, size T20
- 1/2" ○-drive
- use on mounting screws for choke-switch on choke-flap L-Jetronic

Code	g	
03 10 00 20	71	5

540-22 CROW-FOOT spanner

- 22 mm
- 3/8" ○-drive
- on through-flow jet of 2B4-carburettor
- for use with reducing adaptor No 513

Code	Type	g	
02 20 00 22	**BMW: series 3, 518, 520**	64	1

513 Reducing adaptor

- 1/2" socket x 3/8" plug

Code	Type	g	
13 03 00 02	**BMW: series 3, 518, 520**	60	5

1062 Socket

- bi-hexagon, 27 mm
- 1/2" ○--drive
- for diesel injectors

Code	Type	g	
03 83 00 27	**BMW: M21: E30 = 324td, E28 = 524td, E34 = 524td, M51: E36 = 325td, E34 = 525tds**	255	5

1023 Special ring spanner

- single ended
- angled
- 13 mm
- use on mounting screws of injection pump

Code	Type	g	
41 11 00 13	**Citroën: all diesel VW/Audi: Audi 80 L, CL, GL, CD, Golf, Jetta, Caddy, Passat**	67	1

51-27 Socket

- extra deep
- bi-hexagon, 27 mm
- 1/2" ○-drive
- for injection nozzles on diesel car engines

Code	Type	g	
03 02 00 27	**Mercedes-Benz**	280	5

51-30 Socket

- 30 mm
- 1/2" ○-drive
- for injectors

Code	Type	g	
03 02 00 30	**Mercedes-Benz**	341	5

3000 Socket

- multi-spline
- 1.5 x 58 mm
- 1/2" ○-drive
- for use on pre-chamber with indirect injection

Code	Type	g	
03 39 00 01	**Mercedes-Benz diesel**	185	10

3505 Special extension

Code	L mm	g	
13 21 00 01	120	186	1

1054-13 INHEX sockets

- for hexagon socket head screws, 13 mm
- length 70 mm
- 1/2" ○-drive
- for oil drain plug on engine

Code	Type	g	
03 15 07 13	**VW/Audi: for engines with fuel injection**	130	5

KG10 Print ES DE EN 2019-12-02.indd 354 02.12.2019 09:39:53

Special tools for valves and pistons

11063 Valve seating-ring pliers

- for pulling valve stem seals and removal of valve spring base on VW-Audi engines with overhead camshaft i.e. Golf, Passat, Audi 80, Audi 100, BMW and Mercedes-Benz
- bright nickel-plated

Code	L mm	g	
74290001	250	340	1

11063/1 Valve seating-ring pliers

- for extracting poorly accessible valve shaft seals, e.g. in four-valve engines
- joint and jaws made of gun-finished hardened sheet steel
- handles made of nickel-plated shaped sheet steel

Code	L mm	g	
74290002	270	345	1

11068 Piston ring compressors

- made of spring steel
- stepless adjustment
- c/w hexagon key wrench

Code	size	Clamp. width mm	Height mm	g	
74140000	**0**	40-75	50	106	1
74140001	**1** [1]	57-125	80	230	1
74140003	**2**	90-175	80	270	1
74140005	**5**	90-175	165	603	1

[1]) Fiat-No A 60 605 (Type 126, 127, 128, X 1/9, 130, 131, 132, 850T, 238)

11069 Piston ring pliers

- for mounting and removing piston rings
- bright nickel-plated

Code	size	for piston rings mm	L mm	g	
74152001	**1** [1]	50-100	200	245	1
74152002	**2**	80-120	240	279	1
74152003	**3**	110-160	240	394	1
74152005	**5** [2]	60-160	220	194	1

[1]) Fiat-No A 60 182 (Type 126, 127, 133, 850T)
[2]) with V-shaped contact faces for safe and positive manipulation of piston rings

11095–11097 Precision feeler gauges

- nickel-plated case
- tapered blades

Code	No	Sizes	L mm	g	
74240001	**11095/13**	0.05; 0.10; 0.15; 0.20; 0.25; 0.30; 0.40; 0.50; 0.60; 0.70; 0.80; 0.90; 1.00 mm	100	62	10
74240002	**11095/20**	0.05; 0.10; 0.15; 0.20; 0.25; 0.30; 0.35; 0.40; 0.45; 0.50; 0.55; 0.60; 0.65; 0.70; 0.75; 0.80; 0.85; 0.90; 0.95; 1.00 mm	100	96	10
74240005	**11097/26**	1 1/2; 2; 2 1/2; 3; 4; 5; 6; 7; 8; 9; 10; 11; 12; 13; 14; 15; 16; 17; 18; 19; 20; 21; 22; 23; 24; 25/**1000"**	100	80	10

12108 Valve spring tool

- incorporating 2 clamping and 2 compression facilities which are interchangeable
- suitable for most car engines, some without removing cylinder head

Code	g	
74570001	780	1

12705 Motor mechanics stethoscope

- steel probe
- plastic handle and sound tubes

Code	g	
74060001	137	1

40-3 Socket

AS HPQ

- hexagon, 3 mm
- 1/4" O-drive
- for releasing and tightening screws on the expansion valve

Code	Type	g	
01010003	**BMW: X6 model E71, 7 Series model F01/F02**	7	10

732/10-10 Ring insert tool

- 10 mm
- valve adjustment
- tightening torque 8–12 N·m

Code	Type	mm	g	
58 22 10 10	**BMW: all except Diesel**	9x12	44	1

1054-10 INHEX socket

- for hexagon socket head screws, 10 mm
- length 140 mm
- 1/2" O-drive
- for cylinder head bolts

Code	Type	g	
03 15 14 10	**Mercedes-Benz**	150	5

3054X-M10 Screwdriver socket

- for tri-square socket head screws (XZN®), size M10
- length 140 mm
- 1/2" O-drive
- for cylinder head bolts and drive shaft bolts

Code	Type	g	
03 26 14 10	**Mercedes-Benz**	142	5

3054X-M12 Screwdriver socket

- for cylinder head bolts with tri-square socket head M12

Code	Type	g	
03 26 14 12	**Mercedes-Benz**	160	5

3004 Screwdriver bit

- for tri-square socket head screws (XZN®), size M12
- length 55 mm
- 1/2" O-drive
- for cylinder head bolts

Code	Type	g	
03 23 00 12	**Mercedes-Benz**	71	5

54CV/9 Set screwdriver sockets

- for spline socket head screws (Ribe-CV®)
- for brakes and cylinders head bolts
- in sturdy, stackable ABS plastic case

Content 9 pieces:
No 54CV: M5; M6; M7; M8; M9; M10; M12; M13; M14

Code	Type	g	
96 03 19 01	**Fiat, Alfa**	1225	1

54CV Screwdriver sockets

- for spline socket head screws (Ribe-CV®)
- length 60 mm
- 1/2" O-drive
- for brakes and cylinder head bolts

Code	size	Type	g	
03 09 00 07	**M7**	**Fiat**	70	5
03 09 00 08	**M8**	**Fiat**	78	5
03 09 00 09	**M9**	**Fiat (1.2 l; 8V/16V)**	92	5
03 09 00 10	**M10**	**Fiat (1.2 l; 8V/16V)**	95	5
03 09 00 12	**M12**	**Fiat (2.0 l)**	119	5
03 09 00 13	**M13**	**Fiat, Alfa (e.g. 1.6 l; 16V)**	125	5
03 09 00 14	**M14**	**Alfa (e.g. 1.6 l; 16V)**	126	5
03 09 00 16	**M16**	**Alfa (e.g.1.6 l; 16V)**	163	5

STAHLWILLE fine-tooth ratchet.
Efficiency in confined spaces.

512SG-QR N 1/2"

512QR N 1/2"

517QR 1/2"

QR FOD 4,5° 80

Eighty teeth provide a ratchet angle of only 4.5° – facilitating efficient working in confined spaces. In contrast to conventional fine-tooth ratchets, no less than eight teeth engage at once here, ensuring maximum load capacity and, at the same time, smooth action and durability.

Special tools for chassies and steering

40TX-E8 Socket

HPQ

- for external TORX® screws, size E8
- 1/4" O-drive
- for steering lock screws

Code	Type	g	
01270008	**BMW**	10	10

24-17x19 OPEN-Ring spanner

AS DRIVE

- bi-hexagon, 17 x 19 mm
- use on wingpump manifold (hydro-steering)

Code	Type	g	
41081719	**BMW**	150	10

55-36 Socket

AS DRIVE HPQ

- hexagon, 36 mm
- 3/4" O-drive
- use on vibration damper

Code	Type	g	
05010036	**BMW: series 5, 6 and 7, except 518-520i**	386	2

11060-3 Internal puller

- capacity 27–36mm
- for taper roller bearing outer ring on steering housing
- to be used with counter stay No 11061-2

Code	Type	g	
71160013	**Mercedes-Benz**	365	1

11061-2 Counter stay with reduction unit

- for taper roller bearing outer ring on steering housing

Code	Type	g	
71170012	**Mercedes-Benz**	1518	1

540-22 CROW-FOOT spanner

- 22 mm
- 3/8" O-drive
- use on track-rods

Code	Type	g	
02200022	**BMW: series 3, 518, 520**	64	1

513 Reducing adaptor

HPQ

- 1/2" socket x 3/8" plug

Code	Type	g	
13030002	**BMW: series 3, 518, 520**	60	5

1417 Bit

- for inside TORX® screws, size T25
- 1/4" ⬢-drive
- for screws on sunroof E30

Code	Type	g	
08130025	**BMW**	6	10

3054X-M10 Screwdriver socket

- for tri-square socket head screws (XZN®), size M10
- on drive shaft bolts

Code	Type	g	
03261410	**Mercedes-Benz**	142	5

46-19 Socket

AS DRIVE HPQ

- Fiat-No A 57 052
- bi-hexagon, 19 mm
- 3/8" O-drive
- for front mounting screw of top steering link on front wheel suspension

Code	Type	g	
02020019	**Fiat: 1500, 125**	112	10

12495 Brass punch

- ∅ 20 mm, length 200 mm
- for use on bushes bearing rings
- steering pivot pin

Code	g	
77130000	533	5

KG10 Print ES DE EN 2019-12-02.indd 357 02.12.2019 09:40:07

Special tools for ignition and electrics

3466 Spark plug socket

- 3/8" O-drive
- with magnet, outside dia 25.5 mm
- for deep seated plugs

Code	mm/"	L mm	g	
02140036	**16-5/8**	85	180	5

4600 Spark plug socket

- 3/8" O-drive
- with rubber insert

Code	mm/"	L mm	g	
02120036	**16-5/8**	60	84	10

4606 Spark plug socket

- 3/8" O-drive
- with rubber insert

Code	mm/"	L mm	g	
02130018	**18-11/16**	65	132	10

46 Sockets

- 3/8" O-drive
- with rubber insert

Code	mm/"	L mm	g	
02020208	**20.8-13/16**	65	151	10

51 Sockets

- 1/2" O-drive
- with rubber insert

Code	mm/"	L mm	g	
03020216	**16-5/8**	83	137	10
03020208	**20.8-13/16**	83	194	10

51S Sockets

- 1/2" O-drive
- with rubber insert

Code	mm/"	L mm	g	
03240208	**20.8-13/16**	83	196	10

5100 Rubber insert

- for size 20.8 mm (No 46; 51; 51S)

Code	g	
09010001	6	5

10626 Spark plug connector pliers

- forged
- with 45° offset, curved jaws
- for extracting and replacing sparkplug connectors

Code	L mm	g	
76530001	195	223	1

12375 Spark plug brush

- wood, brass wire dia 0.15 mm

Code	L mm	Rows	g	
74160001	150	3 x 5	17	10

Tools for heater plugs

25GK Ratchet ring spanner

- angled
- extra long
- for hard-to-reach heater plugs (e.g. BMW, Mercedes-Benz, Peugeot, Renault, Seat, VW/Audi)
- 8 mm for contact rail bolts, 12 mm for diesel heater plugs
- chrome plated

Code	mm	L mm	g	
41180812	**8 x 12**	255	156	1

3047 Spark plug sockets

- extra long
- for hard-to-reach heater plugs
- 3/8" O-drive
- 10 mm e.g. for Renault, VW/Audi TDi
- 12 mm e.g. for BMW, Mercedes-Benz (201, 202 four-valve technology), Ford, Opel, Renault

Code	mm	L mm	g	
02180010	**10**	140	138	1
02180012	**12**	140	138	1

KG10 Print ES DE EN 2019-12-02.indd 358 02.12.2019 09:40:14

46-12 Socket

- extra deep
- bi-hexagon, 12 mm
- 3/8" O-drive
- use on glow plugs of diesel engines

Code	Type	g	
02020012	**BMW: 324d; 524d**	57	10

Testing tools for car electrics

12905 Car circuit tester

- for car electrics 6-12 volt and 24 volt
- with pointed probe
- cover cap
- connecting lead with alligator clip

Code	L mm	g	
77380001	120	73	10

7756 Automotive voltage tester (complete set)

- testing unit for electric and electronic car components
- 3-48 volt
- 2 LEDs to indicate voltage and plus or minus pole
- complete in Pc-bag

Content:
1 basic unit with 1.5 m cable, testing tip, integrated mechanical sliding needle
1 crocodile terminal
1 jaw clamp

Code	g	
77560002	100	1

Special tools for brakes and wheels

ES 721/15/3/2

- 530 x 350 x 40 mm
- 6 pieces

Code	g
96838172	5060

	No	Content
	2309K	1/2" O 17; 19; 21 mm
	721/15 Quick	30–150 N·m
	35c Pkw	17; 19; 22 mm; ■ 1/2"
	10599/2	245 mm

34c/35c Wheel braces

- DIN 3119/ISO 6788
- forged centre section, pressed-in extension arms with extra deep forged socket heads
- Chrome Alloy Steel, chrome plated

Code	No	mm/"	L mm	g	
43030005	**34c Lkw**	24; 27; 32; ■ 3/4"	400	2058	1
43030006	**35c Pkw**	17; 19; 22; ■ 1/2"	400	5020	1

39 Tyre levers

- handy, sturdy construction, purposefully shaped
- Chrome Alloy Steel

Code	No	L mm	g	
74010401	**39 Pkw**	400	358	5
74010601	**39/1 Lkw**	600	897	5
74010602	**39/1 Lkw**	600	1180	5
74010603	**39/1 Lkw**	600	900	5

51S Socket

AS HPQ

- 1/2" O-drive
- extra deep
- DIN 3124/ISO 2725-1, E DIN EN 3710, E DIN EN 3709 (testloads)
- with rubber insert for spark plugs and for tightening and untightening wheel nuts on Japanese cars
- HPQ® high performance steel, chrome plated

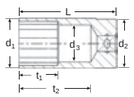

Code	mm/"	d1 mm	d2 mm	d3 mm	L mm	t1 mm	t2 mm	g	
03240208	**20.8-13/16**	27.7	26	20	83	22	66.2	196	10

2309 IMPACT sockets

- 1/2" O-drive
- for power drivers
- extra deep
- with reduced outside diameter
- Chrome Alloy Steel, gunmetal finish

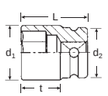

Code	mm	d1 mm	d2 mm	L mm	t mm	g	
23090017	**17**	25.7	30	85	68	242	5
23090019	**19**	28.2	30	85	67.5	257	5
23090221	**21**	30.7	30	85	66.5	272	5
23090022	**22**	32	30	85	66.5	311	5

for wheel nuts

2309K Wheel nut sockets

- 1/2" O-drive
- with plastic sleeve
- sleeve extension protects not only wheel bolts and nuts but also the wheel and holes

Code	mm	L mm	∅ mm	g	
23091017	**17**	86	27	235	1
23091019	**19**	86	29	250	1
23091221	**21**	86	31	265	1

10599/2 Balance weight pliers

- with cutter for cutting and trimming lead weights (with or without adhesive foil)
- Chrome Vanadium, chrome plated

Code	L mm	g	
76294003	245	380	1

10613 Brake spring pliers

- for rivetted brake linings/shoes
- Chrome Vanadium, bright nickel-plated

Code	L mm	g	
76413001	210	245	6

10613/1 Brake spring pliers

- with flexible anvil
- for rivetted and glued brake linings/shoes

Code	L mm	g	
76413021	330	461	2

12371 Brake calliper file

- for removing dust, rust and dirt from brake calliper groove

Code	L mm	g	
74543101	260	130	5

12373 Steel wire brush

- special slim design

Code	L mm	Rows	g	
77440001	230	2	65	10

12900/3 Tyre-tread Vernier gauge

- sturdy brass construction
- smooth ground surface

Code	measuring range mm	g	
77371004	30	41	1

12900/4 Electronic tyre-tread Vernier gauge

- large LCD display with clear read-offs, figures 9.5 mm high
- display accuracy 0.01 mm/ 0.0005"
- ON/OFF push button
- unit of measure switchable mm/inch
- zeroing possible in any position
- incl. 1 x 3 V battery (type CR2032) packaged in accordance with UN 3091, Class 9

Code	measuring range mm/"	g	
77371005	25/1	60	1

KG10 Print ES DE EN 2019-12-02.indd 360 02.12.2019 09:40:28

54-7 INHEX socket

- for hexagon socket head screws, 7 mm
- 1/2" O-drive
- for changing brake linings

Code	Type	g	
03050007	**BMW: 518, 520i, 525i, 528i**	75	5

1049-9 INHEX socket

- for hexagon socket head screws, 9 mm
- 3/8" O-drive
- for brake calliper retainers

Code	Type	g	
02151009	**BMW, MINI**	62	5

733/10-11 Open ring insert tool

AS DRIVE

- 11 mm
- use with Service-MANOSKOP® torque wrench No 730/5 Quick
- for flare nuts on brake lines and bleed screws

Code	Type	mm	g	
58231011	**Mercedes-Benz**	9x12	55	1

733/10-12 Open ring insert tool

AS DRIVE

- 12 mm
- for flare nuts on brake pressure regulator
- tightening torque 15–18 N·m

Code	Type	mm	g	
58231012	**BMW**	9x12	59	1

733/10-14 Open ring insert tool

AS DRIVE

- 14 mm
- for flare nuts on main brake cylinder
- tightening torque 16–25 N·m (BMW)
- for flare nuts on brake lines and bleed screws (Mercedes-Benz)

Code	Type	mm	g	
58231014	**BMW, Mercedes-Benz**	9x12	60	1

733/10-17 Open ring insert tool

AS DRIVE

- 17 mm
- for flare nuts on main brake cylinder
- tightening torque 16–25 N·m

Code	Type	mm	g	
58231017	**BMW**	9x12	64	1

733/10-19 Open ring insert tool

AS DRIVE

- 19 mm
- for flare nuts on main brake regulator
- tightening torque 30–40 N·m

Code	Type	mm	g	
58231019	**BMW**	9x12	70	1

54CV/9 Set screwdriver sockets

- for spline socket head screws (Ribe-CV®)
- for brakes and cylinders head bolts
- in sturdy, stackable ABS plastic case

Content 9 pieces:
No 54CV: M5; M6; M7; M8; M9; M10; M12; M13; M14

Code	Type	g	
96031901	**Fiat, Alfa**	1225	1

54CV Screwdriver sockets

- for spline socket head screws (Ribe-CV®)
- length 60mm
- 1/2" O-drive
- for brakes and cylinder head bolts

Code	Size	Type	g	
03090007	**M7**	**Fiat**	70	5
03090009	**M9**	**Fiat (1.2 l; 8V/16V)**	92	5
03090013	**M13**	**Fiat, Alfa (e.g. 1.6 l; 16V)**	125	5

Special tools for lubrication service

12005 Strap wrenches

- for oil filters etc., up to 180 mm ∅
- non-slip rubber cloth tape, 22 mm width

Code	No	L mm	g	
76500001	**12005**	236	264	1
79150001	**12005/1 [1])**	600	69	1

[1]) spare strap

12007 Oil filter wrenches

- adjustable for diameters 80-110 mm
- hardened anti-slip cams ensure safety during use

Code	No	L mm	g	
76521001	**12007/1 [1])**	150	226	1
76521002	**12007/2 [2])**	240	319	1

[1]) with 1/2" ▢
[2]) with lever handle

10765-12 ◉ Hexagon key wrench

- Fiat-No A 5013
- for hexagon socket
- long
- 12 mm
- for oil drain plug on engine, gearbox and rear axle

Code	Type	g	
43210012	**Fiat**	287	5

1058 Oil service spanner

- bent
- 8 and 10 mm outside square
- for drain plugs on sump, gearbox, differential



Code	Type	g	
44730810	**Peugeot, Renault**	315	5

1015 Oil filter claw

- for loosening of oil filters on cars

Code	▢ "	Clamp. width mm	total height mm	length of claws mm	g	
74620002	3/8	68-120	65	50	530	1

3045 Special socket

- for oil filters
- 74 mm
- 14-point
- 10 mm dia. bore and outside hexagon 22 mm ∅

Code	total height mm	g	
74370001	52	131	1

3046 Special sockets

- for fitting and removing oil filter covers when changing oil filter cartridges

Code	⬡ mm	▢ "	Type	g	
02111032	**32**	3/8	**e.g. Audi, MAN, Vauxhall Astra, Corsa, VW Passat**	130	1
02111036	**36**	3/8	**e.g. BMW, Mercedes-Benz cars, 100 D Transporter, MAN, Vauxhall Vectra B DI 16V, VW Lupo 1.2 TDi, model year 99**	160	1

54-14 ◉ INHEX socket

- for hexagon socket head screws, 14 mm
- 1/2" ▢-drive
- for use on oil drain plug

Code	Type	g	
03050014	**Mercedes-Benz**	135	5

1054-13 ◉ INHEX sockets

- for hexagon socket head screws, 13 mm
- length 70 mm
- 1/2" ▢-drive
- for oil drain plug on engine

Code	Type	g	
03150713	**Lancia**	130	5

1054KK-5 INHEX socket

- with ball-point hexagon
- 5 mm
- length 238 mm
- 1/2" O-drive
- for use on socket head screws with difficult access up to an angle of 25°
- 5 mm for use on sump screws of 5 cylinder diesel engine, van T4

Code	Type	g	
03310005	**VW/Audi**	145	5

1054KK-8 INHEX socket

- 8 mm
- length 238 mm

Code	Type	g	
03310008	**VW/Audi**	154	5

Special tools for engine and gear transmission

50TX-E10 Socket

HPQ

- for external TORX® screws, size E10
- 1/2" O-drive
- use on mounting screws for GETRAG 260 gearbox, as well as on automatic gearboxes fitted to US and Japanese models

Code	Type	g	
03270010	**BMW**	55	10

50TX-E12 Socket

HPQ

- size E12

Code	Type	g	
03270012	**BMW**	60	10

50TX-E14 Socket

HPQ

- size E14

Code	Type	g	
03270014	**BMW**	56	10

54TX-T27 Screwdriver socket

- for inside TORX® screws, size T27
- 1/2" O-drive
- use on switchgear of automatic gearbox 3HP 22, 4HP 22

Code	Type	g	
03100027	**BMW**	72	5

1418 Bit

- for inside TORX® screws, size T27
- 1/4" ⬢-drive
- use on switchgear on automatic gearbox 3HP 22, 4HP 22

Code	Type	g	
08130027	**BMW**	6	10

730N/5 Service MANOSKOP® torque wrench

- 10–50 N·m
- with tool carrier for insert tools
- for tightening ZF switch-gear and adjustment brakebelt BW 65 on automatic gearbox
- to use with ratchet insert tool No 735/10

Code	Type	g	
50181005	**BMW**	1054	1

735/10 Ratchet insert tool

- reversible
- 1/2" O-drive

Code	mm	g	
58250010	9x12	147	1

6547 Special circlip pliers

- use on retaining ring on gear box main shaft (all "GETRAG" and ZF gear boxes S4-18/3)

Code	Type	g	
65474170	**BMW**	154	1

KG10 Print ES DE EN 2019-12-02.indd 363 02.12.2019 09:40:39

1054-10 INHEX socket

- for hexagon socket head screws, 10 mm
- length 140 mm
- 1/2" O-drive
- for bolts on car engines

Code	Type	g	
03 15 14 10	**Mercedes-Benz**	150	5

51-27 Socket

AS HPQ

- bi-hexagon, 27 mm
- 1/2" O-drive
- for rotating engine through hexagon on crankshaft

Code	Type	g	
03 02 00 27	**Mercedes-Benz**	280	5

3049-8 INHEX socket

- for hexagon socket head screws, 8mm
- length 24mm
- 3/8" O-drive
- for use on mounting screws on fluid fly-wheel

Code	Type	g	
02 15 24 08	**Mercedes-Benz**	28	5

11060-1a Internal puller

- capacity 16–20 mm
- for sealing ring and bearing on crankshaft
- use with counter stay No 11061-1

Code	Type	g	
71 16 00 21	**Mercedes-Benz**	116	1

11061-1 Counter stay

- use with internal puller No 11060-1a

Code	g	
71 17 00 11	654	1

11060-2 Internal puller

- capacity 20–27 mm
- for bearing bush of idler gear on oil pump drive
- use with counter stay No 11061-2

Code	Type	g	
71 16 00 12	**Mercedes-Benz**	131	1

11061-2 Counter stay

- use with internal puller No 11060-2

Code	g	
71 17 00 12	1518	1

730/2 Quick Service-MANOSKOP® torque wrench

- 4-20 N·m

Code	Type	g	
50 18 40 02	**VW/Audi**	315	1

734/5 Square drive insert tool

- 3/8" O-drive
- for use with Service-MANOSKOP® torque wrench No 730/2 Quick

Code	Type	mm	g	
58 24 00 05	**VW/Audi**	9x12	76	1

12717 Pin wrench

- offset
- distance between pins 18 mm
- pin dia. ∅ 2.9 mm, length 140 mm
- for ring nut of tension pulley on 1.6 l diesel

Code	Type	g	
44 70 00 18	**2/80 Golf, Jetta, Passat, Audi 80**	76	10

KG10 Print ES DE EN 2019-12-02.indd 364 02.12.2019 09:40:45

Special tools miscellaneous

157 Chain exhaust-pipe cutter

- infinitely adjustable
- with twist handle
- also suitable for special steel pipes up to 1.8 mm wall thickness
- chain length 270 mm

Code	mm	g	
60110001	25-75	665	1

K157 Chain

Code	g	
69130001	183	1

1225 Special extension

- offset
- for use on magnetic switch diesel pump

Code	■ "	g	
12250001	3/8	128	5

10614 Hose clip pliers

- for self tightening hose clips
- nickel-plated

Code	L mm	g	
76460000	220	293	1

10615/1 Hose clip pliers CLIC

- for CLIC hose clips e.g. Alfa Romeo, Audi, BMW, Opel, Peugeot, VW
- work can be carried out at various angles due to stepless swivelling jaws

Code	L mm	g	
76460013	200	189	1

10623/1 Hose clip pliers

- registered design
- with rotating jaws and multiple locking positions
- single-handed use even with wide openings due to variable-geometry joint
- especially for 12 and 15 mm wide, large-format hose clips, e.g. for Alfa Romeo, Audi, Citroën, Fiat, Ford, Mercedes-Benz, Opel, Peugeot, Porsche, Renault, VW

Code	L mm	g	
76460012	290	414	1

10623/2 Hose clip pliers

- registered design
- with Bowden cable and multiple locking positions
- especially for 12 and 15 mm spring-steel hose clips, suitable for use near cooling and heating systems up to a diameter of 42 mm
- access to hard-to-reach places using Bowden cable remote action (length 610 mm), e.g. for Alfa Romeo, Audi, Citroën, Fiat, Ford, Mercedes-Benz, Opel, Peugeot, Porsche, Renault, VW

Code	L mm	g	
76540001	300	565	1

Replacement Bowden cable for No 10623/2

Code	g	
79540001	120	1

10625 Ear clamp pincers

- for application of 1 and 2-ear clamps on shaft sleeves, radiator and fuel lines e.g. for Audi, BMW, Ford, GM, Honda, Mazda, Mercedes-Benz, Nissan, Opel, VW
- quality steel, black paint finish

Code	L mm	g	
76540002	225	340	1

10625/2 Hose clip pliers

- for correctly closing hose clips without ears, for shaft sleeves on Audi, Mercedes-Benz, Toyota and VW
- Quality steel, nickel-plated
- jaws gunmetal finished

Code	L mm	g	
76540003	200	173	1

12718 Flat scraper

- special steel
- for removal of gasket seals on carburettor, valve cover, cylinder head etc.

Code	L mm	g	
72033101	265	164	5

12763 Pull hook for rubber exhaust mountings

- with T-bar
- chromium-plated, black dip-coated
- for pulling rubber loops on exhaust mountings
- all cars except Ford

Code	L mm	g	
74200002	220	118	5

12771 Extractor pliers

- for removing fixing plugs on door trims, outside trims, rubber bumper covers etc.
- joint and jaws made of hardened sheet steel
- handles made of shaped sheet steel

Code	L mm	g	
76480001	230	205	1

12975 Fuel hose clamp

- capacity up to ∅ 20 mm
- for stopping fuel flow temporarily

Code	g	
74340001	38	10

1435 Bit

- for inside TORX® screws, size T55
- 5/16" ⬢-drive
- for screws in rear seats
- for use with bit-holder insert tool No 736/40

Code	Type	g	
08140055	**BMW: X6 model E71, series 7 model F01/F02**	20	10

736/40 Bit holder insert tool

- internal hex drive 5/16"
- for use with bit No 1435

Code	Type	mm	g	
58261040	**BMW: X6 model E71, series 7 model F01/F02**	14x18	114	1

1445 Bit

- for inside TORX® tamper resistant screws, size T30
- 1/4" ⬢-drive
- use on sensor screws wheel house (models with airbag system)

Code	Type	g	
08160030	**BMW**	6	10

12506-6 Hexagon nut spinner

- flexible
- 6 mm
- for screws on hose clips of radiator hose
- max. tightening torque 8 N·m

Code	Type	g	
43103206	**BMW**	167	10

440-17 CROW-RING spanner

AS PART

- 17 mm
- 3/8" ○-drive
- for use on pipes for air conditioning unit

Code	Type	g	
02190017	**Mercedes-Benz**	40	1

440-19 CROW-RING spanner

AS PART

- 19 mm

Code	g	
02190019	40	1

440-22 CROW-RING spanner

- 22 mm

Code	g	
02 19 00 22	57	1

440-24 CROW-RING spanner

- 24 mm

Code	g	
02 19 00 24	57	1

735/20 Ratchet insert tool, fine tooth

- reversible
- 1/2" ■-drive
- use with Service-MANOSKOP® torque wrench No 730/20 Quick

Code	Typ	mm	g	
58 25 00 20	**Mercedes-Benz**	14x18	302	1

730R/5 Quick Service-MANOSKOP® torque wrench

- 6-50 N·m
- 3/8" ■-drive
- for general service work

Code	Type	g	
96 50 40 05	**Mercedes-Benz**	994	1

730R/12 Quick Service-MANOSKOP® torque wrench

- 25-130 N·m
- 1/2" ■-drive
- for valve adjustment

Code	Type	g	
96 50 40 12	**Mercedes-Benz**	1488	1

730R/20 Quick Service-MANOSKOP® torque wrench

- 40-200 N·m
- 1/2" ■-drive

Code	Type	g	
96 50 40 20	**Mercedes-Benz**	1626	1

11060-1 Internal puller

- capacity 12–16 mm
- for use on bearings, seals and bushes

Code	Type	g	
71 16 10 11	**Mercedes-Benz**	110	1

11060-2 Internal puller

- capacity 20–27 mm

Code	Type	g	
71 16 00 12	**Mercedes-Benz**	131	1

11060-3 Internal puller

- capacity 27–36 mm

Code	Type	g	
71 16 00 13	**Mercedes-Benz**	365	1

11060-5 Internal puller

- capacity 36–46 mm

Code	Type	g	
71 16 00 16	**Mercedes-Benz**	558	1

11060-6 Internal puller

- capacity 46–58 mm

Code	Type	g	
71 16 00 16	**Mercedes-Benz**	558	1

KG10 Print ES DE EN 2019-12-02.indd 367 02.12.2019 09:40:56

11061-1 Counter stay

- for internal puller No 11060/0–2
- for use on bearings, seals and bushes

Code	g	
71 17 00 11	654	1

11061-2 Counter stay

- for internal puller No 11060/3–7

Code	Type	g	
71 17 00 12	**Mercedes-Benz**	1518	1

12506-7 Hexagon nut spinner

- flexible
- 7 mm
- for screws on hose clips of radiator hose
- max. tightening torque 8 N·m

Code	Type	g	
43 10 32 07	**Mercedes-Benz**	168	10

10760CV-17 Hexagon key wrench

- Fiat No A 89601 up to A 89611 (2.5 mm up to 17 mm see page 267)
- for hexagon socket head screws

Code	g	
43 15 00 17	442	5

720Nf/80 Standard-MANOSKOP® torque wrench

- 160–800 N·m
- 3/4" ◘-drive

Code	Type	g	
50 19 00 81	**VW: LT Syncro**	5650	1

730/5 Quick Service-MANOSKOP® torque wrench

- 6–50 N·m
- for general service work

Code	Type	g	
50 18 40 05	**VW/Audi**	780	1

732/10-13 Ring insert tool

AS DATA

- 13 mm
- for use with Service-MANOSKOP® torque wrench No 730/5 Quick

Code	Typ	mm	g	
58 22 10 13	**VW/Audi**	9x12	55	1

735/10 Ratchet insert tool

- reversible
- 1/2" ■-drive
- for use with Service-MANOSKOP® torque wrench No 730/5 Quick

Code	Typ	mm	g	
58 25 00 10	**VW/Audi**	9x12	147	1

730/20 Quick Service-MANOSKOP® torque wrench

- 40–200 N·m

Code	Type	g	
50 18 40 20	**VW/Audi**	1310	1

735/20 Ratchet insert tool

- reversible
- 1/2" ■-drive
- for use with Service-MANOSKOP® torque wrench No 730/20 Quick

Code	Typ	mm	g	
58 25 00 20	**VW/Audi**	14x18	302	1

730/40 Quick Service-MANOSKOP® torque wrench

- capacity 80–400 N·m

Code	Type	g	
50 18 40 40	**VW/Audi**	1540	1

KG10 Print ES DE EN 2019-12-02.indd 368 02.12.2019 09:41:02

735/40 Ratchet insert tool

- reversible
- 3/4" ■-drive
- for use with Service-MANOSKOP® torque wrench No 730/40 Quick

Code	Typ	mm	g	
58250040	**VW/Audi**	14x18	515	1

1068 Air filter claw

- for loosening of filter cartridges on air brakes (trucks)

Code	"	Clamp. width mm	total height mm	length of claws mm	g	
74620011	1/2	100-145	85	60	925	1

1421 Bit screwdriver socket

- for inside TORX® screws
- outside ⬢ 1/4" C 6.3 size T45
- length 26 mm
- for use on door hinges
- drive tools: f.e. ratchet reversible No 725/4B and ratchet tap holder No 1820 or ratchet reversible No 725/4B and torque wrench

Code	Type	g	
08130045	**VW: Golf III**	8	10

2509 IMPACT sockets

- 3/4" O-drive
- for power drivers
- extra deep
- with reduced diameter
- Chrome Alloy Steel, gunmetal finish

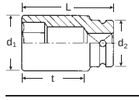

Code	mm	d_1 mm	d_2 mm	L mm	t mm	g	
25090027	**27**	40.5	44	100	72.5	672	2
25090030	**30**	44.3	44	100	72.5	728	2
25090032	**32**	46.8	44	100	72	778	2
25090033	**33**	48	44	100	72	803	2

for Trilex wheels

Special tools for HGVs

34c Lkw Wheel brace

- DIN 3119/ISO 6788
- forged centre section, pressed-in extension arms with extra deep forged socket heads
- Chrome Alloy Steel, chrome plated

Code	mm/"	L mm	g	
43030005	24; 27; 32; ■ 3/4"	400	2058	1

2609 IMPACT sockets

- 1" O-drive
- for power drivers
- extra deep
- with reduced outside diameter
- Chrome Alloy Steel, gunmetal finish

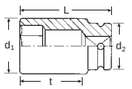

Code	mm	d_1 mm	d_2 mm	L mm	t mm	g	
26090027	**27**	42.3	54	110	80	1001	2
26090030	**30**	46	54	110	79.5	1047	2
26090032	**32**	48.5	54	110	79	1015	2
26090033	**33**	49.8	54	110	78.5	1102	2

for wheel nuts

39 Tyre levers

- handy, sturdy construction, purposefully shaped
- Chrome Alloy Steel

Code	No	L mm	g	
74010601	**39/1 Lkw**	600	897	5
74010602	**39/1 Lkw**	600	1180	5
74010603	**39/1 Lkw**	600	900	5

24-17x19 OPEN-RING spanner

- bi-hexagon, 17 x 19 mm
- for all threaded connectors on injector pipes

Code	Type	g	
41 08 17 19	**BMW**	150	10

3054X-M12 Screwdriver socket

- for tri-square socket head screws (XZN®), size 12
- length 140 mm
- ∅ 11.5 mm
- 1/2" O-drive for cylinder head bolts with tri-square socket head M12

Code	Type	g	
03 26 14 12	**Mercedes-Benz**	160	5

51-30 Socket

- extra deep
- bi-hexagon, 30 mm
- 1/2" O-drive
- on injector post

Code	Type	g	
03 02 00 30	**Mercedes-Benz**	341	5

11068-2 Piston ring compressor

- of special spring steel
- infinitely variable adjustment
- c/w adj. spanner
- capacity ∅ 90–175 mm

Code	Type	g	
74 14 00 03	**Mercedes-Benz**	270	1

440-27MB CROW-RING spanner

- for setting of electronic injection on 440-HP-engines

Code	Type	g	
02 19 10 27	**Mercedes-Benz**	92	1

55-30 Socket

- hexagon, 30 mm
- 3/4" O-drive
- for U-bolt nuts, front

Code	Type	g	
05 01 00 30	**Mercedes-Benz**	313	5

3678 4-pin socket

- length 72 mm
- 1/2" O-drive
- for use on pressure nut of injector post

Code	Type	g	
03 81 00 01	**Mercedes-Benz**	151	5

55-36 Socket

- 36 mm
- 3/4" O-drive
- for U-bolt nuts, rear

Code	Type	g	
05 01 00 36	**Mercedes-Benz**	386	2

1054-10 INHEX socket

- for hexagon socket head screws, 10 mm
- length 140 mm
- 1/2" O-drive, for cylinder head bolts

Code	Type	g	
03 15 14 10	**Mercedes-Benz**	150	5

24-10x12 OPEN-RING spanner

- hexagon, 10 x 12 mm
- for general service work

Code	Type	g	
41 08 10 12	**Mercedes-Benz**	59	10

KG10 Print ES DE EN 2019-12-02.indd 370 02.12.2019 09:41:13

440-30 CROW-RING spanner

- 30 mm
- 1/2" ○-drive
- for use on hydraulic pipe flare nuts

Code	g	
03 19 00 30	155	1

540-19 CROW-FOOT spanner

- 19 mm
- for use on new push connector for pneumatic installations on new light-weight truck series

Code	Type	g	
02 20 00 19	**Mercedes-Benz**	64	1

540-24 CROW-FOOT spanner

- 24 mm

Code	g	
02 20 00 24	60	1

730R/2 Quick Service-MANOSKOP® torque wrench

NEW

- capacity 4-20 N·m
- 3/8" ■-drive
- for use on new push connector for pneumatic installations on new light-weight truck series

Code	Type	g	
96 50 40 02	**Mercedes-Benz**	455	1

730R/40/32 Quick Torque wrench set

- in steel case
- for general service work

Content 32 pieces:
1 Service-MANOSKOP® No 730/40 Quick, 80-400 N·m
1 ratchet insert tool No 735/20, reversible, 1/2" ■-drive
1 square drive insert tool No 734/20, 1/2" ■-drive
7 open ended insert tools No 731/40: 13; 15; 17; 19; 22; 27; 30 mm
1 open ended insert tool No 3731/40, 24 mm
7 ring insert tools No 732/40: 13; 15; 17; 19; 22; 24; 27 mm
10 sockets, bi-hexagon No 50: 13; 14; 15; 17; 19; 22; 24; 27; 30; 32 mm
4 accessories, 1/2" ○-drive:
-1 T-handle No 506
-1 extension No 509/10, 255 mm
-1 extension No 509/5, 130 mm
-1 extension No 509/2, 55 mm

Code	Type	g	
96 50 20 53	**Mercedes-Benz**	9739	1

54/12 ◉ Set of INHEX sockets

- for hexagon socket head screws
- insturdy, stackable ABS plastic case
- for general service work

Content 12 INHEX sockets:
No 54: 4; 5; 6; 7; 8; 10; 12; 14; 17; 19 mm
No 3054/8, 8 mm
No 1054/10, 10 mm

Code	Type	g	
96 03 15 03	**Mercedes-Benz**	1894	1

721Nf/80 Standard-MANOSKOP® torque wrench

- 160–800 N·m
- 3/4" ■-drive
- for general service work

Code	Type	g	
50 20 00 81	**Mercedes-Benz**	6380	1

STAHLWILLE
T20
12174 VDE
13
12171 VDE
M10
12173 VDE

11 VDE TOOLS

Sets of tools
>> Page 376

Spanners
>> Page 377

Torque wrenches
>> Page 378

Ratchets, sockets, screwdriver sockets, extensions
>> Page 378

Screwdrivers
>> Page 379

Pliers
>> Page 381

Accessories
>> Page 385

When things get hot, they keep cool.
VDE tools from STAHLWILLE.

Made in Germany

The VDE range even permits completely safe work on live components up to 1000 volts. Certified in compliance with stringent VDE standards, these tools combine intelligent product design that is optimised to benefit users, high-grade materials, tight tolerances, outstanding ergonomics and long service lives with resilient, durable protective insulation.

The VDE range from STAHLWILLE comprises more than 130 tools in the premium quality you have come to expect. Spanners, fine tooth ratchets, torque wrenches, pliers, cutters and many sockets and screwdriver sockets – available individually or clearly arranged in a set box or case. STAHLWILLE's VDE range of tools leaves nothing to be desired.

FLEXIBLE.

Interchangeable ratchet insert tool – the only insulated torque wrench with a ratchet insert tool that users can exchange themselves (9 x 12 mm, 3/8" ■).

FAST.

With a QuickRelease safety lock that enables rapid tool changing but effectively protects against tool loss.

ADJUSTABLE.

Fast adjustment without dismantling. End-users can easily readjust the tool themselves – without having to send it in and have it retested.

EFFICIENT.

Proven QuickSelect setting of torque and an additional ring scale that allows fine adjustment.

WEAR-RESISTANT.

In contrast to conventional torque wrenches, it is not necessary to reset the wrench to zero after each job to unload the spring.
In this way, users benefit from long-term accuracy and safe measurement results with less time required.

13300 VDE VDE case

- with 48 tools
- sturdy aluminium frame
- ergonomically designed carrying handle
- smooth-running rollers and integrated telescopic handle to simplify transport

Code	kg
96838193	13

	No	Content
	12171 VDE	3/8" **O** 7; 8; 9; 10; 11; 12; 13; 14; 16; 17; 18; 19; 20; 22 mm
	12174 VDE	3/8" **O** sizes T20; T25; T30
	12175 VDE	3/8" **O** M8; M10
	12167/3 VDE	3/8" ■ **O** 94 mm
	12167/6 VDE	3/8" ■ **O** 178 mm
	12167/10 VDE	3/8" ■ **O** 258 mm
	12165 VDE	3/8" ■
	4660 VDE	size 1 (0.4 x 2.5 x 75 mm) size 2 (0.5 x 3.0 x 100 mm) size 3 (0.6 x 3.5 x 100 mm) size 4 (0.8 x 4.0 x 100 mm)
	4665 VDE **4675 VDE**	PH1; PH2; PH3 sizes T8; T10; T15; T20; T25; T30
	6501 VDE	200 mm
	6508 VDE	160 mm
	6530 VDE	200 mm
	6551 VDE	250 mm
	6602 VDE	180 mm
	6630 VDE	220 mm
	12188 VDE	
	12191 VDE	
	12192 VDE	
	12193 VDE	
	12194 VDE	
	12195 VDE	
	13209 VDE	

12171/19/4 VDE VDE tool case 3/8"

TCS

- in sturdy, stackable ABS plastic case

Content 23 pieces:
14 sockets with hexagon
No 12171 VDE: 7; 8; 9; 10; 11; 12; 13; 14; 16; 17; 18; 19; 20; 22 mm
3 screwdriver sockets for internal TORX® screws
No 12174 VDE: sizes T20; T25; T30
2 screwdriver sockets for tri-square socket head screws XZN®
No 12175 VDE: M8; M10
3 extensions No 12167/3 VDE (94 mm),
No 12167/6 VDE (178 mm),
No 12167/1 VDE (258 mm)
1 ratchet No 12165 VDE

Code	g
96022020	3056

TCS 12171/19/4 VDE

TCS

- 350 x 350 x 45 mm
- 23 pieces

Code	g
96830041	2800

	No	Content
	12171 VDE	3/8" **O** 7; 8; 9; 10; 11; 12; 13; 14; 16; 17; 18; 19; 20; 22 mm
	12174 VDE	3/8" **O** sizes T20; T25; T30
	12175 VDE	3/8" **O** M8; M10
	12167 VDE 3	3/8" ■ **O** 94 mm
	12167 VDE 6	3/8" ■ **O** 178 mm
	12167 VDE 10	3/8" ■ **O** 258 mm
	12165 VDE	3/8" ■

KG11 Print ES DE EN 2019-12-09.indd 376 09.12.2019 10:01:01

12160 VDE VDE single-ended open-jaw spanners

- Chrome Alloy Steel, chrome plated
- VDE insulated up to 1000 V
- DIN EN 60900
- AC/1000 V

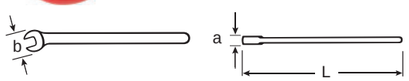

Code	mm	L mm	b mm	a mm	g	
44180010	**10**	140.7	26	10.5	48	1
44180013	**13**	166.4	32.5	11.5	80	1
44180014	**14**	181	34.5	11.5	88	1
44180017	**17**	200	40	12.5	146	1
44180019	**19**	218	44.5	13	184	1
44180022	**22**	248	50	13.5	254	1

12161 VDE VDE single-ended ring spanners

AS

- Chrome Alloy Steel, chrome plated
- VDE insulated up to 1000 V
- DIN EN 60900
- AC/1000 V

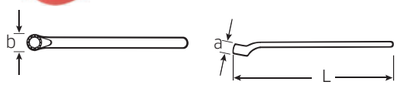

Code	mm	L mm	b mm	a mm	g	
44190010	**10**	147.6	19.6	13	48	1
44190013	**13**	171.2	23.6	15	82	1
44190014	**14**	184.1	25.1	15	82	1
44190017	**17**	208.3	29.1	17	144	1
44190019	**19**	227.1	32	18	190	1
44190022	**22**	254.2	36.3	19	238	1

12160/6 VDE Set VDE single-ended open-jaw spanners

- 6 pieces
- VDE insulated up to 1000 V
- DIN EN 60900
- AC/1000 V
- Chrome Alloy Steel, chrome plated
- roll-up wallet made of extremely tough textile with Velcro fastener

Code	Content mm	g
96404301	10; 13; 14; 17; 19; 22	950

12161/6 VDE Set VDE single-ended ring spanners

AS

- 6 pieces
- VDE insulated up to 1000 V
- DIN EN 60900
- AC/1000 V
- Chrome Alloy Steel, chrome plated
- roll-up wallet made of extremely tough textile with Velcro fastener

Code	Content mm	g
96404302	10; 13; 14; 17; 19; 22	430

TCS 12160 VDE

TCS

- 175 x 350 x 30 mm
- 6 pieces

Code	g
96830042	900

	No	Content
	12160 VDE	10; 13; 14; 17; 19; 22 mm

TCS 12161 VDE

TCS

- 175 x 350 x 30 mm
- 6 pieces

Code	g
96830045	885

	No	Content
	12161 VDE	10; 13; 14; 17; 19; 22 mm

3/8" VDE QuickRelease fine-tooth ratchet.
80 teeth, unfazed by 1000 V.

The 3/8" fine-tooth ratchet retains the compact shape, outstanding functionality and ergonomics of all STAHLWILLE fine-tooth ratchets, and provides optimum protection against live voltages in accordance with VDE standards.

80

4,5°

730R/5 VDE VDE MANOSKOP® torque wrench with QuickRelease ratchet

QR

- click-type
- with double-insulated plastic sleeve against high voltages up to 1000 V
- DIN EN 60900
- AC/1000 V
- mount for interchangeable insert tools
- exchange of the ratchet 725QR VDE without having to recheck the insulation
- QuickRelease safety lock
- fast, accurate setting thanks to QuickSelect quick-action adjuster
- dual stop signal
- easy-to-read double scale with colour coding to differentiate between N·m/ft·lb
- the measuring element is only under load while force is being applied, no need for manual reset to zero
- any force applied to the tool after the ‚click' or applied in the opposite direction to the current function – e.g. forcible loosening of a jammed screw - does not act on the trigger mechanism and cannot cause damage to it
- insulation made of non-slip, abrasion-proof special plastic, resistant to diluted alkalis, hydrocarbons, fuels and oils
- calibration using perfectControl® calibrating unit No 7794 or calibration system No 7791
- adjustment without disassembly and without having to recheck the insulation
- certificate in accordance with DIN EN ISO 6789-2:2017
- **display deviation value ± 3 %**

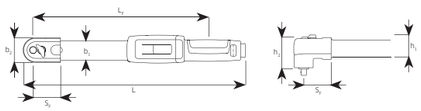

Code					Fine scale	mm	■ "	b_1 mm	b_2 mm	h_1 mm	h_2 mm	L mm	L_F mm	S_F mm	g
96550150	10–50 N·m	7–37 ft·lb	5 N·m	1 ft·lb	0.25 N·m	9x12	3/8	43	49.5	36	59.5	390.5	308.5	28	1365

725QR VDE VDE QuickRelease ratchet insert tool

QR

- reversible
- with QuickRelease safety lock
- 30 teeth
- Chrome Alloy Steel, chrome plated
- VDE insulated up to 1000 V
- DIN EN 60900
- AC/1000 V
- exclusively for MANOSKOP® 730R VDE

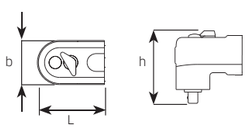

Code	■ "	mm	b mm	h mm	L mm	g	
58253105	3/8	9x12	43	70.5	65.5	230	1

12165 VDE VDE QuickRelease ratchet, fine tooth, 3/8"

QR FOD 80 4,5°

- reversible
- 80 teeth
- with QuickRelease safety lock
- with double-insulated plastic sleeve for working under voltage
- with 2-component handle
- for use in confined spaces, re-engages after movement of 4.5°
- construction without screws prevents foreign object damage
- VDE insulated up to 1000 V
- DIN EN 60900
- AC/1000 V

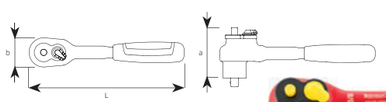

Code	L mm	b mm	a mm	g	
12430001	205	61	37	298	1

12171 VDE VDE sockets 3/8"

AS GKN HPQ

- HPQ® high performance steel, chrome plated
- VDE insulated up to 1000 V
- DIN EN 60900
- AC/1000 V

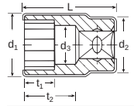

Code	mm	d_1 mm	d_2 mm	d_3 mm	L mm	t_1 mm	t_2 mm	g	
02380007	**7**	15.5	21.5	6	42	6	12.5	24	1
02380008	**8**	16.7	21.5	7	43	7	13.5	26	1
02380009	**9**	18	21.5	8	43	7	13.5	28	1
02380010	**10**	19.3	21.5	9	45	8.5	15.5	28	1
02380011	**11**	20.6	21.5	10	45	8.5	13.7	29	1
02380012	**12**	21.9	22.5	11	46	9.5	14.4	36	1
02380013	**13**	23	22.5	12	48	11.5	16.1	36	1
02380014	**14**	24.4	22.5	13	48	11.5	15.8	40	1
02380016	**16**	26.7	24	15	49	13.5	18.9	48	1
02380017	**17**	28	24	16	49	12.5	18.6	54	1
02380018	**18**	29.2	24	17	50	13.5	19.3	58	1
02380019	**19**	30.2	24	18	50	13.5	19	58	1
02380020	**20**	31.2	25	19	52	15.5	20.7	68	1
02380022	**22**	33.7	26	21	53	17	21.2	78	1

12167 VDE VDE extensions 3/8"

- Chrome-Alloy-Steel, chrome plated
- VDE insulated up to 1000 V
- DIN EN 60900
- AC/1000 V

Code	size	L mm	d mm	g	
12420001	**3**	94	23	84	1
12420002	**6**	178	23	162	1
12420003	**10**	258	23	224	1

KG11 Print ES DE EN 2019-12-09.indd 378 09.12.2019 10:01:09

12174 VDE — VDE screwdriver sockets 3/8"

- for internal TORX® screws
- Chrome-Alloy-Steel, chrome plated
- VDE insulated up to 1000 V
- DIN EN 60900
- AC/1000 V

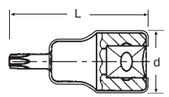

Code	size	mm	L mm	d mm	g	
02390020	**T20**	3.8	67	22.8	52	1
02390025	**T25**	4.4	67	22.8	52	1
02390030	**T30**	5.5	67	22.8	54	1
02390040	**T40**	6.6	67	22.8	56	1
02390045	**T45**	7.8	67	22.8	58	1

12175 VDE — VDE screwdriver sockets 3/8"

- for tri-square socket head screws (XZN®)
- Chrome-Alloy-Steel, chrome plated
- VDE insulated up to 1000 V
- DIN EN 60900
- AC/1000 V

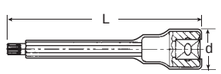

Code	size	L mm	d mm	g	
02370006	**M6** ***NEW***	136	23	100	1
02370008	**M8**	136	23	98	1
02370010	**M10**	136	23	122	1

12177 VDE — VDE extensions 1/2"

- Chrome-Alloy-Steel, chrome plated
- VDE insulated up to 1000 V
- DIN EN 60900
- AC/1000 V

Code	size	L mm	d mm	g	
13420001	**3**	93	27	130	1
13420002	**5**	148	27	206	1
13420003	**10**	273	27	380	1

432 VDE — VDE extending adaptor

NEW

HPQ

- 3/8" socket 1/2" plug (10 x 12.5)
- HPQ® high performance steel, chrome plated
- VDE insulated up to 1000 V
- DIN EN 60900
- AC/1000 V

Code	L mm	d mm	g	
12030005	68	22.6	84	1

12179 VDE — VDE sockets 1/2"

AS HPQ

- HPQ® high performance steel, chrome plated
- VDE insulated up to 1000 V
- DIN EN 60900
- AC/1000 V

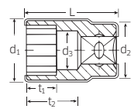

Code	mm	d_1 mm	d_2 mm	d_3 mm	L mm	t_1 mm	t_2 mm	g	
03370010	**10**	19.5	27	9	56	9	22	60	1
03370011	**11**	20.8	27	10	56	9.5	22	64	1
03370012	**12**	22	27	11	56	13	22	64	1
03370013	**13**	23.3	27	12	56	13	22	64	1
03370014	**14**	24.9	27.7	13	56	13	20.5	70	1
03370017	**17**	29	28.7	15.2	56	15	19.6	82	1
03370019	**19**	31.2	30	18	56	16	21.7	94	1
03370022	**22**	34.7	31	21	60	16.5	24.9	116	1
03370024	**24**	37	31	21	60	18.5	24.9	130	1

4660 VDE — VDE electricians screwdrivers DRALL+

- for slotted screws
- Chrome Alloy Steel
- blade gunmetal finished
- VDE insulated up to 1000 V
- DIN EN 60900
- AC/1000 V

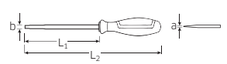

Code	size	a mm	b mm	L_1 mm	L_2 mm	g	
46603025	**1**	0.4	2.5	75	160	20	10
46603030	**2**	0.5	3.0	100	185	39	10
46603035	**3**	0.6	3.5	100	205	42	10
46603040	**4**	0.8	4.0	100	205	46	10
46603055	**5**	1.0	5.5	125	240	93	10
46603065	**6**	1.2	6.5	150	265	120	10
46603080	**7**	1.2	8.0	175	300	170	10

4665 VDE — VDE cross-head screwdrivers DRALL+

- Phillips-Recess®
- Chrome Alloy Steel
- blade gunmetal finished
- VDE insulated up to 1000 V
- DIN EN 60900
- AC/1000 V

Code	PH size	L_1 mm	L_2 mm	g	
46653000	**0**	60	145	35	10
46653001	**1**	80	185	47	10
46653002	**2**	100	215	89	10
46653003	**3**	150	275	159	10

4670 VDE — VDE cross-head screwdrivers DRALL+

- POZIDRIV/SUPADRIV®
- Chrome Alloy Steel
- blade gunmetal finished
- VDE insulated up to 1000 V
- DIN EN 60900
- AC/1000 V

Code	PZ size	L_1 mm	L_2 mm	g	
46703000	**0**	60	145	36	10
46703001	**1**	80	185	46	10
46703002	**2**	100	215	89	10

4675 VDE — VDE TORX® screwdrivers DRALL+

- for inside TORX® screws
- Chrome Alloy Steel
- blade gunmetal finished
- VDE insulated up to 1000 V
- DIN EN 60900
- AC/1000 V

code	size	mm	L_1 mm	L_2 mm	g	
46753008	**T8**	2.3	60	145	22	10
46753010	**T10**	2.7	60	145	22	10
46753015	**T15**	3.3	75	180	40	10
46753020	**T20**	3.8	100	205	47	10
46753025	**T25**	4.4	100	205	51	10
46753030	**T30**	5.5	100	215	89	10

4695 VDE — VDE screwdriver set DRALL+

Content 6 screwdrivers **DRALL+**:
- VDE insulated up to1000 V
- DIN EN 60900
- AC/1000 V

⊖ 4660 VDE:
size 1 (0.4 x 2.5 x 75 mm)
size 3 (0.6 x 3.5 x 100 mm)
size 5 (1.0 x 5.5 x 125 mm)
size 6 (1.2 x 6.5 x 150 mm)
⊕ 4665 VDE: PH1; PH2

Code	g
96469515	595

TCS 4660/4665 VDE

- 175 x 350 x 40 mm
- 6 pieces

Code	g
96838766	391

	No	Content
	4660 VDE	size 1 (0.4 x 2.5 x 75 mm) size 3 (0.6 x 3.5 x 100 mm) size 5 (1.0 x 5.5 x 125 mm) size 6 (1.2 x 6.5 x 150 mm)
	4665 VDE	PH1; PH2

TCS 4665/4670 VDE

- 175 x 350 x 40 mm
- 7 pieces

Code	g
96838785	622

	No	Content
	4665 VDE	PH0; PH1; PH2; PH3
	4670 VDE	PZ0; PZ1; PZ2

TCS 4675 VDE

- 175 x 350 x 40 mm
- 6 pieces

Code	g
96838793	385

	No	Content
	4675 VDE	sizes T8; T10; T15; T20; T25; T30

4798 VDE — VDE set of interchangeable screwdrivers

- 14 pieces
- two-component handle with soft-grip zones for use as precision tools
- attachable rotating cap for interchangeable blades
- automatic locking system prevents inadvertent extraction
- VDE insulated up to 1000 V
- DIN EN 60900
- AC/1000 V

Content:
1x two-component handle
1x attachable rotating cap
⊖ 2.5 x 0.4; 3.0 x 0.5; 3.5 x 0.6; 4.0 x 0.8; 5.5 x 1.0; 6.5 x 1.2 mm
⊕ PH1; PH2
⊕ PZ2
T10; T15; T20

Code	g
96469511	814

TCS 6501-6600/3 VDE

- 175 x 350 x 40 mm
- 3 pieces

Code	g
96838770	725

	No	
	65017180	180 mm
	65297200	200 mm
	66007160	160 mm

TCS 6501/6551/6600 VDE

- 175 x 350 x 40 mm
- 3 pieces

Code	g
96830039	918

	No	
	65017180	180 mm
	65517240	240 mm
	66007160	160 mm

6501 VDE VDE combination pliers

- DIN ISO 5746
- precision cutting edges for all wires, incl. piano wire
- induction hardened cutting edges, approx. 62 HRC, for long life

65017160

65018160

Code	L mm	Head	Handles	③	④	⑤	⑥	g
65017160	160	chrome plated	dip-coated insulation DIN EN 60900, AC/1000 V	1.8	1.5	10	16	202
65017180	180			2	1.8	12	16	279
65017200	200			2.5	2	13	16	359
65018160	160	chrome plated	insulated, with plastic sleeves, DIN EN 60900, AC/1000 V	1.8	1.5	10	16	186
65018180	180			2	1.8	12	16	186
65018200	200			2.5	2	13	16	317

③ Cutting capacity in mm for hard wire
④ Cutting capacity in mm for piano wire
⑤ Cutting capacity in mm for cable
⑥ Cutting capacity in mm^2

6507 VDE VDE flat nose pliers, short

- DIN ISO 5745
- short, flat serrated jaws

65077160

65078160

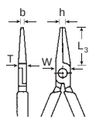

Code	L mm	Head	Handles	L_3 mm	W mm	T mm	h mm	b mm	g
65077160	160	chrome plated	dip-coated insulation DIN EN 60900, AC/1000 V	30	17	10	5	9	200
65078160	160	chrome plated	insulated, with plastic sleeves, DIN EN 60900, AC/1000 V	30	17	10	5	9	181

6508 VDE VDE flat nose pliers, long

- DIN ISO 5745
- long, flat serrated jaws

65087160

65087160

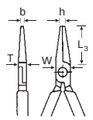

Code	L mm	Head	Handles	L_3 mm	W mm	T mm	h mm	b mm	g
65087160	160	chrome plated	dip-coated insulation DIN EN 60900, AC/1000 V	50	15	8	3	5	148
65088160	160	chrome plated	insulated, with plastic sleeves, DIN EN 60900, AC/1000 V	50	15	8	3	5	166

6523 VDE VDE round nose pliers, short

- DIN ISO 5745
- for bending wire loops and rings
- short, round, ground jaws
- fine serrations on gripping areas

65237160

65238160

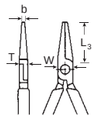

Code	L mm	Head	Handles	L_3 mm	W mm	T mm	b mm	g
65237160	160	chrome plated	dip-coated insulation DIN EN 60900, AC/1000 V	30	18	10	3	201
65238160	160	chrome plated	insulated, with plastic sleeves, DIN EN 60900, AC/1000 V	30	18	10	3	176

6524 VDE VDE round nose pliers, long

- DIN ISO 5745
- for bending wire loops and rings
- long, round, ground jaws
- fine serrations on gripping areas

65247160

65248160

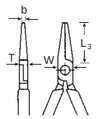

Code	L mm	Head	Handles	L_3 mm	W mm	T mm	b mm	g
65247160	160	chrome plated	dip-coated insulation DIN EN 60900, AC/1000 V	47	15.5	8.5	2.5	162
65248160	160	chrome plated	insulated, with plastic sleeves, DIN EN 60900, AC/1000 V	47	15.5	8.5	2.5	156

6529 VDE VDE snipe nose pliers with cutter (radio- or telephone pliers)

- DIN ISO 5745
- Form A (straight)
- half round, long tapering, serrated jaws, with burner hole
- precision cutting edges for soft and hard wires
- induction hardened cutting edges, approx. 60 HRC

65297160

65298160

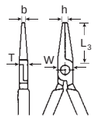

Code	L mm	Head	Handles	L_3 mm	W mm	T mm	h mm	b mm	g
65297160	160	chrome plated	dip-coated insulation DIN EN 60900, AC/1000 V	51	16	9	3	2.5	174
65297200	200			73	17	9	3	2.5	226
65298160	160	chrome plated	insulated, with plastic sleeves, DIN EN 60900, AC/1000 V	51	16	9	3	2.5	158
65298200	200			73	17	9	3	2.5	202

6530 VDE VDE snipe nose pliers with cutter (radio- or telephone pliers)

- DIN ISO 5745
- Form B, bent 45°
- half round, long tapering, serrated jaws, with burner hole
- precision cutting edges for soft and hard wires
- induction hardened cutting edges, approx. 60 HRC

65307160

65308160

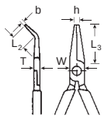

Code	L mm	Head	Handles	L_2 mm	L_3 mm	W mm	T mm	h mm	b mm	g
65307160	160	chrome plated	dip-coated insulation DIN EN 60900, AC/1000 V	24	55	16	9	3	2.5	185
65307200	200			28	76	17	9	3.5	2.5	230
65308160	160	chrome plated	insulated, with plastic sleeves, DIN EN 60900,	24	55	16	9	3	2.5	154
65308200	200		AC/1000 V	28	76	17	9	3.5	3	201

KG11 Print ES DE EN 2019-12-09.indd 382 09.12.2019 10:01:22

6533 VDE VDE mechanics snipe nose pliers

- half round, long tapering
- serrated jaws

65 337 160

65 338 160

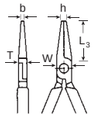

Code	L mm	Head	Handles	L_3 mm	W mm	T mm	h mm	b mm	g
65 337 160	160	chrome plated	dip-coated insulation DIN EN 60900, AC/1000 V	50	15	8	3	2.5	147
65 338 160	160	chrome plated	insulated, with plastic sleeves, DIN EN 60900, AC/1000 V	50	15	8	3	2.5	160

6551 VDE VDE waterpump wrench

- DIN ISO 8976 (No 207 c)
- with box joint and recess
- 7 positions
- anti-pinch mechanism
- chrome vanadium

Code	L mm	Jaw opening max. mm	Head	Handles	g
65 517 240	250	35	chrome plated	dip-coated insulation DIN EN 60900, AC/1000 V	358

6600 VDE VDE side cutters

- DIN ISO 5749
- Form B
- precision cutting edges for all wires incl. piano wire
- high quality alloy steel
- bevelled cutting edges induction hardened, approx. 63 HRC

66 007 160

66 008 160

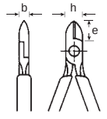

Code	L mm	Head	Handles	e mm	h mm	b mm	①	②	③	④	g
66 007 145	140	chrome plated	dip-coated insulation DIN EN 60900, AC/1000 V	19	20	8.2	3	2.5	1.8	1.6	155
66 007 160	160			23.5	20	9	3	2.8	2	1.6	215
66 007 180	180			25.5	25	9.5	3.8	3	2.5	2	260
66 008 145	140	chrome plated	insulated, with plastic sleeves, DIN EN 60900, AC/1000 V	19	20	8.2	3	2.5	1.8	1.6	149
66 008 160	160			23.5	20	9	3	2.8	2	1.6	190
66 008 180	180			25.5	25	9.5	3.8	3	2.5	2	249

① Cutting capacity in mm for soft wire
② Cutting capacity in mm for medium hard wire
③ Cutting capacity in mm for hard wire
④ Cutting capacity in mm for piano wire

6602 VDE VDE heavy duty side cutters

- DIN ISO 5749
- Form A
- precision cutting edges for all wires incl. piano wire
- high quality alloy steel
- bevelled cutting edges induction hardened, approx. 63 HRC

66 027 200

66 028 200

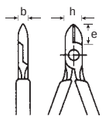

Code	L mm	Head	Handles	e mm	h mm	b mm	①	②	③	④	g
66 027 160	160	chrome plated	dip-coated insulation, DIN EN 60900 AC/1000 V	25.5	25	9.5	4	3.4	2.5	2	220
66 027 200	200			31	28	11.5	4	4	3	2.5	325
66 027 250	250			32	29.5	12	4	4	3.5	3	475
66 028 160	160	chrome plated	insulated, with plastic sleeves, DIN EN 60900 AC/1000 V	25.5	25	9.5	4	3.4	2.5	2	210
66 028 180	180			27.5	26.5	10.5	4	3.8	2.7	2.2	250
66 028 200	200			31	28	11.5	4	4	3	2.5	305

① Cutting capacity in mm for soft wire
② Cutting capacity in mm for medium hard wire
③ Cutting capacity in mm for hard wire
④ Cutting capacity in mm for piano wire

KG11 Print ES DE EN 2019-12-09.indd 383 09.12.2019 10:01:25

6622 VDE VDE wire stripping pliers

- with adjustment screw to cut insulation only on wire or cable
- max. 5 mm ∅ 10 mm² conductor cross-section

66227160

66228160

Code	L mm	Head	Handles	g
66227160	160	chrome plated	dip-coated insulation DIN EN 60900, AC/1000 V	180
66228160	160	chrome plated	insulated, with plastic sleeves, DIN EN 60900, AC/1000 V	168

6623 VDE VDE wire stripping pliers

- for wires from 0.5 to 5 mm ∅
- self adjusting
- cutter hole for cutting wire or stranded wires up to 5 mm ∅
- special steel

66237160

66238160

Code	L mm	Head	Handles	g
66237160	160	chrome plated	dip-coated insulation DIN EN 60900, AC/1000 V	214
66238160	160	chrome plated	insulated, with plastic sleeves, DIN EN 60900, AC/1000 V	184

6923 Replacement stripping knives (1 pair) for No 6623

Code	g
69230001	11

6630 VDE VDE cable shear

- for copper and light alloy cables
- easy, single handed operation
- special cutter geometry to avoid pressure marks and frayed ends
- adjustable joint
- anti-squeeze protection
- not suitable for steel or armoured cables

Code	L mm	Head	Handles	⑦	⑧	⑨	g
66307220	220	chrome plated	dip-coated insulation, DIN EN 60900 AC/1000 V	16	35	70	380

⑦ cutting capacity in mm² for single wire Al-/Cu-Cable
⑧ cutting capacity in mm² for multiple wire Al-/Cu-Cable
⑨ cutting capacity in mm² for thin wire Al-/Cu-Cable

12187 VDE VDE electrician's penknife

- with a straight blade
- handle made of viscoelastic, impact-resistant plastic
- with blade cover

Code	Blade mm	g	
77020700	50	98	1

12188 VDE VDE electrician's penknife

- with a hooked blade
- for slitting and stripping moisture proof cables
- handle made of viscoelastic, impact-resistant plastic
- with blade cover

Code	Blade mm	g	
77020701	40	96	1

12189 VDE VDE insulating underlay mat

- tested to IEC 6111 Class 4
- for working on high-current components
- one side is smooth, one side with non-slip grooves



code	Dimensions mm	g	
77030700	1000 x 1000 x 3	3040	1

12190 VDE Bag for the VDE insulating underlay mat

- for the VDE insulating underlay mat

Code	Measures mm	g	
77030701	1000 x 300	784	1

12196 VDE VDE insulating underlay mat in bag

Code	Measures mm	g	
96404303	1000 x 300	3824	1

12191 VDE VDE barrier tape

- red & white markings
- for cordoning off construction sites and securing hazard zones
- full warning effect retained even over longer periods (light resistance rating: 5-6)
- made of polyethylene

Code	L m	B mm	g	
77030702	500	80	1500	1

12192 VDE VDE warning sign

- warning regarding hazardous electric voltages
- DIN EN ISO 7010-W012
- made of plastic

Code	Dimensions mm	g	
77030705	200 x 200	27	1

12193 VDE VDE prohibitory sign

- prohibitory sign „Do not switch on"
- DIN 4844, BGV A8 (accident prevention regulations)
- made of plastic

Code	∅ mm	g	
77030706	200	48	1

12194/ 12195 VDE Self-clamping VDE insulating cable-end cap

- for insulating the ends of cables and individual wire cores
- made of viscoelastic insulating material
- with cross-section closure

Code	∅ mm	L mm	g	
77030708	10	100	10	1
77030709	20	100	18	1

13209 VDE VDE hard case

- with detachable trolley castor system
- sturdy aluminium frame
- 2 locks
- ergonomically designed carrying handle
- robust jointed lid-prop
- tool-holder panel for storing tools from both sides, with 21 pockets and integrated document pouch
- ABS insert can be subdivided and includes cover with 6 pockets

Code	Dimensions mm	g	
81620700	460 x 375 x 235	6000	1

KG11 Print ES DE EN 2019-12-09.indd 385 09.12.2019 10:01:30

TORX® Screw Sizes. according to DIN

DIN	931/933	912	963/965	964/966	7984	7985	7991	7981	7982	7983
M 2										
ST 2.2										
M 2.5		T8	T8	T8						
ST 2.9								T8	T8	T8
M 3	E4	T10	T10	T10	T10	T10	T10			
M 3.5			T15	T15		T15				
ST 3.5								T10	T10	T10
ST 3.9								T15	T15	T15
M 4	E5	T20	T20	T20	T20	T20	T20			
ST 4.2								T20	T20	T20
ST 4.8								T25	T25	T25
M 5	E6	T25	T25	T25	T25	T25	T25			
ST 5.5								T25	T25	T25
M 6	E8	T30	T30	T30	T30	T30	T30			
ST 6.3								T30	T30	T30
M 7										
M 8	E10	T45	T40	T45	T45	T45	T40			
M 10	E12	T50	T50	T50	T50	T50	T50			
M 12	E14	T55			T55					
M 14	E18	T60			T60					
M 16	E20	T70			T70					
M 18	E24	T80			T80					
M 20	E24	T90			T90					
M 22		T100*								
Camcar Licence sheet	TMF-16001	TMF-17012	TMF-17065	TMF-17066	TMF-17069	TMF-17085	TMF-17091	TMF-17081	TMF-17082	TMF-17083

*Special screw

Screw correlation for TORX®-Tools

Size	mm	Screws metr.	Screws "
T5	1,4	M1,4-M2	-
T6	1,6	M2	-
T7	2,0	M2,5	2,2
T8	2,3	M2,5	-
T9	2,5	M3	2,9
T10	2,7	M3-M3,5	-
T15	3,3	M3,5-M4	3,5
T20	3,8	M4-M5	4,2
T25	4,4	M4,5-M5	4,8
T27	5,0	M4,5-M5-M6	-
T30	5,5	M6-M7	-
T40	6,6	M7-M8	-
T45	7,8	M8-M10	-
T50	8,8	M10	-
T55	11,2	M12	-
T60	13,2	M14	-
T70	15,5	M16	-
T80	17,6	M18	-
T90	19,9	M20	-
T100	22,1	M22	-

Screw correlation for TORX®-Tools

Size	mm	Screws metr.	Screws "
E4	3,8	M3	2,2-2,9
E5	4,7	M4	-
E6	5,7	M5	-
E7	6,2	M6	-
E8	7,5	M6-M7	3,5-4,2
E10	9,4	M8	-
E11	10,1	-	-
E12	11,1	M10	-
E14	12,9	M12	-
E16	14,7	M12	-
E18	16,6	M14	-
E20	18,4	M16	-
E24	22,1	M18-M20	-

S_386-387 Print ES DE EN 2019-12-09.indd 386 09.12.2019 16:38:01

Inch Pound (in·lb) – Newtonmeter (N·m)

	0	10	20	30	40	50	60	70	80	90
in·lb					**N·m**					
0	0,0	1,1	2,3	3,4	4,5	5,7	6,8	7,9	9,0	10,2
100	11,3	12,4	13,6	14,7	15,8	17,0	18,1	19,2	20,3	21,5
200	22,6	23,7	24,9	26,0	27,1	28,3	29,4	30,5	31,6	32,8
300	33,9	35,0	36,2	37,3	38,4	39,6	40,7	41,8	42,9	44,1
400	45,2	46,3	47,5	48,6	49,7	50,9	52,0	53,1	54,2	55,4
500	56,5	57,6	58,8	59,9	61,0	62,2	63,3	64,4	65,5	66,7
600	67,8	68,9	70,1	71,2	72,3	73,5	74,6	75,7	76,8	78,0
700	79,1	80,2	81,4	82,5	83,6	84,8	85,9	87,0	88,1	89,3
800	90,4	91,5	92,7	93,8	94,9	96,1	97,2	98,3	99,4	100,6
900	101,7	102,8	104,0	105,1	106,2	107,4	108,5	109,6	110,7	111,9
1000	113,0	114,1	115,3	116,4	117,5	118,7	119,8	120,9	122,0	123,2
1100	124,3	125,4	126,6	127,7	128,8	130,0	131,1	132,2	133,3	134,5
1200	135,6	136,7	137,9	139,0	140,1	141,3	142,4	143,5	144,6	145,8
1300	146,9	148,0	149,2	150,3	151,4	152,6	153,7	154,8	155,9	157,1
1400	158,2	159,3	160,5	161,6	162,7	163,9	165,0	166,1	167,2	168,4
1500	169,5	170,6	171,8	172,9	174,0	175,2	176,3	177,4	178,5	179,7
1600	180,8	181,9	183,1	184,2	185,3	186,5	187,6	188,7	189,8	191,0
1700	192,1	193,2	194,4	195,5	196,6	197,8	198,9	200,0	201,1	202,3
1800	203,4	204,5	205,7	206,8	207,9	209,1	210,2	211,3	212,4	213,6
1900	214,7	215,8	217,0	218,1	219,2	220,4	221,5	222,6	223,7	224,9
2000	226,0	227,1	228,3	229,4	230,5	231,7	232,8	233,9	235,0	236,2
2100	237,3	238,4	239,6	240,7	241,8	243,0	244,1	245,2	246,3	247,5
2200	248,6	249,7	250,9	252,0	253,1	254,3	255,4	256,5	257,6	258,8
2300	259,9	261,0	262,2	263,3	264,4	265,6	266,7	267,8	268,9	270,1
2400	271,2	272,3	273,5	274,6	275,7	276,9	278,0	279,1	280,2	281,4
2500	282,5	283,6	284,8	285,9	287,0	288,2	289,3	290,4	291,5	292,7
2600	293,8	294,9	296,1	297,2	298,3	299,5	300,6	301,7	302,8	304,0
2700	305,1	306,2	307,4	308,5	309,6	310,8	311,9	313,0	314,1	315,3
2800	316,4	317,5	318,7	319,8	320,9	322,1	323,2	324,3	325,4	326,6
2900	327,7	328,8	330,0	331,1	332,2	333,4	334,5	335,6	336,7	337,9
3000	339,0	340,1	341,3	342,4	343,5	344,7	345,8	346,9	348,0	349,2
3100	350,3	351,4	352,6	353,7	354,8	356,0	357,1	358,1	359,3	360,5
3200	361,6	362,7	363,9	365,0	366,1	367,3	368,4	369,5	370,6	371,8
3300	372,9	374,0	375,2	376,3	377,4	378,6	379,7	380,8	381,9	383,1
3400	384,2	385,3	386,5	387,6	388,7	389,9	391,0	392,1	393,2	394,4
3500	395,5	396,6	397,8	398,9	400,0	401,2	402,3	403,4	404,5	405,7
3600	406,8	407,9	409,1	410,2	411,3	412,5	413,6	414,7	415,8	417,0

Foot Pound (ft·lb) – Newtonmeter (N·m)

	0	1	2	3	4	5	6	7	8	9
ft·lb					**N·m**					
0	0,0	1,4	2,7	4,1	5,4	6,8	8,1	9,5	10,9	12,2
10	13,6	14,9	16,3	17,6	19,0	20,3	21,7	23,1	24,4	25,8
20	27,1	28,5	29,8	31,2	32,5	33,9	35,3	36,6	38,0	39,3
30	40,7	42,0	43,4	44,7	46,1	47,5	48,8	50,2	51,5	52,9
40	54,2	55,6	56,9	58,3	59,7	61,0	62,4	63,7	65,1	66,4
50	67,8	69,2	70,5	71,9	73,2	74,6	75,9	77,3	78,6	80,0
60	81,4	82,7	84,1	85,4	86,8	88,1	89,5	90,8	92,2	93,6
70	94,9	96,3	97,6	99,0	100,3	101,7	103,0	104,4	105,8	107,1
80	108,5	109,8	111,2	112,5	113,9	115,3	116,6	118,0	119,3	120,7
90	122,0	123,4	124,7	126,1	127,5	128,8	130,2	131,5	132,9	134,2
100	135,6	136,9	138,3	139,7	141,0	142,4	143,7	145,1	146,4	147,8
110	149,1	150,5	151,9	153,2	154,6	155,9	157,3	158,6	160,0	161,3
120	162,7	164,1	165,4	166,8	168,1	169,5	170,8	172,2	173,6	174,9
130	176,3	177,6	179,0	180,3	181,7	183,0	184,4	185,8	187,1	188,5
140	189,8	191,2	192,5	193,9	195,2	196,6	198,0	199,3	200,7	202,0
150	203,4	204,7	206,1	207,4	208,8	210,2	211,5	212,9	214,2	215,6
160	216,9	218,3	219,6	221,0	222,4	223,7	225,1	226,4	227,8	229,1
170	230,5	231,9	233,2	234,6	235,9	237,3	238,6	240,0	241,3	242,7
180	244,1	245,4	246,8	248,1	249,5	250,8	252,2	253,5	254,9	256,3
190	257,6	259,0	260,3	261,7	263,0	264,4	265,7	267,1	268,5	269,8
200	271,2	272,5	273,9	275,2	276,6	277,9	279,3	280,7	282,0	283,4
210	284,7	286,1	287,4	288,8	290,2	291,5	292,9	294,2	295,6	296,9
220	298,3	299,6	301,0	302,4	303,7	305,1	306,4	307,8	309,1	310,5
230	311,8	313,2	314,6	315,9	317,3	318,6	320,0	321,3	322,7	324,0
240	325,4	326,8	328,1	329,5	330,8	332,2	333,5	334,9	336,2	337,6
250	339,0	340,3	341,7	343,0	344,4	345,7	347,1	348,5	349,8	351,2
260	352,5	353,9	355,2	356,6	357,9	359,3	360,7	362,0	363,4	364,7
270	366,1	367,4	368,8	370,1	371,5	372,9	374,2	375,6	376,9	378,3
280	379,6	381,0	382,3	383,7	385,1	386,4	387,8	389,1	390,5	391,8
290	393,2	394,5	395,9	397,3	398,6	400,0	401,3	402,7	404,0	405,4
300	406,8									

S_386-387 Print ES DE EN 2019-12-09.indd 387 09.12.2019 16:38:01

Index of numbers

No	Page
AB 95	18
AB 98	17
BL 150	302
BL 153	302
BL 1500	302
BZ 150/3/4	302
BZ 153	302
BZ 1500	302
ES 1/4" + 10760CV	51, 124
ES 1/2" - 512/6	51, 155
ES 10/10, 5,5x7-22x24 mm	49, 87
ES 10/10, 6x7-30x32 mm	49, 87
ES 13/5, 27-32 mm	49, 89
ES 13/8, 16-24 mm	49, 89
ES 13/10, 6-15 mm	49, 89
ES 14/8, 16-24 mm	49, 92
ES 14/10, 6-15 mm	49, 92
ES 20/8, 6x7-19x22 mm	49, 94
ES 20/10, 6x7-30x32 mm	50, 95
ES 24/7, 8x10-19x22 mm	50, 98
ES 25/7, 7x8-17x19 mm	50, 100
ES 29/6, 8x9-18x19 mm	50, 102
ES 52/17	51, 139
ES 54/54KK	51, 142
ES 54KK/5	51, 144
ES 54X/54TX	52, 145
ES 55/6/4	52, 159
ES 102/105/108/8	56, 305
ES 102/108/109/4	55, 305
ES 456/16/6	51, 137
ES 721/15/3/2	52, 359
ES 1054/2054	52, 143
ES 1054/2054TX/6	52, 146
ES 2309/4	52, 171
ES 2309K/3	52, 171
ES 4620/4622/4632/8	53
ES 4620/4628/4630/7	53
ES 4620/4630/8	53
ES 4622-4734/9	53
ES 4622SK/4632SK/6	53
ES 4650/9	53
ES 4656/9	54
ES 4660/4665 VDE/6	54
ES 4820/4830/6	54
ES 4820/4830/8	54
ES 4856/9	54
ES 6501-6602/7A	55, 293
ES 6501-6602/7B	55, 293
ES 6543-6546/4	55
ES 10670-13110/11	56, 309
ES 10750/10, 6x7-20x22 mm	50, 105
ES 10768/6	55, 265
ES 10769/7	54, 266
ES 10769B/7	55, 266
ES 10956/10961/2	56, 304
ES 10956/10970/2	56, 304
ES 12500N/7	54, 258
ES TX/32	50
H 11030	324
H 11050	322
K157	302, 365
KH 91	17
MP300	233
MP100-1500	232
PZ1221-PZ1223	178
R 90	13
R 95	14
R 95/98S	18
R 98	17
R 920	19
R 13217	22
RI 1500	302
RL 150	302
RL 153	302
RL 1500	302
SCH 60-80	19
SCH 90	13
SCH 95	18
SCH 95VA	15
SCH 98VA	17
SD10351N	337
SDH 95	18
SDH 98	16

No	Page
SDH 921	19
SmartCheck	237
SP 11040	325
SP 11041	325
SP 11050	325
SP 11053	325
SP 11055	325
SP 12150	325
SR150	302
SR153	302
SR155	302
SR290	233
SR295	233
SR300	233
SR391	233
SR392	233
SR393	233
TBT13216	27
TCS 1/4 + 10760CV QR	63, 124
TCS 1/4 + 10760CV	63, 124
TCS 1/3 MF	79
TCS 1/2-512/6QR	67, 155
TCS 1/2-512/9QR	67, 155
TCS 1/2-512/6	67, 155
TCS 1/2-512/9	67, 155
TCS 10/10, 6x7-24x27 mm	59, 87
TCS 10/10, 6x7-24x27 mm MF	59, 87
TCS 10/10, 6x7-30x32 mm	59, 87
TCS 10/10, 6x7-30x32 mm MF	59, 87
TCS 10/11, 6x7-34x36 mm	59, 87
TCS 10+13+24/30	59, 88
TCS 10a/9	60, 88
TCS 12+13+14/29	61, 91
TCS 13/17, 6-24 mm	60, 90
TCS 13/17, 6-24 mm MF	60, 90
TCS 13/18, 6-24 mm	60, 90
TCS 13/21, 6-34 mm	60, 90
TCS 13/25, 5,5-34 mm	60, 91
TCS 13a/19	61, 91
TCS 13a/23	61, 91
TCS 14/5, 17-21 mm	61, 92
TCS 14/8, 8-16 mm	61, 92
TCS 14/18, 6-24 mm	61, 93
TCS 14/21, 6-36 mm	62, 93
TCS 17/12	62, 99
TCS 20/8, 6x7-19x22 mm	62, 95
TCS 20/8, 6x7-19x22 mm MF	62, 95
TCS 20/10, 6x7-30x32 mm	62, 95
TCS 24/7, 8x1019x22 mm	62, 98
TCS 25/7	62, 100
TCS 29/6, 8x918x19 mm	63, 102
TCS 29/7, 8x9-20x22 mm	63, 102
TCS 40/35/9	64, 125
TCS 40/35/9QR	64, 125
TCS 40/41/44/8	64, 125
TCS 40/41/44/8QR	64, 125
TCS 40/45/50/89/19	69
TCS 40/456/52/78/19	69
TCS 49/1049/ 2049/45TX/49TX	65, 137
TCS 50/51/52/32	68, 140
TCS 50/52/30/6 MF	68, 156
TCS 50/52/30/6 MF QR	68, 156
TCS 50a/17	70, 140
TCS 50IMP/19/2	71, 170
TCS 50IMP/51IMP/19	71, 170
TCS 50TX/54TX/17	70, 141
TCS 51/11	68, 141
TCS 52/14/4	67, 156
TCS 52/14/4QR	67, 156
TCS 52/17	68, 140
TCS 52/18MF	68, 140
TCS 54/54TX/18	70, 145
TCS 54/54X/16	70, 143
TCS 54/2309K/12506	70
TCS 54IMP/2307TX/15	71, 170
TCS 55/11/6	71, 159
TCS 102-108/11	77, 306
TCS 102-108/ 10956/10961/18	78, 307
TCS 102-108/ 10959/10961/16	77, 307
TCS 102-108/ 10959/10961 MF	78, 306
TCS 102-108/ 10959/10961/13	78, 307
TCS 102-108/ 10959/12718/13	78, 307

No	Page
TCS 102-108/10961/10	77, 307
TCS 102-109/10956/10961/6	79, 306
TCS 240/6	62, 99
TCS 456/16/4 MF	66, 138
TCS 456/16/4 MF QR	66, 138
TCS 456/16/6	65, 137
TCS 456/16/6QR	65, 137
TCS 456/16/7	66, 137
TCS 456/16/7QR	66, 137
TCS 456/31/8	66, 138
TCS 1054/2054/10	70, 143
TCS 1202/4000/ 10766/38	76
TCS 4008/8/52	65
TCS 4025/3	63, 104
TCS 4026/3	63, 105
TCS 4620/4630	259
TCS 4620/4640	72, 260
TCS 4620/4660VDE	72, 260
TCS 4620/4660VDE+10767	72, 260
TCS 4620-4734/8	72, 260
TCS 4621/4734/16	73, 261
TCS 4622/4632	73, 260
TCS 4622/4650+10760+10766	73, 261
TCS 4650	73, 261
TCS 4660/4665 VDE	73, 380
TCS 4665/4670 VDE	73, 380
TCS 4675 VDE	380
TCS 4724/4840+10767	74, 264
TCS 4751/4752	76
TCS 4820/4830	74, 263
TCS 4856	74, 264
TCS 6501/6551/6600 VDE	381
TCS 6501-6600/3 VDE	77, 381
TCS 6501-6602/3	76, 293
TCS 6501-6602/4	76, 293
TCS 6501-6602/4N	76, 293
TCS 6534-6545/6	76, 294
TCS 6543-6546/4	77, 294
TCS 6543-6564/3	77, 294
TCS 10356-12965/5	79, 309
TCS 10750/10, 6x7-20x22 mm	63, 105
TCS 10760-10771/26	75
TCS 10765/10768/12507/19	75, 267
TCS 10768/8	75, 265
TCS 10768-2K/6	75, 265
TCS 10769+10771/17	75, 266
TCS 11095-13110/8	79, 309
TCS 12025-13110/11	79, 310
TCS 12160 VDE	377
TCS 12161 VDE	377
TCS 12171/19/4 VDE	376
TCS 12500N/5	74, 258
TCS 12507-2K/5	74, 266
TCS TX/57 MF N	71
TCS WT 10/10, 6-32 mm	23
TCS WT 10a/9	23
TCS WT 13/18, 6-24 mm	24
TCS WT 13a/22	24
TCS WT 17/12	24
TCS WT 40/45/46/37/14	25
TCS WT 40/52/27/13	24
TCS WT 40/4008/10/9	24
TCS WT 102-109/16	26
TCS WT 240/10	24
TCS WT 4622-4650	25
TCS WT 4622-4650-1	25
TCS WT 4650-4665	25
TCS WT 4650-4665-1	25
TCS WT 6501-6602/7	26
TCS WT 6501-6602/7-1	26
TORSIOTRONIC	193
TR-SCH	22
TWBE 65-100	222
V 12614	324
VE 50150	18
WB620	17
WB620 FB	17
5	102
5 1/2	102
8	103
10	86
10/5	86
10/8	86

No	Page
10/9	86
10/10	86
10/12	86
10a	86
10a/7	86
10a/11	86
12	88
12/10	88
12/15	88
12a	88
12a/13	88
13	89
13/6	90
13/9	90
13/10KT	90
13/11	90
13/15	90
13/16	90
13/17	90
13/26	90
13a	89
13a/8	90
13a/10KT	90
13a/20	90
14	92
14/6	92
14/9	92
14/10KT	92
14/11	92
14/15	92
14/15N	92
14/17	92
16	93
16/5	93
17	99
17/5	99
17/12	99
20	94
20/7N	94
20/8	94
20/9	94
20/10	94
20/12	94
20a	94
20a/6	94
20a/10	94
21	97
21/7	97
21/10	97
21TX	97
23	95
23/8	95
24	98, 357, 370
24a	98
25	100
25/4	100
25/7	100
25aN	100
25a/4N	100
25a/7N	100
25aSP	101
25B	101, 181
25GK	358
26a	101
27	97
29	101
29/7	102
29a	101
34c Lkw	359, 369
35c Pkw	359
39	359, 369
40	110
40/7KN	164
40/9/4	120
40/9KN	164
40/13/6	120
40/13/6QR	120
40/20/4QR SCI	122
40/23/6	120
40/23/6QR	121
40/23/7	120
40/24/6	121
40/24/6QR	121

No	Page
40/44/17/5	122
40/44/17/5QR	122
40/45/36/12	122, 134
40/52/27/11	122, 152
40a	110
40a/9/4	123
40aD	110
40aD/8/1H	119
40aD/9/4	123
40aD/10CL	110
40aD/12/7QR	124
40aD/30/7QR	124
40aDL	111
40aDL/7	111
40aDL/10CL	111
40aDV	111
40aLSP	113
40aSP	112
40CL	114
40D	110
40D/9/4	120
40D/23/6	121
40D/23/7	120
40DL	111
40L	111
40ma/25/8	121
40ma/25/8QR	121
40TX	112, 357
40TX/44KTX/15/6	123
41K	113
44	113
44a	113
44K	113
44KTX	113
44KTXB	114
44P	114
44PZ	114
45	126
45/1KN	164
45/11/4	133
45/13/5	134
45/14/5i	133
45/14/5iQR	134
45/41/9	135
45/49/19/5	134
45/49/32/5TX	135
45a	126
45a/12/5	136
45a/14/8QR	136
45a/22/8QR	136
45a/33/13	136
45aP	128
45aPSP	128
45aSP	128
45CL	130
45ma/28/5	135
45ma/28/5QR	135
45TX	128
45TX/7	128
45TX/49TX/15/5	135
46	127, 357, 358, 359
46a	127
46aSP	128
47	127
47a	128
47TX	128
49	129
49a	129
49TX	129
49TX/8	129
49X	129
50	139
50/3KN	164
50/4KN	164
50/5	164
50/6KN	164
50/6KN VDE	164
50/12/3	150
50/16/6	151
50/16/6QR	151
50/22/6	151
50/43/7	152
50/54/25/6	152

S_388-391_Nummernverzeichnis Print ES DE EN 2019-12-09.indd 388 09.12.2019 16:51:44

No	Page
50/54/25/6QR	153
50a	139
50a/17/6	154
50aPLSP	142
50aPSP	142
50CL	146
50D IMP	170
50IMP	170
50IMP/6/2	170
50ma/39/6N	152
50ma/39/6QR	152
50TX	141, 363
50TX/7	141
50TX/8	141
50TX/16/5	153
51	140, 358, 354, 364, 370
51/8	141
51a	140
51aP	142
51IMP	170
51S	141, 358, 360
52	139
52/9/3	150
52/12/3	150
52/16/5	151
52/16/6	151
52/16/6QR	151
52/22/6	152
52/54/25/6	153
52/54/25/6QR	153
53	141
54	142, 361, 362
54/8/4	150
54/10	142
54/12	142, 371
54a	142
54CV	144, 356, 361
54CV/9	144, 356, 361
54IC	143
54IMP	171
54IMP/9	171
54KK	143
54TX	145, 354, 363
54TX/9	145
54TX/10	145
54TX/59TX/12/1	145
54TXB	146
54TXB/9	146
54TXB/10	146
54X	144
55	157, 357, 370
55/6	164
55/7	164
55/9/6N	159
55/10/6	159
55a	157
55a/10/5	159
55a/16/6	159
55IMP	172
56	157
56IMP	172
59	157
59TX	158
59X	157
60	160
60/1	164
60/2	164
60/6/6/882	161
60/8/6/882	161
60IMP	173
64	160
66IMP	173
70IMP	174
70V	235
70VK	251
71/80	194
71aR/80	194
73Nm/15	195
80IMP	175
82/013	28
83/09	27
83/010	27
86TX	123, 154

No	Page
87	153
87a	154
88TX	122
89	135
89TX	123, 136, 154
90/6A	13
95/6	14
95/7	14
95/8	14
95VA/6	15
95VA/7	15
95VA/8	15
96/3	18
98VA/6	16
98VA/7	16
98VA/8	16
100	304
102	304
102-5/6	306
103	304
104	305
104-5/6D	306
105	305
105-8/6K	306
108	305
108/6D	306
108/6T	306
109	305
110	304
112	305
112/1	305
130a	91
130aSP	91
150	302
153	302
155	302
157	302, 365
180a	96
220	96
220a	96
220aSP	96
230a	96
240	99
240/4	99
240/5	99
240/6	99
400	116
400 Drall	116
400QR	116
401	116
402	112
402a	112
402a/5	112
402aK	112
402aSP	113
403	117, 355
404	117
404QR	117
405	117
405QR	117
405W	117
406	117
407	117
407QR	117
409	118
409M	118, 250
409M/432M/514M/3	118, 133, 150
410	118
411	114
412	118, 183
412-1	118, 183
413QR	117
414H	119
415	114
415B	115, 181
415QR	114
415QR N	114
415QR N/7	116
415QRL N	115
415SGB N	115, 181
415SGH N	119
415SG-QR N	115
416QR	115

No	Page
417/1	118
418B	115, 181
418QR	115
421	131
422	130
424	131
425	131
425QR	131
427	131
427QR	132
427W	132
428	132
428QR	132
431	132
432	133
432 VDE	379
432M	133
433/1	132
434	132
435	130
435QR	130
435QR N	130
435QR N/6	131
435SG-QR N	130
440	161, 230, 366, 367, 370, 371
440a	162, 230
440S MJ	162, 230
442	133, 183
443	133, 183
445	130
446/08	28
447	163, 232
447a	163, 232
447aSP	163, 232
452QR	130
453QR	131
456	126
456/11/4	133
456/13/5	134
456/14/5i	133
456/49/19/5	134
460a	126
501	148
501QR	148
502 1/2	235
504	148
506	149
506QR	149
509	149
509IMP	172
509QR	149
509W	149
510	149
510IMP	172
510QR	149
512	147
512G	147
512QR N	147
512QR N/7	148
512SG-QR N	147
513	150, 354, 357
513IMP	172
514	150
514IMP	172
514M	150
515	147
517QR	147
522	147
532	147
532G	147
540	162, 231, 354, 357, 371
540a	163, 231
540a HD	163, 231
543	150, 183
552	158
554	158
556	158
558	158
559	158
560IMP	173
561	158
561IMP	173
563	158

No	Page
568	158
568IMP	173
569	159
569IMP	173
701/2	207
712R/6	220
713R	220
714	216
714R	217
720Nf/80	200, 368
721 Quick	199
721Nf	200
721Nf/80	371
721QR Quick	199
721QR/20/3/1 Quick	199
725/4	223
725B	223
725L/5	223
725QR	223
725QR VDE	378
725QR/20	226
730 Fix	205
730 Quick	198, 364, 368
730/80	198
730D	212
730DR	213
730N	204, 363
730NR	204, 205
730R/2 Quick	371
730R/5 Quick	367
730R/5 VDE	378
730R/12 Quick	367
730R/20 Quick	367
730R/40/32 Quick	200, 371
731/10	224
731/40	226
731/80	229
731/100	228
731a/10	224
731a/40	226
732/10	224, 356, 368
732/40	227
732/80	229
732/100	228
732a/10	224
732a/40	227
732a/80	229
732aG/10	225
732G/10	225
732TX/10	224
732TX/40	227
733/10	225, 361
733a/10	225
734	223, 226, 364
734/80	229
734/100	228
734F	223
734K	251
734L/5	224
735	223, 226, 363, 367-369
735/65	228
735/80	229
735/100	228
736	183, 225
736/40	227, 366
737/10	225
737/40	227
737/100	228
755	195
755R/1	195
759IMP	174
760	192
768IMP	175
771IMP	174
775	192
801N	30
802N	30
803N	31
804N	31
805/4 WT TCS	22
806/6 WT TCS	23
806/9 TCS	58, 340
806/10	47, 339

No	Page
808/9	48
811N	32
841N	33
859	161
859IMP	174
860IMP	175
865IMP	174
866	161
866IMP	174
867IMP	175
868IMP	175
871IMP	174
876	153
876TX	154
882	160
884	160
886	160
888	160
900	310
900/6T	310
901	310
901/5T	310
904	311
905/25	311
906	311
910	13
912	18
913	19
913/4	14
913/95	17
913/98	17
920	19
920 C	19
920 C-SCH	19
922N	19
1015	362
1023	354
1049	129, 361
1054	143, 354, 356, 362, 364, 370
1054KK	144, 363
1054TX	145, 146
1054TX/4T	146
1054x	145
1058	362
1062	354
1068	369
1100 TCS	349
1120 TCS	350
1120/1 TCS	352
1120/2 TCS	352
1120/3 TCS	353
1160	178
1161	178
1162	178
1163	178
1164	178
1165	178
1166	178
1166/1	178
1167	178
1168	178
1169	178
1200/1	182
1202	180
1203	180
1204/8	179
1204/21-1	180
1204/21-2	180
1220	178
1221	178
1222	178
1223	178
1225	132, 162, 231, 365
1231	178
1232	178
1233	178
1234	178
1242	184
1244	184
1246	184
1248	184
1250	184
1260	184

S_388-391_Nummernverzeichnis Print ES DE EN 2019-12-09.indd 389 09.12.2019 16:51:47

Index of numbers

No	Page
1261	184
1262	184
1270	184
1271	184
1272	184
1280	184
1281	184
1282	184
1283	184
1284	184
1290	184
1291	184
1292	184
1293	184
1294	184
1295	184
1296	184
1299	179, 222
1300	179
1301	179
1302	179
1303	179
1304	179
1350	178
1356	178
1357	178
1358	178
1359	178
1360	178
1410	178
1411	178
1412	178
1413	178
1414	178
1415	178
1416	178
1417	178, 357
1418	178, 363
1419	178
1420	178
1421	178, 369
1427	178
1430	178
1431	178
1432	178
1433	178
1434	178
1435	178, 366
1436 IP	179
1437 IP	179
1438 IP	179
1439 IP	179
1440	178
1440 IP	179
1440 TPI	179
1441	178
1441 IP	179
1441 TN	184
1441 TPI	179
1442	178
1442 IP	179
1442 TN	184
1442 TPI	179
1443	178
1443 IP	179
1443 TN	184
1443 TPI	179
1444	178
1444 IP	179
1444 TPI	179
1445	178
1445 IP	179
1445 TN	184
1445 TPI	179
1446	178
1446 IP	179
1446 TN	184
1446 TPI	179
1445	366
1474/2	338
1501	331
1502	331
1503	331

No	Page
1504	331
1505	331
1506	331
1511	331
1512	331
1513	331
1514	331
1515	331
1516	331
1523	331
1551	331
1552	331
1553	331
1554	331
1555	331
1556	331
1556-1	332
1557	332
1558	332
1559	332
1560	333
1562	332
1570/2	333
1574	332
1575	332
1576	332
1577	332
1577-1	332
1578K-1	332
1578K-2	332
1584	332
1585	332
1587	333
1589K	333
1591	333
1700 MAN/Volvo	333
1820	226
1821	228
1822	229
2049	129
2054	143
2054TX	145
2054x	145
2307TX	171
2308TX	171
2309	171, 360
2309K	171, 360
2500 TCS	341
2501N TCS	342
2502 TCS	344
2509	172, 369
2609	173, 369
2801	184
3000	354
3004	356
3022 TCS	347
3026 TCS	345
3027	32
3045	362
3046	362
3047	358
3049	129, 364
3049X	129
3054	143
3054X	144
3054X/54X/8	144
3054X-M10	356, 357
3054X-M12	356, 370
3115	182
3115/1	183
3116/1	183
3116/1QR	183
3216/1	183
3216/1QR	183
3316/1	183
3316/1QR	183
3466	127, 358
3505	149, 354
3678	370
3825/1	182
4000	180
4004	104
4006/1	180

No	Page
4007	181
4008	119, 182
4008/27/1R	119, 182
4014	93
4025	104
4026	105
4030	185
4035	185
4036	185
4040	185
4041	185
4042	185
4043	185
4044	185
4050	185
4051	185
4052	185
4055	185
4056	185
4057	185
4058	185
4060	185
4110	116
4150	116
4150B	116
4150QR	116, 234
4150QR N	116
4151	116
4152	119
4204	104
4205	103
4205a	103
4350	131
4350QR	131, 234
4350QR N	131
4600	127, 358
4606	127, 358
4620	256
4621	256
4622	256
4622SK	256
4628	256
4630	257
4631	257
4632	257
4632SK	257
4636	257
4640	257
4650	257
4650L	257
4656	258
4660 VDE	379
4665 VDE	379
4670 VDE	380
4675 VDE	380
4691/7	259
4692/8	259
4693/9	259
4694/9	259
4695 VDE	380
4696/6	259
4697/8	259
4699/9	259
4724	256
4734	258
4744	258
4751	264
4752	264
4753	264
4797	264
4798	264
4798 VDE	380
4820	263
4830	263
4840	263
4856	263
4891	263
4892	263
4899	263
5040	149
5040N	148
5091	172
5092	172

No	Page
5100	127, 140, 358
5120+7210/15	148, 235
5120G	148
5120QR	148, 234
5120QR N	148
5120QR N80	148
5513	118, 132, 149
5520	158
5591IMP	173
5592IMP	173
6091IMP	174
6092IMP	174
6501	273
6501 VDE	381
6507	273
6507 VDE	381
6508	273
6508 VDE	381
6509	273
6510	274
6511	274
6512	274
6513	274
6515	281
6516	274
6517	294
6518	275
6519	275
6523	275
6523 VDE	382
6524	275
6524 VDE	382
6526	294
6529	276
6529 VDE	382
6530	276
6530 VDE	382
6531	276
6532	276
6533	277
6533 VDE	383
6534	277
6535	277
6536	277
6537	277
6538	278
6540	295
6543	278
6544	278
6545	279
6546	279
6547	279, 363
6549	281
6551	280
6551 VDE	383
6554	280
6556	281
6557	281
6558	282
6559	282
6561	282
6562	282
6562/1	283
6562/2	283
6563	283
6564	283
6565	284
6566	284
6567	284
6568	284
6571	284
6572	280
6573	280
6575	285
6576N	285
6600	286
6600 VDE	383
6601	287
6602	286
6602 VDE	383
6603	295
6604	296
6605	295

No	Page
6606	295
6607	296
6612	287
6613	296
6614	296
6615	297
6617	287
6618	287
6619	297
6620	297
6621	297
6622	289
6622 VDE	384
6623	289
6623 VDE	384
6624	289
6630	290
6630 VDE	384
6634	290
6637	290
6638	290
6639	290
6640	291
6641	291
6660	291
6661	291
6662	292
6670	288
6671	288
6672	288
6673	288
6674	288
6676	289
6677	289
6702	292
6703	292
6704	292
6705	292
6706	292
6923	384
6923	289
6954	281
6962	283
6966	291
6976	285
7091	175
7092	175
7160	217
7161	222
7195-2	217
7210	235
7250/4	234
7250B	234
7250L/5	234
7250QR	234
7301	222
7302	222
7303	222
7304	222
7311	250
7312	250
7313	250
7314	250
7350/5	131, 234
7350/10	234
7350/20	148, 234
7350/40	234
7350/40HD-65	234
7370/10	225
7370/40	227
7370/80	229
7370/100	229
7370/102	226
7370/40-1	227
7370/40-2	228
7380N	222
7385N	222
7396	222
7706PC	241
7707 W	238
7721	239
7722	239
7723	239

S_388-391_Nummernverzeichnis Print ES DE EN 2019-12-09.indd 390 09.12.2019 16:51:49

No	Page
7724	239
7728	248
7732-2	217
7750	250
7750-1	243
7751	213, 221, 249
7751-1	249
7751-2	249
7752	249
7756	359
7757-1	213, 221
7759-4	249
7759-5	213, 221
7759-6	249
7760	250
7761	250
7761/3	217, 250
7762	217
7762-1	217
7787	250
7788	250
7789	251
7789-1	150
7789-2	251
7789-3	251
7789-4	251
7789-5	251
7790	243
7791	242
7791-1	242
7791-2	243
7792	243
7792-1	243
7794-1	245, 247
7794-2	245, 246
7794-3	247
8002	28
8031	28
8032	28
8034	28
8035	28
8036	29
8038	29
8041	29
8050	29
8091/1IMP	175
8092/1IMP	175
8820	160
10350N	337
10351/1	337
10351/2	338
10351/3	338
10351N	338
10352	337
10352/1	337
10354	338
10355	338
10356	338
10356R	338
10503	353
10506	353
10507N KK	258, 353
10518	353
10546	267
10551	267
10554	315
10599/2	360
10613	360
10613/1	360
10614	365
10615/1	365
10623/1	365
10623/2	365
10625	365
10625/2	365
10626	358
10669	308
10670	308
10672	308
10676	308
10750	105
10750/7	105
10750/11	105

No	Page
10750 1/2	105
10757	308
10758	308
10759	119
10759a	119
10760aCV	267
10760aCV/10T	268
10760aCV/13	268
10760CV	267, 368
10760CV/9	268
10765	268, 362
10765/9	268
10766	268
10766/6	268
10766/9	268
10767	269
10767/9	269
10767a	269
10767a/8	269
10767a/13	269
10767H	269
10767H/9	269
10768	265
10768-2K	265
10769	265
10769B	266
10771	268
10771/8	268
10775	334
10776	334
10780	334
10785	334
10790	334
10795	334
10800	334
10805	334
10806	334
10811	334
10812	334
10835	335
10841	335
10842	335
10845	335
10855	335
10861	335
10865	335
10880	335
10885	335
10890	335
10895	335
10905	335
10906	336
10907	336
10908	336
10915	336
10916	336
10921	336
10922	336
10923	336
10940	303
10955	303
10955R	303
10956	303
10956R	303
10958	303
10959	303
10959R	303
10961	304
10962	304
10970	304
11005	336
11006	336
11007	336
11030	324
11040	323
11041	325
11042	323
11050	322
11051	322
11053	322
11054	322
11055	323
11056	322

No	Page
11060	323, 357, 364, 367
11061	324, 357, 364, 368
11062	324
11063	355
11063/1	355
11068	355, 370
11069	355
11085	353
11095	355
11097	355
12000	310
12005	362
12007	362
12025	308
12030	308
12035	308
12036	308
12050	309
12050R	309
12053	309
12053R	309
12108	355
12150	323
12152	323
12160 VDE	377
12160/6 VDE	377
12161 VDE	377
12161/6 VDE	377
12165 VDE	378
12167 VDE	378
12171 VDE	378
12171/19/4 VDE	376
12174 VDE	379
12175 VDE	379
12177 VDE	379
12179 VDE	379
12187 VDE	385
12188 VDE	385
12189 VDE	385
12190 VDE	385
12191 VDE	385
12192 VDE	385
12193 VDE	385
12194 VDE	385
12195 VDE	385
12196 VDE	385
12250	312
12251	312
12320	312
12321	312
12322	313
12371	360
12373	360
12374	313
12375	358
12377	313
12378	313
12481	313
12495	357
12500N	258
12503	181
12504	180, 354
12506	258, 366, 368
12507-2K	266
12600	313
12613	324
12614	324
12615	311
12616	325
12623	325
12623-1	325
12623-3	325
12623-4	325
12665	311
12705	355
12717	364
12718	338, 366
12727	336
12728	336
12729	336
12730	336
12749	338
12749R	338

No	Page
12752	336
12753	336
12763	366
12770	337
12770/2	337
12770/3	337
12771	366
12800	308
12900/1N	311
12900/3	312, 360
12900/4	312, 360
12900N	311
12905	359
12910	313
12915	312
12920N	313
12920NR-1	313
12920NR-2	313
12921M	313
12921N	314
12921NR	314
12922E	314
12932	312
12935	312
12965N	314
12965R	314
12965-1	314
12965-2	314
12965-2R	314
12965-3	314
12965-3R	315
12967	315
12967R	315
12975	366
13000	315
13001	315
13002	315
13003	315
13000/4	315
13006	184
13008	179
13009	315
13010	179
13100	308
13110	312
13115	313
13120N	314
13120R	314
13126-1	315
13126-2	316
13126-3	316
13128	316
13130	316
13131	316
13148	316
13200a	33
13205a	34
13207a	34
13208a	35
13209	29
13209 VDE	385
13209/1	29
13209/2	29
13210	35
13211a	36
13213a	36
13214	37
13214a	40
13214aWT/LR	41
13214aWW	42
13214WT/LR	38
13214WW	39
13215	26
13216/2	27
13216/3	27
13216/4	27
13217	21
13217 TA	22
13219	26
13220	132
13221WT/TS	43
13224aWT/TS	44
13300 VDE	376

S_388-391_Nummernverzeichnis Print ES DE EN 2019-12-09.indd 391 09.12.2019 16:51:51

Alphabetical Index

A

Accessories **114–119, 130–133, 147–150, 158–159, 160–161**
Accessories for calibration systems **249–251**
Adaptors **118, 132, 133, 149, 150, 158, 159, 163, 172–175, 225–232, 250, 354, 357, 379**
Air filter claw **369**
Arm for pullers **322**
Automotive voltage tester **359**

B

Backpack trolley **26**
Balance weight pliers **360**
Ball ended hexagon driver **258, 353**
Ball joint separators **325**
Battery terminal pullers **323**
Bit boxes **180**
Bit holder insert tools **183, 225, 227**
Bit holders **118, 133, 150, 180–183, 225, 227, 354, 366**
Bit ratchets **115, 181**
Bits **178–180, 184, 185, 357, 363, 366, 369**
Blank end insert tools **225, 227, 228**
Body files **335, 336**
Body spoons **335**
Box spanners **105**
Boxes, empty **164**
Bradawls **308**
Brake caliper brush **360**
Brake caliper file **360**
Brake spring pliers **360**
Brass punch **357**
Brass wire brush **313**

C

Cable holder **17**
Cable shears **290, 384**
Calibrating square drive insert tools **250, 251**
Calibrating square drive units **250, 251**
Calibrating systems **241–247**
Car circuit tester **359**
Centre punches **305, 306**
Chain pipe cutter **302, 365**
Charger **217**
Chisels **304–306**
Circlip pliers **278, 279**
Claw lifter **314**
Clip strips **110, 111, 114, 130, 146**
Club hammers **304**
Cold chisels **304**
Combination pliers **273, 381**
Combination ratcheting spanners OPEN-RATCH **99**
Combination spanners **89–93, 97**
Compartment shelf **17**
Connector pliers **285**
CONVERTA-modular system **19**
Counter stays for puller **324, 357, 364, 368**
Cover **14, 19**
Crimping pliers **290, 291**
Cross-cut chisels **304**
Cross-head screwdrivers **256–258, 263, 264, 379, 380**
CROW-FOOT spanners **162, 163, 231, 354, 357, 371**
CROW-RING spanners **161, 162, 230, 366, 367, 370, 371**
Cutting wheels **302**
Cutting wire **337**

D

Docking station **217**
Dollies **335**
Double ended flexi-joint spanners FLEXI **101, 102**
Double ended ring spanners **94–98**
Double open ended spanners **86–88**
DRALL screwdrivers **379, 380, 256–264**
Draw handle **337**
Drawer separator **18**
Drawers **13, 15, 17–19, 22**
Drift pins **305, 306**
Drive handles **116**
Drive tools and accessories **114–119, 130–133, 147–150, 158–159, 160–161**

E

Ear clamp pincers **365**
Electricians cable knife **312**
Electricians screwdrivers **256, 379, 380**
Electronics flat nose pliers **294**
Electronics oblique cutter **296**
Electronics round nose pliers **294**
Electronics screwdrivers **264**
Electronics side cutters **295, 296**
Electronics snipe nose pliers **295**
Electronics top cutters **297**
Embossing hammers **303, 334**
Empty tray for small components **18**
Engineers hammers **304**
EXPRESS pipe cutters **302**
Extending adaptors **118, 133, 149, 150, 159, 161, 172–175, 250, 379**
Extensions **117, 119, 131, 132, 149, 158, 161, 172–175, 324, 378, 379**
Extensions, flexible **132**
Extractor pliers **366**

F

FastRatch ratchet wrenches **99**
Feeler gauges **355**
File brush **313**
Files **308, 310, 335, 336**
Fine scraper **308**
Finger protector **305**
Flat (gasket) scraper **338, 366**
Flat engineers scraper **308**
Flat nose pliers **273, 274, 294, 381**
Flexible drive handle **116**
Flexible handles **117, 131, 148**
Flexible heads **158, 160**
Flexible ratchets **115, 130, 147**
Force feed oil can **312**
Four-sided bradawl **308**
Friction gauge **195**
Fuel hose clamp **366**

G

Gauges **355**
GRIPMAT **13**
Gripping pliers **282–284**
Grooving chisels **304, 305**
Guide handle **338**

H

Hacksaw and blades **309**
Hammers **303, 304, 334**
Heavy-duty ring spanner **102**
Heavy-duty side cutters **286, 383**
Heavy-duty top cutters **287**
Heavy-duty steel fixer pincer **292**
Hexagon key wrenches **258, 265, 268, 269**
Hexagon nut spinners **258**
Hexagon nut spinners with T-handle **258, 266, 366, 368**
Hi-Lok-Tools **119**
Hook spanner, adjustable **313**
Hooks **28**
Hooks and picks **315**
Hose clip pliers **365**
Hose clip pliers CLIC **365**

I

IMPACT driver/set **185**
IMPACT sockets and accessories **170–175, 360, 369**
INHEX sockets **113, 129, 142–144, 157, 160, 354, 356, 361–364, 370, 371**
INHEX sockets for Ribe-CV® **144, 356, 361**
Insert tools for MANOSKOP® torque wrenches **223–231**
Insert tools for TORSIOMETER/TORSIOMAX **184**
Interface adapter **217, 250**
Internal pullers **323, 357, 364, 367**

J

Jack cable **213, 221, 249**
Jet reamers **353**

K

KABELEX® **331–333**
Knifes **312, 314, 315, 385**

L

LED headlamp **316**
LED torches **315, 316**
LED-lighting for torque wrenches **222**
Lever action top cutters **287**
Lever bar **335, 337**
Li-ion battery **217**
Locking adaptor **118, 132**

M

Magazine case **19**
Magazine drawer **19**
Magnetic lifter **313**
Mains adaptor **250**
MANOSKOP® torque wrenches **194–217**
Manutork® **242, 243**
Mechanics flat nose pliers **273, 274, 381**
Mechanics gripping pliers **275**
Mechanics oblique cutter **287**
Mechanics round nose pliers **275, 382**
Mechanics snipe nose pliers **276–278, 382, 383**
METAL pipe cutter **302**
Mini-electronic side cutter **296**
Mini-waterpump pliers **281**
Miniature magnetic lifter **313**
Motor mechanics stethoscope **355**
Multiplex beechwood worktops **17**
MULTIPOWER **232, 233**

N

Needle files **308**
Non-slip mat GRIPMAT **13**
Nut splitter **311**
Nylon hammers **303**

O

Oblique Cutters **287, 296, 297**
Offset screwdrivers **119, 267–269, 362, 368**
Offset screwdrivers for Hi-Lok-ratchet **119**
Oil cans **312**
Oil filter claw **362**
Oil filter wrenches **362**
Open ended insert tools **224, 226, 228**
Open ended spanners **86–88, 104, 105**
Open ring insert tools **225**
Open ring spanners **98**

S_392-393_Stichwortverzeichnis Print ES DE EN 2019-12-09.indd 392 09.12.2019 16:59:21

P

Padlock **312**
Panel beating tools **334–336**
Penlight **316**
perfectControl® calibrating unit **245–248**
Perforated panel **28**
Phillips® Bits **178, 184, 185**
Phillips® screwdrivers **256–258, 263, 264, 267, 379**
Pin punches **305, 306**
Pin wrench **364**
Pincers **291**
Pipe cutters **302**
Pipe wrenches **281, 282**
Piston ring pliers **355**
Plastic hammers **303, 304**
Plastic lever bar **337**
Plastic side cutters **288**
Pliers **273–297, 381–384**
PowerGRIP pliers wrench **280**
Pozidriv/Supadriv® bits **178, 184**
Pozidriv/Supadriv® screwdrivers **257, 263**
Pry bar **336**
Pull hook **366**
Pullers **322–325**

Q

QuickRelease drive handle **116**
QuickRelease extensions **117, 132, 149**
QuickRelease ratchet insert tools **223, 226, 378**
QuickRelease ratchets **114, 115, 130**
QuickRelease safety lock **222**
QuickRelease sliding T-handles **117, 131, 149**
QuickRelease speeder braces **117, 131, 148**
QuickRelease universal joints **117, 132, 149**

R

Ratchet adaptors **130, 147, 158, 229**
Ratchet ring spanners **100, 101, 358**
Ratchet tap holders **312**
Ratchet wrenches **99, 101, 181**
Ratcheting bit holder **101, 119, 181, 182**
Ratchets **114, 115, 119, 130, 147, 158, 160, 181**
Reducing adaptors **132, 133, 150, 158, 161, 172–175, 354, 357**
Relay pliers **274**
Ring insert tools for torque wrenches **224, 225, 227, 228**
Ring spanners **94–98, 100–103, 354, 358, 377**
Round nose pliers **275, 294, 382**
Rubber composition hammers **303**
Rubbish bin **17, 18**

S

Safety knife **314**
Scrapers **308, 313, 338**
Screw extractor set **311**
Screw extractors **310**
Screw pitch gauge **311**
Screwdriver sockets **113, 114, 129, 144–146, 158, 184, 185, 354**
Screwdriver sockets for tri-square socket head screws (XZN®) **129, 144, 145, 157**
Screwdrivers **256–269, 353, 354**
Screwdrivers for slotted screws **256, 263, 264**
Scriber **312, 313**
Self-retracting cutter **314**
SENSOMASTER Software **213, 217, 221**
SENSOTORK® **206, 207, 220, 221, 238**
Separating fixtures **324**
Series MANOSKOP® **195**
Service MANOSKOP® **198, 204, 205, 363, 364, 367, 368, 371**
Service/Series MANOSKOP® **212, 213**
Set of reversible screwdrivers **264**
Sets of wheels **13, 14, 17–19, 22**
Shell tools for MANOSKOP® torque wrenches **229**
Side cutters **286–289, 295, 296, 383**
Single-end spanners **104, 377**
Single-end spanners, adjustable **104, 105**
Slide hammers **324**
Sliding T-handles **117, 131, 149**
Small bore pipe cutter **302**
SmartCheck **237**
Snap-off blade cutter **314**
Snipe nose pliers **276–278, 295, 382, 383**
Socket sets **119–124, 133–136, 150–154, 159, 161**
Sockets **110–113, 126–128, 139–142, 157, 160, 354**
Software SENSOMASTER **213, 217, 221**
Spanners **86–105**
Spare parts for MULTIPOWER **233**
Spare parts for pipe cutters **302**
Spare parts for ratchets **116, 119, 131, 148, 158, 160, 234, 235**
Spark plug brush **358**
Spark plug connector pliers **358**
Spark plug sockets **127, 358**
Special circlip pliers **279**
Special tools for brakes and wheels **359–361**
Special tools for car electrics **358, 359**
Special tools for carburettors **256, 353, 354**
Special tools for cars and trucks **331–371**
Special tools for chassies and steering **357**
Special tools for engine and gear transmission **363, 364**
Special tools for fitting/removing vehicle glass **337, 338**
Special tools for heater plugs **358**
Special tools for ignition **127, 358**
Special tools for ignition and electrics **358, 359**
Special tools for lubrication service **362, 363**
Special tools for valves and pistons **355, 356**
Special tools for vehicle doors **337**
Speeder braces **117, 131, 148**
Spiral cable **249**
Spline drive sockets **112, 113, 128, 142**
Spline drive combination spanners **91**
Spline drive ratchet ring spanners **101**
Split-pin puller **315**
Spot weld drills **336**
Spot weld milling cutter **336**
Spray-can and paper-roll holder **16, 18**
Square drive adaptor **250, 251**
Square drive insert tools for torque wrenches **223, 226, 251**
Standard-MANOSKOP® torque wrenches **199, 200, 368, 371**
Steel fixers pincers **291, 292**
Steel rule **312**
Strap wrenches **362**
Striking face open ended spanners **104**
Striking face ring spanners **103**
Stud remover **311**
Suction lifter **337**

T

Tape measure **312**
Telescopic mirror **313, 314**
Tension strap with ratchet **338**
Textile bags for larger torque wrenches **222**
Thread restorers **310**
Three square bearing scraper **308**
Three square engineers bearing scraper **308**
Three square engineers scrapers **308**
Tin snips **336**
Tommy bars **105**
Tool bag **26**
Tool box trolley **27**
Tool boxes **27, 28**
Tool cases **29**
Tool holders **226, 228, 229, 312**
Tool magazines **19**
Tool sets **22, 23, 30–45**
Tool sets in plastic inlays **47–56**
Tool sets in TCS inlays **58–79**
Tool trolleys **13–16, 21**
Tools for heater plugs **358, 359**
Tools for pistons **355, 370**
Top cutters **287, 297**
Torches **315, 316**
TORQ-Set® bits **179**
TORQ-Set® screwdrivers **257**
Torque angle gauges **222**
Torque multipliers MULTIPOWER **232**
Torque screwdrivers **192, 193**
Torque test equipment **237–247**
Torque testers **237, 238**
Torque wrenches **194–378**
TORSIOMAX torque screwdriver **192**
TORSIOMETER torque screwdriver **192**
TORSIOTRONIC **193**
TORX PLUS®-bits **179**
TORX®-bits **178, 184**
TORX®-insert tools **224, 227**
TORX®-screwdrivers **257–259, 263, 265, 266, 380**
TORX®-socket sets **123, 135, 153, 154**
TORX®-sockets **112, 113, 128, 129, 141, 145, 146, 158**
Transducer **239, 248**
Trays, empty **164**
TRI-WING®-bits **179**
Tubular handles **102**
Tweezers **316**
Tyre levers **359, 369**
Tyre tread Vernier calliper **312, 360**

U

UNIFLEX-sockets **112, 113, 127, 128, 141, 358**
Universal joints **117, 132, 149, 158**
USB adaptor **213, 221, 249**

V

Valve adjustment tools **355, 356**
Valve seating-ring pliers **355**
VDE tools **376–385**
VERITRAC windscreen removal set **337, 338**
Vernier calliper **311, 312, 360**
Voltage tester **315**

W

Warding files **308**
Waterpump pliers **280, 281, 383**
Wheel braces **359, 369**
Wheel fitting set **199**
Wheel hub puller **324**
Wheely box **19**
Windscreen removal set, VERITRAC **337**
Wire brushes **313**
Wire cutter **316**
Wire insert awl **338**
Wire insert probe **338**
Wire stripping knife **315**
Wire stripping pliers **289, 384**
Wire twisting pliers **285**
Work benches **17, 18**
Work benches, mobile **17, 18**
Workshop sets **22–26, 30–79, 339–353**

S_392-393_Stichwortverzeichnis Print ES DE EN 2019-12-09.indd 393 09.12.2019 16:59:22

Assignment of spanner sizes to screws

Spanner opening SW		Metric sizes																American sizes									
			Thread diameters																Thread diameters · American standard ANSI								
			DIN ISO 272				ISO R 272 1968		German standard DIN					French standard	Swedisch standard				Nuts				Bolts and screws				
Minimum dimension mm[1]	Maximum dimension mm[1]	Nominal size of wrench, mm	Standard hexagon	Large hexagon	Screw with flange	Nut with flange	Normal hexagon	Small hexagon	Normal hexagon[2]	Large hexagon[3]	Small hexagon[4]	Screw with flange[2]	Nut with flange[4]	NFE 27-111-1930[6]	Metric, large[6] SMS 1412	Metric, small[6] SMS 1414	Whitworth, large[6] SMS 1413	Whitworth, small[6] SMS 1415	Nominal Size of Wrench	**a** Normal (No)	**b** Square (No)	**c** Heavy (No)	**d** Machine Screw Nuts (No)	**e** Normal (No)	**f** Heavy (No)	**g** Machine Screws (No)	**h** Square Head Set Screws (No)
3.22	3.28	**3.2**	1.6				1.6		1.6																		
3.23	3.35																		**1/8**							1·2·3	
3.52	3.60	**3.5**																									
4.01	4.14													2.5					**5/32**				0·1				
4.02	4.12	**4**	2				2		2							2.3											
4.52	4.62	**4.5**														2.6											
4.83	4.95																		**3/16**				2·3			3·4·5	10
5.02	5.12	**5**	2.5				2.5		2.5					3		3											
5.21	5.33																		**13/64**								
5.52	5.62	**5.5**	3				3		3																		
5.59	5.72																		**7/32**								
6.00	6.13																		**15/64**								
6.03	6.15	**6**							3.5					3.5	3	3.5											
6.40	6.53																		**1/4**				4			6·8	1/4
6.82	6.97																		**17/64**								
7.03	7.15	**7**	4		5		4		4					4·4.5	3.5	4											
7.19	7.32																		**9/32**					10*			
7.62	7.77																		**19/64**								
8.03	8.18																		**5/16**				5·6			10·12	5/16
8.03	8.15	**8**	5		6	5	5		5		6	5	5	5	4	5											
8.41	8.56																		**21/64**								
8.81	8.97																		**11/32**				8				
9.03	9.15	**9**							(5)[7]					5.5	5												
9.60	9.75																		**3/8**				10	1/4*		1/4	3/8
10.04	10.19	**10**	6		8	6	6		6		8	6	6	6		6											
10.39	10.55																		**13/32**								
11.04	11.19	**11**	7				7		7						6	7		1/4									
11.18	11.33																		**7/16**	1/4	1/4		12·1/4	1/4			7/16
11.99	12.14																		**15/32**								
12.04	12.24	**12**						8						7		8											
12.80	12.95																		**1/2**	5/16		1/4		5/16		5/16	1/2
13.04	13.24	**13**	8		10	8	8		8		10	8	8				1/4	5/16									
13.60	13.77																		**17/32**								
14.05	14.27	**14**						10	(8)[7]					8	8												
14.38	14.55																		**9/16**	3/8	5/16	5/16	5/16	3/8		3/8	9/16
15.05	15.27	**15**			12	10						10	10			10	5/16	3/8									
15.18	15.36																		**19/32**								
15.98	16.15																		**5/8**		3/18		3/8	7/16			5/8
16.05	16.27	**16**	10	SP·M10 M14					10		12	12		9													
16.77	16.95																		**21/32**								
17.05	17.30	**17**					10	12	(10)		(12)			10	10												
17.58	17.75																		**11/16**	7/16		3/8					
18.05	18.30	**18**	12	SP·M12	14	12			12		16	14	12			12	3/8	7/16									
19.06	19.36	**19**					12	14	(12)		(16)			11													
19.18	19.38																		**3/4**	1/2	7/16	7/16		1/2			3/4
19.97	20.17																		**25/32**								
20.06	20.36	**20**																									
20.78	20.98																		**13/16**		1/2			9/16			
20.86	21.16	**20.8**		SP·M14 M18																							
21.06	21.36	**21**	14	12	16	14			14	12		16	14	12		14	7/16	1/2									
22.06	22.36	**22**					14	16	(14)	12					12·14												
22.35	22.56																		**7/8**	9/16		1/2			1/2		7/8
23.06	23.36	**23**												14			1/2										
23.98	24.21																		**15/16**	5/8		9/16		5/8			
24.06	24.36	**24**	16	14		16	16	18	16		20		16			16		5/8									
24.76	24.99																		**31/32**								
25.06	25.36	**25**																									
25.55	25.78																		**1**		5/8						1
26.08	26.48	**26**		SP·M18										16													
27.08	27.48	**27**	18	16	20		18	20	18	16		20			16	18											
27.13	27.36																		**1 1/16**			5/8			5/8		
28.08	28.48	**28**															5/8	3/4									
28.75	29.01																		**1 1/8**	3/4	3/4			3/4			1 1/8
29.08	29.48	**29**												18													
30.08	30.48	**30**	20	18		20	20	22	20		24		20			20											
30.34	30.59																		**1 3/16**								
31.93	32.18																		**1 1/4**			3/4			3/4		1 1/4
32.08	32.48	**32**					22	24	(22)	20				20	18·20	22											
33.08	33.48	**33**															3/4	7/8									
33.53	33.81																		**1 5/16**	7/8	7/8			7/8			
34.08	34.48	**34**	22	20					22	20						24											
35.10	35.60	**35**												22													
35.13	35.41																		**1 3/8**								1 3/8
36.10	36.60	**36**	24	22			24	27	24	22	30				22·24												

S_394-396 Print ES DE EN 2019-12-09.indd 394 09.12.2019 17:33:31

Spanner opening SW		Metric sizes																	American sizes									
			Thread diameters																Thread diameters · American standard ANSI									
			DIN ISO 272				ISO R 272 1968		German standard DIN					French standard	Swedisch standard				Nuts				Bolts and screws				
Minimum dimension mm[1])	Maximum dimension mm[1])	Nominal size of wrench, mm	Standard hexagon	Large hexagon	Screw with flange	Nut with flange	Normal hexagon	Small hexagon	Normal hexagon[2])	Large hexagon[3])	Small hexagon[4])	Screw with flange[5])	Nut with flange[6])	NFE 27-111-1930[8])	Metric, large[8]) SMS 1412	Metric, small[8]) SMS 1414	Whitworth, large[8]) SMS 1413	Whitworth, small[8]) SMS 1415	Nominal Size of Wrench	**a** Normal (No)	**b** Square (No)	**c** Heavy (No)	**d** Machine Screw Nuts (No)	**e** Normal (No)	**f** Heavy (No)	**g** Machine Screws (No)	**h** Square Head Set Screws (No)
36.73	37.01																		**1 7/16**			7/8			7/8			
37.10	37.60	**37**															7/8	1"										
38.10	38.60	**38**												24														
38.30	38.61																		**1 1/2**	1"	1"			1"				1 1/2
39.89	40.20																		**1 9/16**									
41.10	41.60	**41**	27	24			27	30	27	24					27													
41.50	41.81																		**1 5/8**			1"			1"			
42.10	42.60	**42**												27			1"	1 1/8										
42.67	42.93																											
43.08	43.38																		**1 11/16**	1 1/8	1 1/8			1 1/8				
44.70	45.03																		**1 3/4**									
46.10	46.60	**46**	30	27			30	33	30	27	36			30		30												
46.28	46.61																		**1 13/16**			1 1/8			1 1/8			
47.10	47.60	**47**															1 1/8	1 1/4										
47.88	48.21																		**1 7/8**	1 1/4	1 1/4			1 1/4				
50.10	50.60	**50**	33	30			33	36	33	30				33		33												
51.08	51.44																		**2"**			1 1/4			1 1/4			
52.10	52.60	**52**															1 1/4	1 3/8										
52.68	53.04																		**2 1/16**	1 3/8	1 3/8			1 3/8				
54.12	54.72	**54**												36														
54.25	54.61																		**2 1/8**									
55.12	55.72	**55**	36	33			36	39	36		42				36													
55.88	56.26																		**2 3/16**			1 3/8			1 3/8			
56.12	56.72	**56**															1 3/8	1 1/2										
57.45	57.84																		**2 1/4**	1 1/2	1 1/2			1 1/2				
58.12	58.72	**58**												39														
60.12	60.72	**60**	39	36			39		39	36					39		1 1/2	1 5/8										
60.66	61.06																		**2 3/8**			1 1/2			1 1/2			
62.23	62.64																		**2 7/16**									
63.12	63.72	**63**												42														
63.83	64.24																		**2 1/2**									
65.12	65.72	**65**	42	39			42		42		48				42		1 5/8	1 3/4										
65.43	65.86																		**2 9/16**			1 5/8						
67.03	67.46																		**2 5/8**					1 3/4				
67.12	67.72	**67**												45														
70.12	70.72	**70**	45				45		45						45		1 3/4	1 7/8										
70.26	70.69																		**2 3/4**			1 3/4			1 3/4			
71.12	71.72	**71**												48														
71.81	72.26																		**2 13/16**									
75.03	75.51																		**2 15/16**			1 7/8						
75.15	75.85	**75**	48				48		48		56				48		1 7/8	2"										
76.61	77.09																		**3"**					2"				
77.15	77.85	**77**												52														
79.81	80.31																		**3 1/8**			2"			2"			
80.15	80.85	**80**	52				52		52						52		2"											
82.15	82.85	**82**												56														
85.15	85.85	**85**	56				56		56																			
86.18	86.72																		**3 3/8**					2 1/4				
88.15	88.85	**88**												60														
89.36	89.92																		**3 1/2**			2 1/4			2 1/4			
90.15	90.85	**90**	60				60		60																			
94.15	94.85	**94**												64														
95.15	95.85	**95**	64				64		64																			
95.76	96.34																		**3 3/4**					2 1/2				
98.93	99.52																		**3 7/8**			2 1/2			2 1/2			
100.15	100.85	**100**	68				68		68					68														
105.20	106.00	**105**	72				72		72					72														
105.33	105.97																		**4 1/8**					2 3/4				
108.51	109.14																		**4 1/4**			2 3/4			2 3/4			
110.20	111.00	**110**	76				76		76					76														
114.91	115.57																		**4 1/2**					3"				
115.20	116.00	**115**	80				80		80																			
116.20	117.00	**116**												80														
118.08	118.77																		**4 5/8**			3"			3"			
120.20	121.00	**120**	85				85		85																			

ASME/ANSI B 18.2.2-1987

1) maximum and minimum dimensions for metric sizes according to DIN 475/2 series 1 and ISO 691 (machined tolerances), American sizes according to ANSI B 18.2.1 + ASME/ANSI B 18.2.2
2) DIN ISO 4014, 4016, 4017, 4018, 4032, 4034, 4035, 4036, 8673, 8674, 8675, 8676, 8765, sizes in brackets only DIN 439, 555, 558, 601, 609, 610, 917, 931, 933, 934, 935, 936, 937, 960, 961, 979, 980, 985, 986, 1587, 2510/5, 6330, 6331, 7967, 7968, 79900
3) DIN 6914, 6915, 7999 (SW 21 + 34)
4) DIN 561, 564
5) DIN 6921, 6922
6) DIN 6923, 6926, 6927
7) Standards prior to 1963
8) old standards

a) Hex Flat and Hex Flat Jam Nuts
Hex Nuts and Hex Jam Nuts
Hex Slotted Nuts
Hex Thick Nuts
Hex Thick Slotted Nuts
Hex Castle Nuts

b) Square Nuts

c) Heavy Square Nuts
Heavy Hex Flat Nuts
Heavy Hex Flat Jam Nuts
Heavy Hex Nuts
Heavy Hex Jam Nuts
Heavy Hex Slotted Nuts

ANSI B 18.2.1-1981

d) ANSI B 18.6.3 - 1972
e) Square Bolts
Hex Bolts
Hex Cap Screws
Lag Screws
f) Heavy Hex Bolts
Heavy Hex Structural Bolts
Heavy Hex Screws

g) ANSI B 18.6.3 - 1972 (R 1983)
h) ANSI B 18.6.2 - 1972 (R 1983)
* Square Bolt and Lag Screws only

SP = Spark Plug

S_394-396 Print ES DE EN 2019-12-09.indd 395 09.12.2019 17:33:32

Symbols used throughout this catalogue

Symbols

- **Spanner Opening**
- **Spanner Opening for Hexagon Socket Head Screws**
- **TORX® size in mm**
- **Outside Square**
- **Inside Square**
- **Inside Hexagon**
- **Outside Hexagon**
- **Pipe Diameter, inside**
- **Pipe Diameter, outside**
- **Size of Insert Tool Carrier in mm (MANOSKOP®) (Inside Square)**
- **Size of Shell Tool Carrier in mm (MANOSKOP®) (Outside Square)**
- **Open Ring Spanner, hexagon**
- **Open Ring Spanner, bi-hexagon**
- **Socket, hexagon**
- **Socket, bi-hexagon**
- **Socket, hexagon, AS-drive**
- **Socket, bi-hexagon, AS-drive**
- **Socket, bi-square**
- **Socket, spline-drive**
- **for Socket Head Screw, hexagon**
- **for Socket Head Screw, hexagon with guide pin**
- **for Phillips-Recessed head Screws** Phillips-Recess®, registered trademark of Phillips Screw Company
- **for POZIDRIV/SUPADRIV Screws** POZIDRIV/SUPADRIV®, registered trademark of European Industrial Services Ltd.
- **for Trisquare Socket Head Screws**
- **for Inside TORX® Screws**
- **for Inside TORX® Screws with hollow drive tip**
- **for Inside TORX PLUS® Screws**
- **for 5-star screws**
- **for Outside TORX® Screws**
- TORX® registered trademark of Fa. Acument Intellectual Properties, LLC, Rockford, USA STAHLWILLE holds the Manufacturing Licence for TORX® Tools
- **for Spline Socket Head Screws** Ribe-CV®, registered trademark of Richard Bergner GmbH & Co.
- **for Slotted Head Screws**
- **for TRI-WING® Screws,** registered trademark of Phillips Screw Company
- **for TORQ-SET® Screws,** registered trademark of Phillips Screw Company
- **Diameter in mm**
- **Anti-Slip-drive**
- **High-Performance-Quality**
- **Scale Range**
- **Scale Division**
- **Weight**
- **Standard Pack (pieces)**
- **full flush cutting**
- **semi flush cutting**
- **standard bevel**
- **Safety insulated as per IEC 900 – AC 1000 V**
- **new items**

STAHLWILLE Eduard Wille GmbH & Co. KG
Lindenallee 27
P.O. Box 120103
42349 Wuppertal
Germany

Tel.: +49 202 4791-0
Fax: +49 202 4791-200
info@stahlwille.de
www.stahlwille.de

WEEE-Reg.-Nr. DE 70431151

We reserve the right to alter dimensional details in order to carry out improvements. All photographs used in this catalogue represent the tools as closely as possible to their natural appearance. Model changes may take place without prior notice as in the case of design improvements. We observe all legal requirements relating to tools and safety. All rights reserved. E & OE

Printed in Germany – Copyright by STAHLWILLE Eduard Wille GmbH & Co. KG
Wuppertal

S_394-396 Print ES DE EN 2019-12-09.indd 396 09.12.2019 17:33:33

Made in Germany

STAHLWILLE Eduard Wille GmbH & Co. KG · Lindenallee 27 · 42349 Wuppertal · Deutschland
Tel.: +49 202 4791-0 · Fax: +49 202 4791-200 · info@stahlwille.de · www.stahlwille.de

91 97 20 51

X-ON Electronics

Largest Supplier of Electrical and Electronic Components

Click to view similar products for Pliers & Tweezers ***category:***

Click to view products by Stahlwille ***manufacturer:***

Other Similar products are found below :

0031 32750 PN-5050/38D PG-TP-30D PG-DP-18-N G77015 4-1532129-2 77 12 115 0037 T0058765801 571 76C 37 31 125 RX 8130 37 33 125 DRP10N 32 11 135 36 12 130 0036 64 11 115 0032 6231-08 PN 5050/19D PNI 5000 TP 5000/15D TR 30 15 V TR 5000 PR TR 58 R A D 00 20 08 US2 13 01 614 87 28 250 SBA INCP8 30993 011820101 003780032 003780041 134-69-160 134-69-180 135-49-VDE-190 137-49-VDE-180 137-49-VDE-200 137-49-VDE-240 137-69-180 137-69-200 137-69-240 138-49-VDE-200 138-69-200 140-49-VDE-170 140-49-VDE-205 140-69-205