

Product Summary

$V_{(BR)DSS}$	$R_{DS(on)TYP}$	I_D
30V	3.3mΩ@10V	85A
	5mΩ@4.5V	



合肥矽普半导体

Siliup Semiconductor Technology Co.Ltd

技术 品质 服务

www.siliup.com

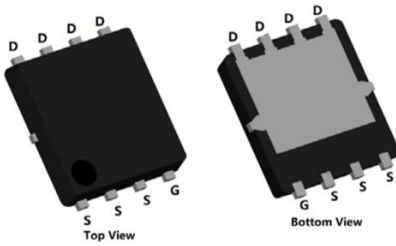
Feature

- Fast switching speed
- Surface mount package
- ROHS Compliant & Halogen-Free
- 100% Single Pulse avalanche energy Test

Applications

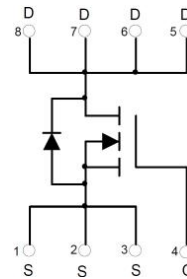
- DC-DC Converters.
- Motor Control.

Package

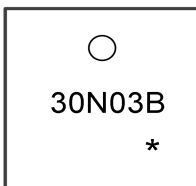


PDFN5X6-8L

Circuit diagram



Marking



30N03B :Device Code
* :Month Code

Order Information

Device	Package	Unit/Tape
SP30N03BNK	PDFN5X6-8L	5000

Absolute maximum ratings (Ta=25°C, unless otherwise noted)

Parameter	Symbol	Rating	Unit
Drain-Source Voltage	V_{DSS}	30	V
Gate-Source Voltage	V_{GSS}	±20	V
Continuous Drain Current	I_D	85	A
Continuous Drain Current(Tc=100°C)	I_D	56	A
Pulse Drain Current Tested	I_{DM}	340	A
Single pulsed avalanche energy ¹	E_{AS}	225	mJ
Power Dissipation(Tc=25°C)	P_D	48	W
Thermal Resistance Junction-to-Case	$R_{\theta JC}$	2.6	°C/W
Storage Temperature Range	T_{STG}	-55 to 150	°C
Operating Junction Temperature Range	T_J	-55 to 150	°C

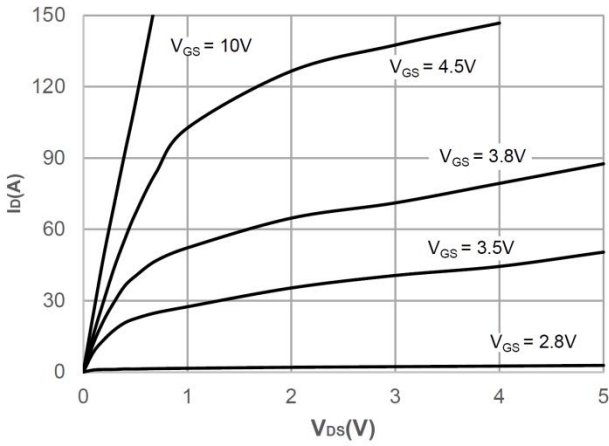
Electrical characteristics (Ta=25°C, unless otherwise noted)

Parameter	Symbol	Conditions	Min.	Typ.	Max.	Unit
Static Characteristics						
Drain-Source Breakdown Voltage	BV_{DSS}	$V_{GS}=0V, I_D=250\mu A$	30	33.5	-	V
Drain-Source Leakage Current	I_{DSS}	$V_{DS}=24V, V_{GS}=0V, T_J=25^\circ C$	-	-	1	μA
Gate-Source Leakage Current	I_{GSS}	$V_{GS}=\pm 20V, V_{DS}=0V$	-	-	±100	nA
Gate Threshold Voltage	$V_{GS(th)}$	$V_{GS}=V_{DS}, I_D=250\mu A$	1	1.5	2.5	V
Static Drain-Source On-Resistance	$R_{DS(on)}$	$V_{GS}=10V, I_D=20A$	-	3.3	4.2	mΩ
		$V_{GS}=4.5V, I_D=10A$	-	5	7	
Dynamic characteristics						
Input Capacitance	C_{iss}	$V_{DS}=10V, V_{GS}=0V, f=1MHz$	-	2010	-	pF
Output Capacitance	C_{oss}		-	250	-	
Reverse Transfer Capacitance	C_{rss}		-	230	-	
Total Gate Charge	Q_g	$V_{DS}=15V, V_{GS}=10V, I_D=30A$	-	60	-	nC
Gate-Source Charge	Q_{gs}		-	8.2	-	
Gate-Drain Charge	Q_{gd}		-	7.4	-	
Switching Characteristics						
Turn-On Delay Time	$T_{d(on)}$	$V_{DD}=15V, V_{GS}=10V, R_G=3\Omega, I_D=20A$	-	12	-	nS
Rise Time	T_r		-	15	-	
Turn-Off Delay Time	$T_{d(off)}$		-	40	-	
Fall Time	T_f		-	14	-	
Diode Characteristics						
Diode Forward Voltage	V_{SD}	$V_{GS}=0V, I_S=1A, T_J=25^\circ C$	-	-	1.2	V
Diode Continuous Current	I_S		-	-	85	A
Reverse recover time	T_{rr}	$I_S=20A, di/dt=100A/\mu s, T_J=25^\circ C$	-	11	-	nS
Reverse recovery charge	Q_{rr}		-	3	-	nC

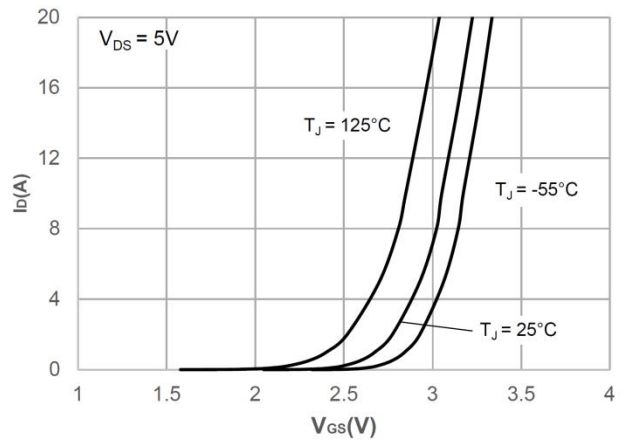
Note:

- The EAS Test condition is $V_{DD}=15V, V_{GS}=10V, L=0.5mH, R_g=25\Omega$

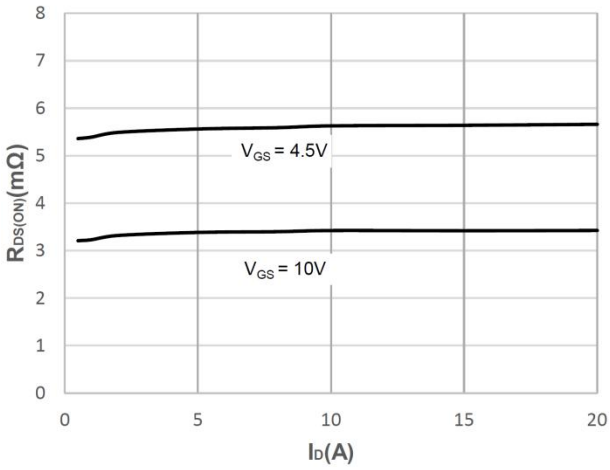
Typical Characteristics



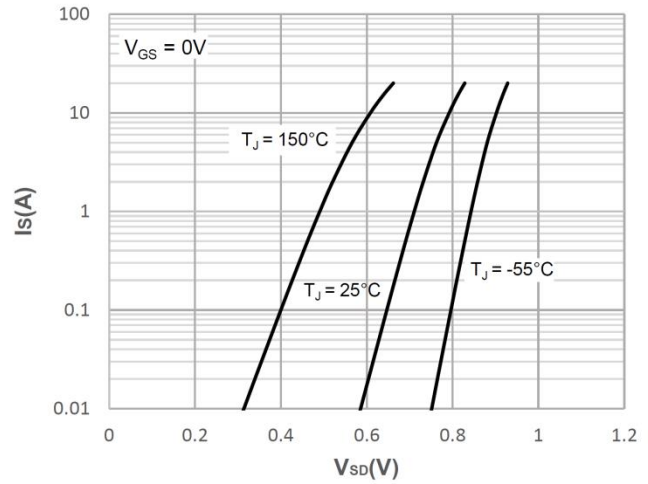
Output Characteristics



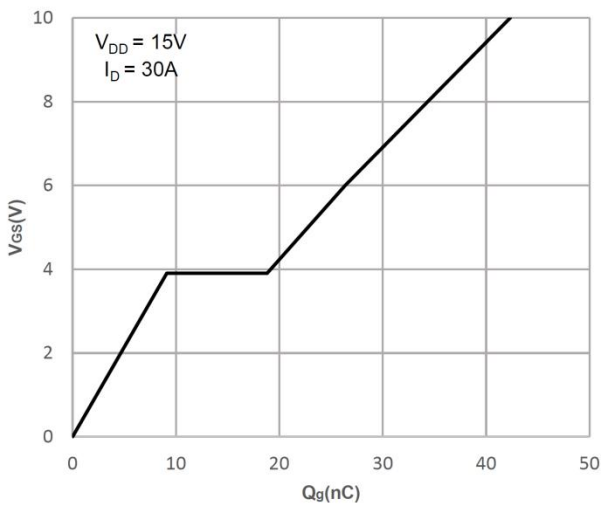
Typical Transfer Characteristics



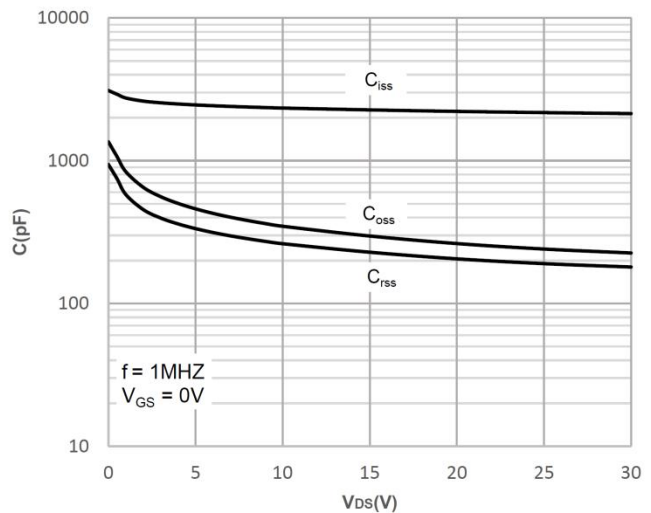
On-resistance vs. Drain Current



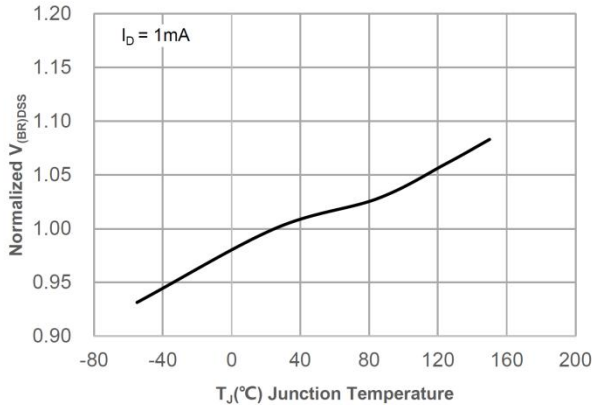
Body Diode Characteristics



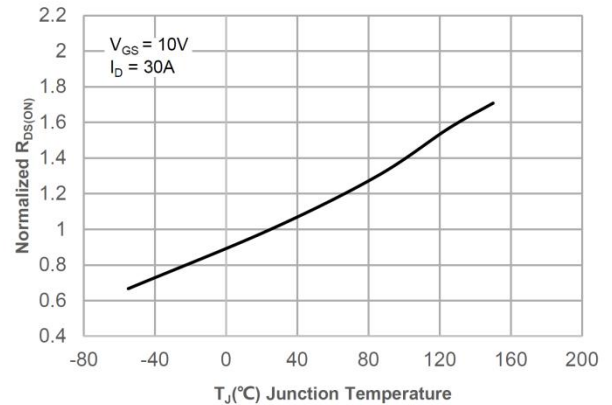
Gate Charge Characteristics



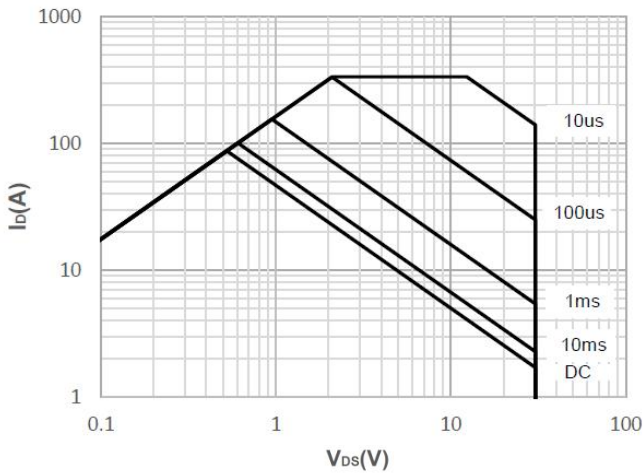
Capacitance Characteristics



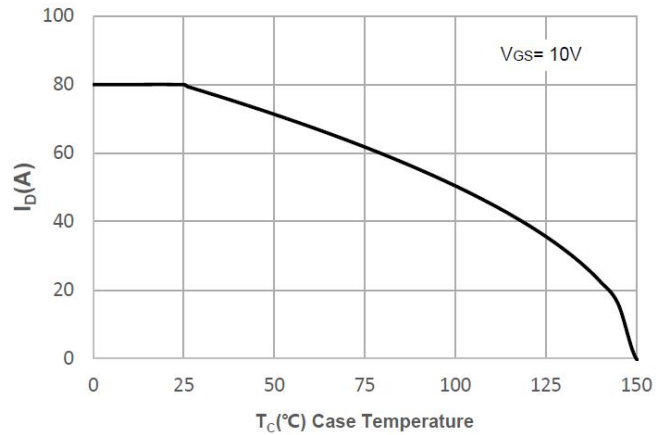
Normalized Breakdown voltage vs. Junction Temperature



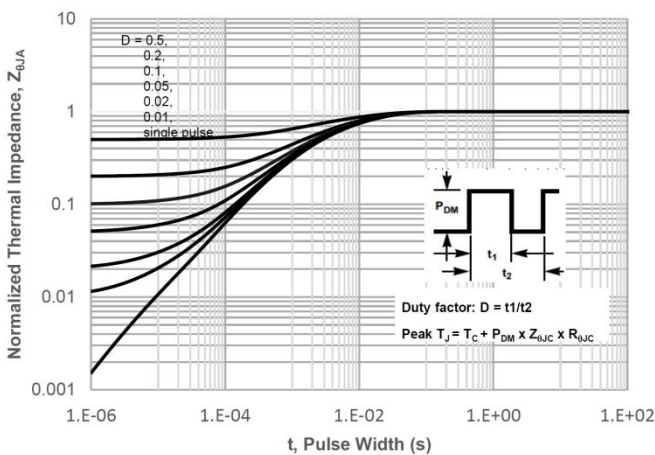
Normalized on Resistance vs. Junction Temperature



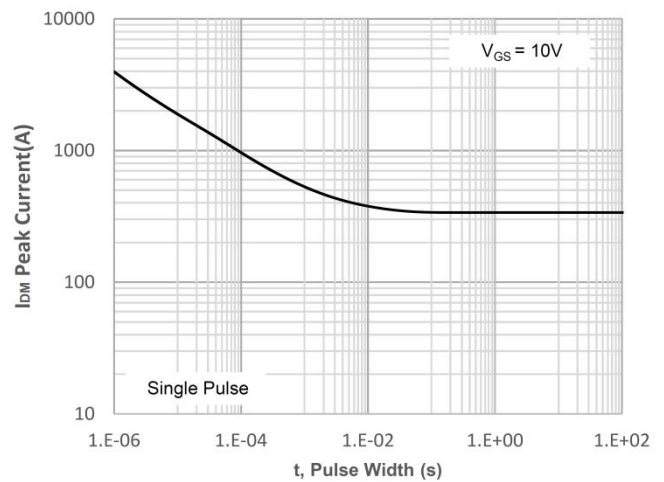
Maximum Safe Operating Area



Maximum Continuous Driant Current vs. Case Temperature

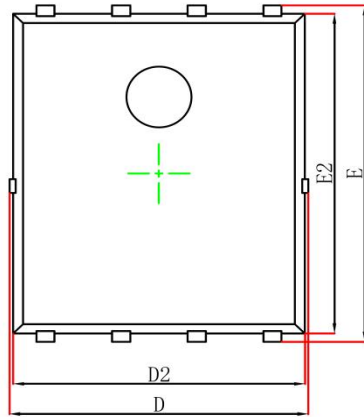


Normalized Maximum Transient Thermal Impedance

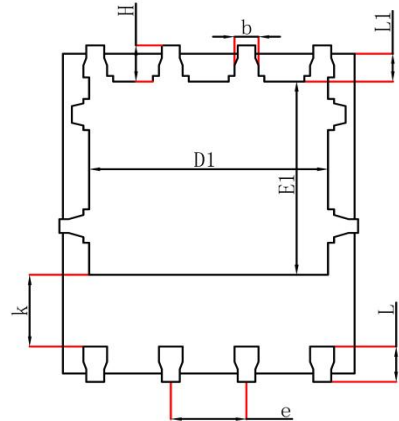


Peak Current Capacity

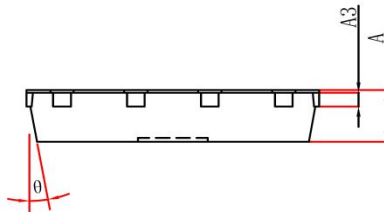
PDFN5X6-8L Package Information



Top View
[顶视图]



Bottom View
[背视图]



Side View
[侧视图]

Symbol	Dimensions In Millimeters		Dimensions In Inches	
	Min.	Max.	Min.	Max.
A	0.900	1.000	0.035	0.039
A3	0.254REF.		0.010REF.	
D	4.944	5.096	0.195	0.201
E	5.974	6.126	0.235	0.241
D1	3.910	4.110	0.154	0.162
E1	3.375	3.575	0.133	0.141
D2	4.824	4.976	0.190	0.196
E2	5.674	5.826	0.223	0.229
k	1.190	1.390	0.047	0.055
b	0.350	0.450	0.014	0.018
e	1.270TYP.		0.050TYP.	
L	0.559	0.711	0.022	0.028
L1	0.424	0.576	0.017	0.023
H	0.574	0.726	0.023	0.029
θ	10°	12°	10°	12°

X-ON Electronics

Largest Supplier of Electrical and Electronic Components

Click to view similar products for [MOSFETs](#) category:

Click to view products by [Siliup](#) manufacturer:

Other Similar products are found below :

[MCH3443-TL-E](#) [MCH6422-TL-E](#) [NTNS3A92PZT5G](#) [IRFD120](#) [2SK2464-TL-E](#) [2SK3818-DL-E](#) [2SJ277-DL-E](#) [2SK2267\(Q\)](#) [MIC4420CM-TR](#) [IRFS350](#) [IPS70R2K0CEAKMA1](#) [AON6932A](#) [2SK2614\(TE16L1,Q\)](#) [DMN1017UCP3-7](#) [EFC2J004NUZTDG](#) [SCM040600](#) [NTE2384](#) [2N7000TA](#) [DMN2080UCB4-7](#) [US6M2GTR](#) [DMN31D5UDJ-7](#) [DMP22D4UFO-7B](#) [DMN1006UCA6-7](#) [DMN16M9UCA6-7](#) [STF5N65M6](#) [IRF40H233XTMA1](#) [STU5N65M6](#) [DMN13M9UCA6-7](#) [STU7N60DM2](#) [DMTH10H4M6SPS-13](#) [DMN2990UFB-7B](#) [2N7002W-G](#) [MCQ7328-TP](#) [IPB45P03P4L11ATMA2](#) [BXP4N65F](#) [BXP2N20L](#) [BXP2N65D](#) [TSM60NB380CP](#) [ROG](#) [SLF10N65ABV2](#) [IRF9395MTRPBF](#) [FCMT080N65S3](#) [NTD5C632NLT4G](#) [NTMFS0D55N03CGT1G](#) [NTMFS1D15N03CGT1G](#) [NTMTS0D4N04CTXG](#) [NTMYS2D1N04CLTWG](#) [NVD360N65S3T4G](#) [NVD5C464NLT4G](#) [NVMTS001N06CLTXG](#) [NVMTS1D1N04CTXG](#)