

NOTES:

1. Ⓢ REPRESENTS A CRITICAL DIMENSION.
2. TUBE POSITIONS -05 THRU -36 ONLY; POSITIONS -02 THRU -04 TO BE LAYER PACKAGED.
3. MAXIMUM CUT FLASH: .020 [0.51] CUT FLASH TO BE IN A NON-CRITICAL AREA LOCATED BETWEEN BODIES.
4. FOR ADDED MECHANICAL STABILITY, SAMTEC RECOMMENDS MECHANICAL BOARD SPACERS BE USED IN APPLICATIONS WITH GOLD OR SELECTIVE GOLD PLATED CONNECTORS. CONTACT IPG@SAMTEC.COM FOR MORE INFORMATION.

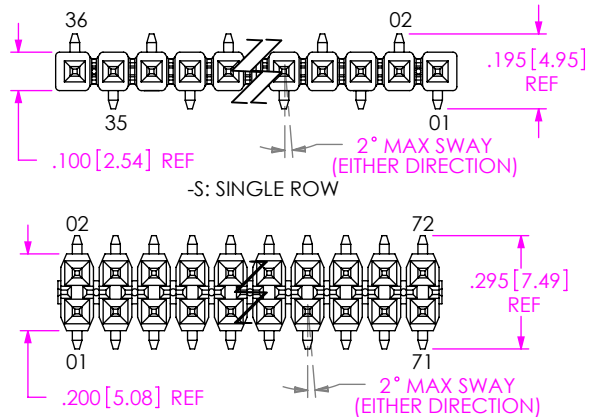
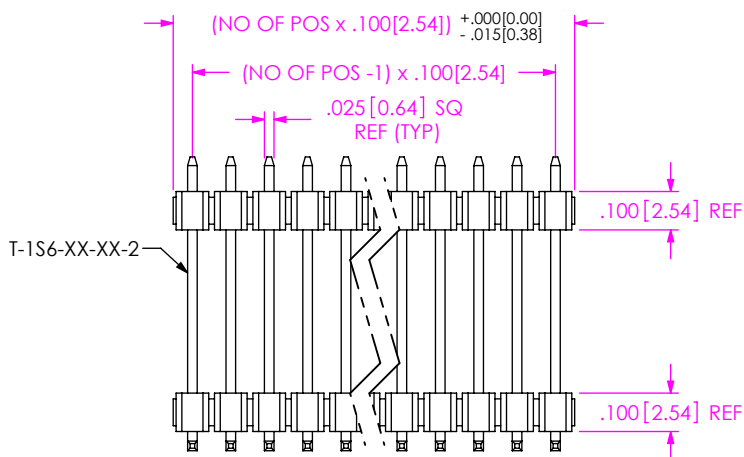


FIG 1
HW-XX-10-XX-X-675-SM SHOWN



HW-XX-XX-XX-X-XXXX-SM-X-XXX

No OF POSITIONS
-02 THRU -36

LEAD STYLE
(SEE TABLE 1)

PLATING SPECIFICATION

- T: MATTE TIN ON CONTACT AND TAIL.
- S: 30μ" SELECTIVE GOLD IN CONTACT AREA, MATTE TIN ON TAIL.
- G: 10μ" SELECTIVE GOLD IN CONTACT AREA, 3μ" SELECTIVE GOLD ON TAIL.
- L: 10μ" SELECTIVE GOLD IN CONTACT AREA, MATTE TIN ON TAIL.
- TL: 250μ" TIN/LEAD ON CONTACT AND TAIL.
- H: 30μ" SELECTIVE GOLD IN CONTACT AREA, 3μ" SELECTIVE GOLD ON TAIL.
- F: 3μ" SELECTIVE GOLD IN CONTACT AREA, MATTE TIN ON TAIL.
- TM: MATTE TIN ON CONTACT AND TAIL.
- SM: 30μ" SELECTIVE GOLD IN CONTACT AREA, MATTE TIN ON TAIL.
- LM: 10μ" SELECTIVE GOLD IN CONTACT AREA, MATTE TIN ON TAIL.
- FM: 3μ" SELECTIVE GOLD IN CONTACT AREA, MATTE TIN ON TAIL.

ROW OPTION

- D: DOUBLE ROW
(USE RTSM-50-DVU FOR BOTTOM INSULATOR)
(USE WRTSM-50-DVU FOR TOP INSULATOR)
- S: SINGLE ROW
(USE TSM-XX-S BODY FOR BOTTOM INSULATOR)
(USE WTSM-50-SV FOR TOP INSULATOR)

OPTION #2
POLARIZED POSITION
SPECIFY OMITTED PIN

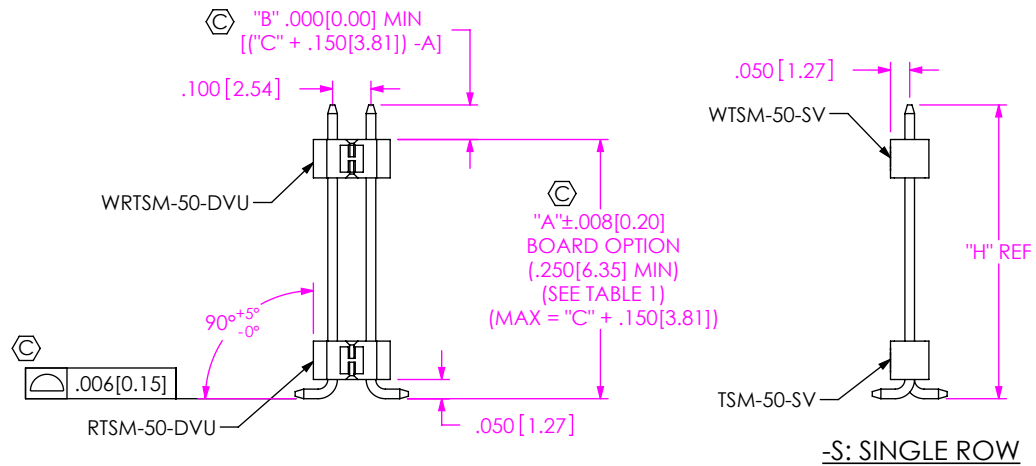
OPTION #1

- LC: LOCKING CLIP (SEE FIG 2, SHT 2)
(-D: USE RTSM-50-DVU, USE LC-05-TM)
(-S: USE TSM-50-SV BODY, USE LC-08-TM-02)
- A: ALIGNMENT PIN (SEE FIG 3, SHT 2)
(-S: 3 POSITION USE TSM-03-SV-A, MUST BE MOLDED TO POSITION)
(4-50 POSITIONS USE TSM-XX-SV-XX, 2 POSITIONS TO USE TSM-48-SV-04)
(-D: FOR MOLDED TO POSITION, USE RTSM-50-DVU-XX BODY, AVAILABLE ON POS -02 THRU -36)
(-D: FOR STAKED, USE RTSM-50-DVU BODY, 3 POS MIN)
- TR: TAPE & REEL
(4 THRU 27 POSITIONS ONLY)
(MAX HEIGHT: .6875)

LEAVE BLANK FOR NO HOLD DOWN OPTION
(-D: USE RTSM-50-DVU, CAN BE CUT TO POSITION, SEE FIG 1)
(-S: USE TSM-50-SV, CAN BE CUT TO POSITION, SEE FIG 1)

SURFACE MOUNT

BOARD SPACE
"A" = -XXX
(SEE FIG 1 & TABLE 1)
MAX = C + .150



LEAD STYLE	TERMINAL	"H"	"A" WHEN "B" IS .090 [2.29]	"C"	IN-PROCESS OAL REF
-08	T-1S6-08-XX-2	.465 [11.81]	.375 [9.53]	.315 [8.00]	.530 [13.46]
-09	T-1S6-09-XX-2	.665 [16.89]	.575 [14.61]	.515 [13.08]	.730 [18.54]
-10	T-1S6-10-XX-2	.765 [19.43]	.675 [17.15]	.615 [15.62]	.830 [21.08]
-11	T-1S6-11-XX-2	.865 [21.97]	.775 [19.69]	.715 [18.16]	.930 [23.62]
-12	T-1S6-12-XX-2	.965 [24.51]	.875 [22.23]	.815 [20.70]	1.030 [26.16]
-15	T-1S6-15-XX-2	.565 [14.35]	.475 [12.07]	.415 [10.54]	.630 [16.00]
-16	T-1S6-16-XX-2	.380 [9.65]	.290 [7.37]	.230 [5.84]	.445 [11.30]
-17	T-1S6-17-XX-2	.415 [10.54]	.325 [8.26]	.265 [6.73]	.480 [12.19]
-20	T-1S6-20-XX-2	1.065 [27.05]	.975 [24.77]	.915 [23.24]	1.130 [28.70]

UNLESS OTHERWISE SPECIFIED, DIMENSIONS ARE IN INCHES. TOLERANCES ARE:

DECIMALS ANGLES

.XX: ±.01 [0.3] 2°

.XXX: ±.005 [0.13]

.XXXX: ±.0020 [0.051]

PROPRIETARY NOTE

THIS DOCUMENT CONTAINS CONFIDENTIAL AND PROPRIETARY INFORMATION AND ALL DESIGN, MANUFACTURING, REPRODUCTION, USE, PATENT RIGHTS AND SALES RIGHTS ARE EXPRESSLY RESERVED BY SAMTEC, INC. THIS DOCUMENT SHALL NOT BE DISCLOSED, IN WHOLE OR PART, TO ANY UNAUTHORIZED PERSON OR ENTITY NOR REPRODUCED, TRANSFERRED OR INCORPORATED IN ANY OTHER PROJECT IN ANY MANNER WITHOUT THE EXPRESS WRITTEN CONSENT OF SAMTEC, INC.

MATERIAL: DO NOT SCALE DRAWING SHEET SCALE: 2:1

INSULATOR: LCP, UL 94 V0, COLOR: BLACK

TERMINAL: PHOS BRONZE

DESCRIPTION:
HW BOARD TO BOARD ASSEMBLY

DWG. NO.
HW-XX-XX-XX-X-XXXX-SM-X-XXX

BY: G PURVIS 03/12/1993 SHEET 1 OF 3

520 PARK EAST BLVD, NEW ALBANY, IN 47150
PHONE: 812-944-6733 FAX: 812-948-5047
e-Mail info@SAMTEC.com code 55322

F:\DWG\MISC\MKTG\HW-XX-XX-XX-X-XXXX-SM-X-XXX-MKT.SLDDRW

DO NOT SCALE FROM THIS PRINT

REVISION AY

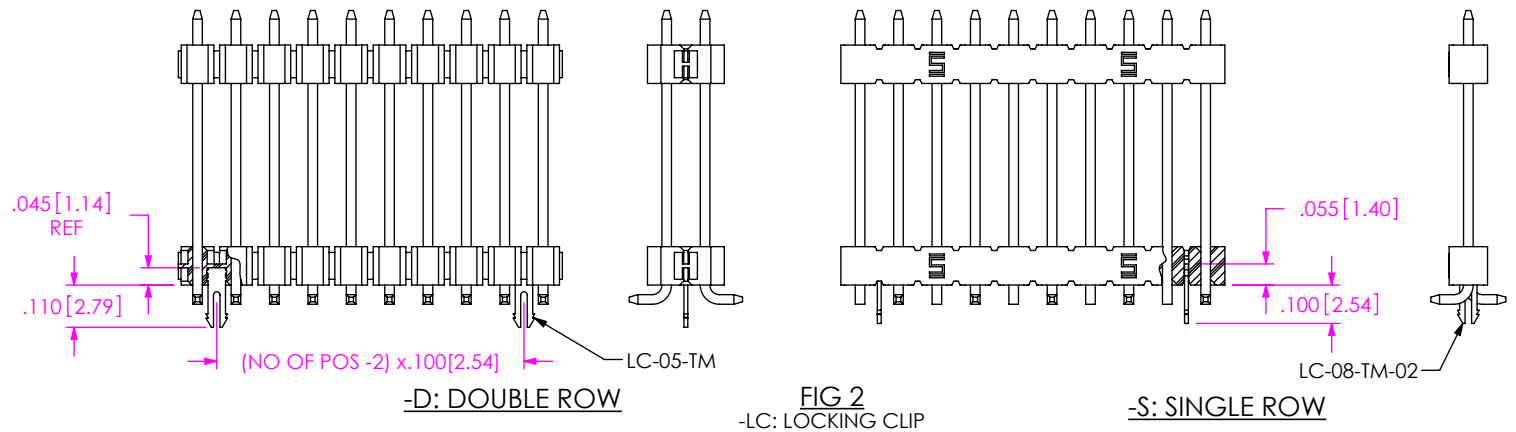
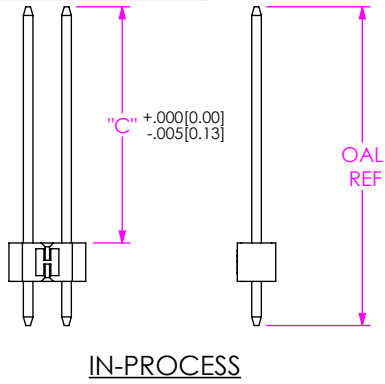


FIG 2
-LC: LOCKING CLIP
(SAME AS FIG 1, DIFFERENT AS SHOWN)

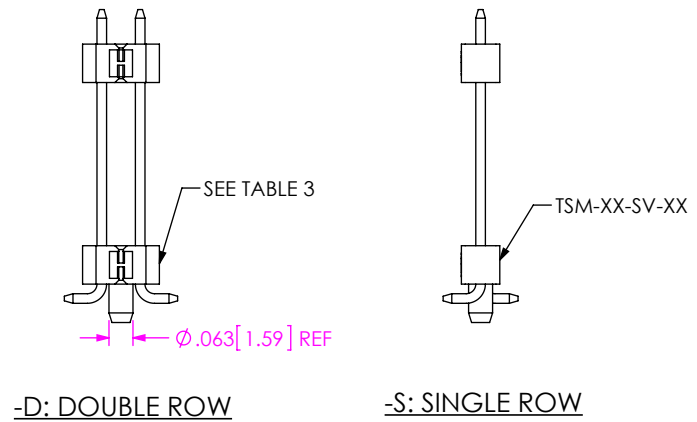
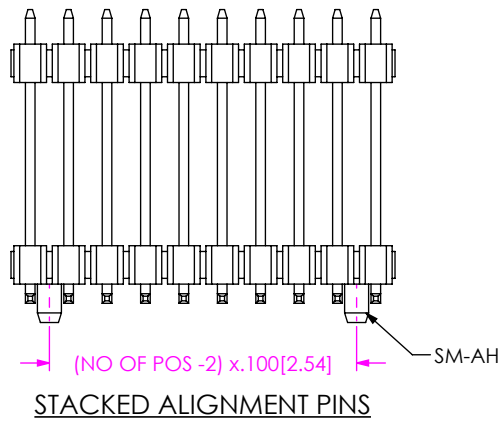


TABLE 3		
	"D"	BODY
MOLDED	$.100[2.54]$ REF	RTSM-50-DVU-XX TSM-XX-SV-XX
STAKED	$.100[2.54] \pm .005[0.13]$	RTSM-50-DVU

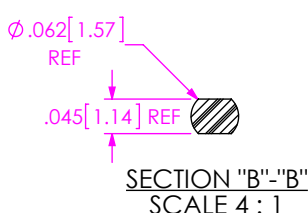
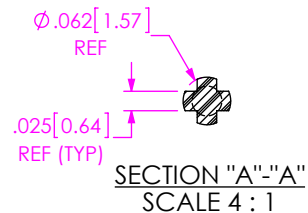
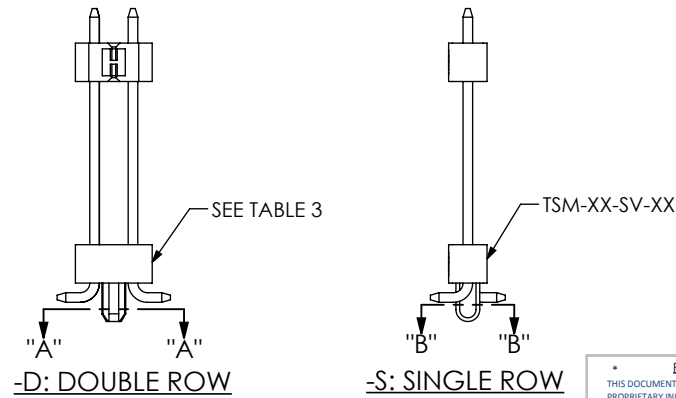
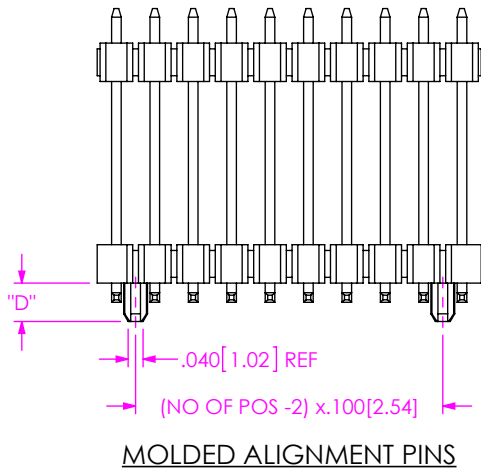


FIG 3
-A: ALIGNMENT PIN
(SAME AS FIG 1, DIFFERENT AS SHOWN)
(2 POS USE 1 PER STRIP, 3-36 POS USE 2 PER STRIP)

PROPRIETARY NOTE
THIS DOCUMENT CONTAINS CONFIDENTIAL AND PROPRIETARY INFORMATION AND ALL DESIGN, MANUFACTURING, REPRODUCTION, USE, PATENT RIGHTS AND SALES RIGHTS ARE EXPRESSLY RESERVED BY SAMTEC, INC. THIS DOCUMENT SHALL NOT BE DISCLOSED, IN WHOLE OR PART, TO ANY UNAUTHORIZED PERSON OR ENTITY NOR REPRODUCED, TRANSFERRED OR INCORPORATED IN ANY OTHER PROJECT IN ANY MANNER WITHOUT THE EXPRESS WRITTEN CONSENT OF SAMTEC, INC.



520 PARK EAST BLVD, NEW ALBANY, IN 47150
PHONE: 812-944-6733 FAX: 812-948-5047
e-Mail info@SAMTEC.com code 55322

DO NOT SCALE DRAWING
SHEET SCALE: 2:1

DESCRIPTION: HW BOARD TO BOARD ASSEMBLY
DWG. NO. HW-XX-XX-XX-X-XXXX-SM-X-XXX
BY: G PURVIS 03/12/1993 SHEET 2 OF 3

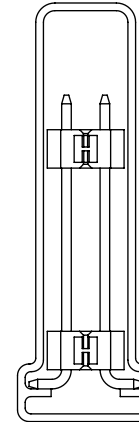
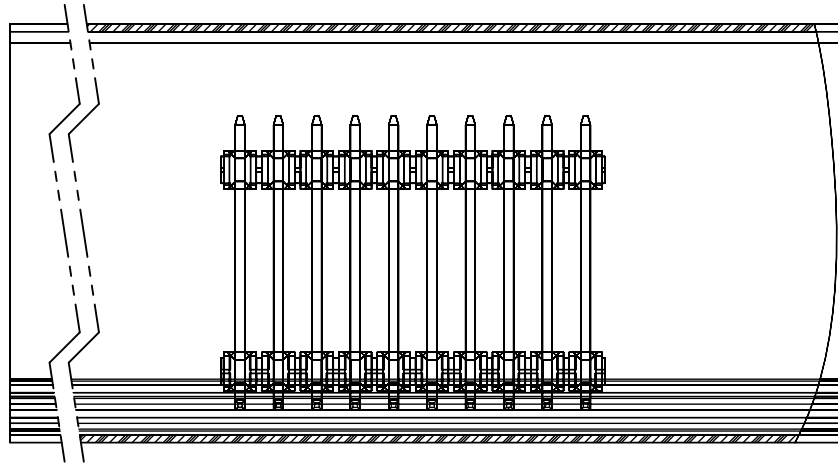


FIG 4
PACKAGING VIEW
(TUBE PLUG LOCATED AS SHOWN)

TABLE 2		
ROW OPTION	PACKAGING TUBE (SEE NOTE 2)	PLUG
-S: SINGLE	PT-1-24-01-47	TP-24
-D: DOUBLE	PT-1-24-02-47	TP-03
-LEAD STYLE -20 DOUBLE	PT-1-24-03-47	TP-03
-LEAD STYLE -20 SINGLE	PT-1-24-08-03	TP-07

• PROPRIETARY NOTE •
THIS DOCUMENT CONTAINS CONFIDENTIAL AND PROPRIETARY INFORMATION AND ALL DESIGN, MANUFACTURING, REPRODUCTION, USE, PATENT RIGHTS AND SALES RIGHTS ARE EXPRESSLY RESERVED BY SAMTEC, INC. THIS DOCUMENT SHALL NOT BE DISCLOSED, IN WHOLE OR PART, TO ANY UNAUTHORIZED PERSON OR ENTITY NOR REPRODUCED, TRANSFERRED OR INCORPORATED IN ANY OTHER PROJECT IN ANY MANNER WITHOUT THE EXPRESS WRITTEN CONSENT OF SAMTEC, INC.



520 PARK EAST BLVD, NEW ALBANY, IN 47150
PHONE: 812-944-6733 FAX: 812-948-5047
e-Mail info@SAMTEC.com code 55322

DO NOT SCALE DRAWING

SHEET SCALE: 2:1

DESCRIPTION:
HW BOARD TO BOARD ASSEMBLY

DWG. NO.
HW-XX-XX-XX-X-XXXX-SM-X-XXX

BY: G PURVIS 03/12/1993 SHEET 3 OF 3

X-ON Electronics

Largest Supplier of Electrical and Electronic Components

Click to view similar products for [Headers & Wire Housings](#) category:

Click to view products by [Samtec](#) manufacturer:

Other Similar products are found below :

[95000-104TRLF](#) [10135584-644402LF](#) [DF62W-EP2022PCA](#) [95000-106TRLF](#) [DF62W-2022SCA](#) [DF62W-EP2022PC](#) [2203348](#) [DF62W-2022SC](#) [1084018](#) [1029039](#) [1084017](#) [802-10-012-10-002000](#) [1112640](#) [1112639](#) [000-34000](#) [0009482033](#) [0009507031](#) [57102-S06-03LF](#) [57202-S52-04LF](#) [PCN6-15S-2.5E](#) [0039019024](#) [58102-G61-06LF](#) [582553-1](#) [0009485154](#) [0009508121](#) [0022285053](#) [0050291907](#) [018731A](#) [LY20-4P-DT1-P1E-BR](#) [02.125.8002.8](#) [60101931](#) [60598-1 \(Cut Strip\)](#) [M1625-3R/100](#) [61062-3](#) [61082-181009](#) [636-1427](#) [638009-1](#) [641938-9](#) [641991-4](#) [644168-1](#) [647662-1](#) [65039-019ELF](#) [65817-002LF](#) [65817-015LF](#) [65863-015LF](#) [66207-023LF](#) [67016-026LF](#) [67046-001LF](#) [67095-007LF](#) [67230-005LF](#)