


FLEX STACK

FLEXIBLE .025" SQ BOARD STACKERS

(2.54 mm) .100" PITCH • DW/EW/ZW SERIES



DW/EW/ZW

Board Mates:

SSW, SSQ, ESW, ESQ,
CES, SLW, BSW, BCS,
SSM, HLE, PHF

Cable Mates:

IDSS, IDSD

SPECIFICATIONS

Insulator Material:

Black Glass Filled Polyester

Terminal Material:

Phosphor Bronze

Plating:

Au or Sn over
50 μ" (1.27 μm) Ni

Operating Temp Range:

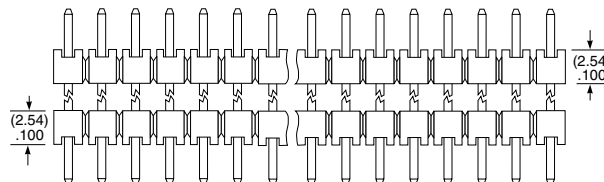
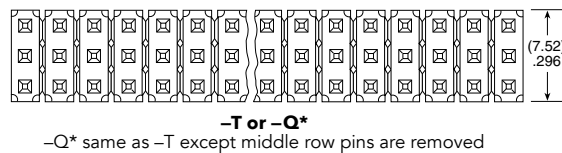
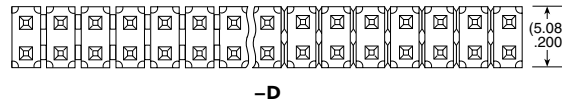
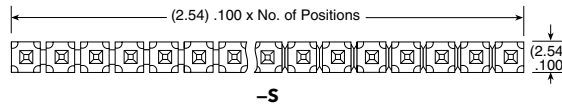
-55 °C to +125 °C with Gold
-55 °C to +105 °C with Tin

PROCESSING

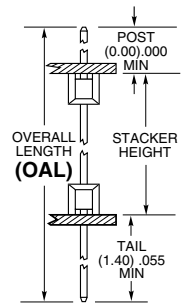
Lead-Free Solderable:

No, Lead Wave Only

| SERIES | NO. PINS PER ROW | LEAD STYLE | PLATING OPTION | ROW OPTION | STACKER HEIGHT | OTHER OPTION |
|--|-------------------|--------------------------------------|--|---|--|--|
| DW = (2.79 mm) .110" Tail | 01 thru 50 | Specify LEAD STYLE from chart | -F = Gold flash on contact, Matte Tin on tail | -S = Single Row | -"XXX" = Stacker Height (in inches) (5.08 mm) .200" minimum | -"XXX" = ZW Tail Length (in inches) (1.40 mm) .055" minimum |
| EW = (8.38 mm) .330" Tail | | | -L = 10 μ" (0.25 μm) Gold on contact area of longer tail, Matte Tin on tail | -D = Double Row | Example: -250 = (6.35 mm) .250" | Example: -250 = (6.35 mm) .250" |
| ZW = Custom Tail | | | -G = 10 μ" (0.25 μm) Gold on contact area of longer tail, Gold flash on balance | -T = Triple Row | | -LL = Locking Lead (Shortest dimension between the tail and the post is the end that will be crimped. Available on tails from (2.29 mm) .090" to (7.87 mm) .310" only.) Single row, 01 & 02 positions & -Q row not available |
| | | | -T = Matte Tin | -Q = Double Row .200" (5.08 mm) row space | | -"XXX" = Polarized (Specify omitted pin position) |



| LEAD STYLE | OAL |
|------------|---------------|
| -07 | (10.92) .430 |
| -08 | (13.46) .530 |
| -09 | (18.54) .730 |
| -10 | (21.08) .830 |
| -11 | (23.62) .930 |
| -12 | (26.16) 1.030 |
| -13 | (31.24) 1.230 |
| -14 | (36.32) 1.430 |
| -15 | (16.00) .630 |
| -16 | (11.30) .445 |
| -17 | (12.19) .480 |
| -19 | (33.78) 1.330 |
| -20 | (28.70) 1.130 |



Notes:

For added mechanical stability, Samtec recommends mechanical board spacers be used in applications with gold or selective gold plated connectors. Contact jpg@samtec.com for more information.

This Series is non-standard, non-returnable.

samtec.com?DW, samtec.com?EW or samtec.com?ZW

X-ON Electronics

Largest Supplier of Electrical and Electronic Components

Click to view similar products for [Headers & Wire Housings](#) category:

Click to view products by [Samtec](#) manufacturer:

Other Similar products are found below :

[892-18-020-10-001101](#) [58102-G61-06LF](#) [582553-1](#) [0009485154](#) [009176003701906](#) [0050291907](#) [LY20-4P-DT1-P1E-BR](#) [02.125.8002.8](#)
[609-3404](#) [61062-3](#) [61082-181009](#) [622-3653LF](#) [63453-116](#) [636-1030](#) [636-1427](#) [636-3427](#) [636-4007](#) [641938-9](#) [641991-4](#) [644827-2](#) [65817-](#)
[010LF](#) [65817-015LF](#) [65863-015LF](#) [66207-023LF](#) [67095-007LF](#) [67601157](#) [68645-018](#) [68648-049](#) [70.362.1628.0](#) [70-4210](#) [70-4226B](#) [70-](#)
[4853B](#) [707-5020](#) [707-5028](#) [71.350.2428.0](#) [71918-208LF](#) [71961-016LF](#) [733-134](#) [733-162](#) [754199-000](#) [760-3052](#) [79531-3000](#) [FCN-](#)
[360C032-B](#) [FCN-367T-T012/H](#) [FCN-723D010/2](#) [80.063.4001.1](#) [800-90-010-10-002000](#) [801-43-002-10-013000](#) [801-43-006-10-002000](#)
[801-93-011-10-001000](#)