


RUGGED RELIABLE MICRO SOCKETS

(1.00 mm) .0394" PITCH • CLM/MLE SERIES



CLM

Mates:
FTM, FTMH, MW

MLE

Mates:
FTM, FTMH, MW

SPECIFICATIONS

Insulator Material: Black LCP
Contact Material:
 CLM: Phosphor Bronze
 MLE: BeCu
Plating:
 CLM: Au or Sn over
 50 μ " (1.27 μ m) Ni
 MLE: Au over 10 μ " (0.25 μ m) Ni
Current Rating (CLM/FTM):
 2.8 A per pin
 (2 pins powered)
Current Rating (MLE/FTM):
 2.9 A per pin (2 pins powered)
Operating Temp Range:
 -55 °C to +125 °C
Max Cycles:
 CLM: 100 with 10 μ " (0.25 μ m) Au
Voltage Rating:
 MLE: 310 VAC
Insertion Depth:
 CLM:
 Top Entry = (1.40 mm) .055" min.,
 Bottom Entry =
 (2.41 mm) .095" min.
 (Add board thickness for
 correct post OAL)
 MLE:
 (1.63 mm) .064" to
 (3.18 mm) .125" with
 (0.38 mm) .015" wipe,
 pass-through, or (2.44 mm) .096"
 minimum for bottom entry
Normal Force:
 CLM: 40 grams (0.39 N) average



02 thru 50

-F
= Gold flash on contact,
Matte Tin on tail

-L
= 10 μ " (0.25 μ m)
Gold on contact,
Matte Tin on tail

-BE
= Bottom Entry
(Required for bottom entry)

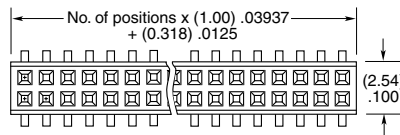
-K
= (3.50 mm) .138" DIA
Polyimide film
Pick & Place Pad
(7 positions minimum)

-P
= Pick & Place Pad
(7 positions minimum)

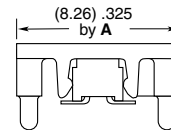
-PA
= Pick & Place Pad with
integral Alignment Pin

-TR
= Tape & Reel

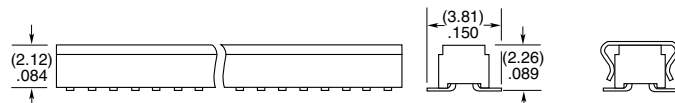
-FR
= Full Reel Tape & Reel
(must order maximum
quantity per reel;
contact Samtec for
quantity breaks)



PIN/ROW	A
04-15	(3.56) .140
16-50	(7.11) .280



-PA



-P

PROCESSING

Lead-Free Solderable:
Yes
SMT Lead Coplanarity:
 (0.10 mm) .004" max (02-25)
 (0.15 mm) .006" max (26-50)*
 *(.004" stencil solution
 may be available; contact
 ipg@samtec.com)



02 thru 50

-G
= 10 μ "
(0.25 μ m)
Gold

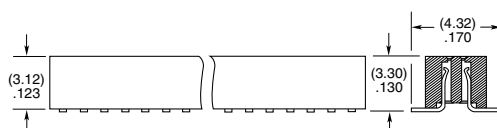
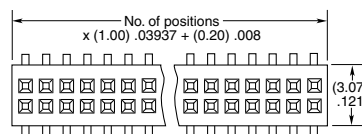
-A
= Alignment Pin
(3 positions minimum)
Metal or plastic
at Samtec discretion

-K
= (4.00 mm) .1575" DIA
Polyimide film
Pick & Place Pad
(5 positions minimum)

-P
= Metal Pick & Place Pad
(5 positions minimum)

-TR
= Tape & Reel

-FR
= Full Reel Tape & Reel
(must order maximum
quantity per reel;
contact Samtec for
quantity breaks)



-P

-A

ALSO AVAILABLE

MOQ Required

Alignment pin
Other Gold plating options



Note:
Some lengths, styles and
options are non-standard,
non-returnable.

X-ON Electronics

Largest Supplier of Electrical and Electronic Components

Click to view similar products for [Headers & Wire Housings](#) category:

Click to view products by [Samtec](#) manufacturer:

Other Similar products are found below :

[892-18-020-10-001101](#) [58102-G61-06LF](#) [582553-1](#) [0009485154](#) [009176003701906](#) [0050291907](#) [LY20-4P-DT1-P1E-BR](#) [02.125.8002.8](#)
[609-3404](#) [61062-3](#) [61082-181009](#) [622-3653LF](#) [63453-116](#) [636-1030](#) [636-1427](#) [636-3427](#) [636-4007](#) [641938-9](#) [641991-4](#) [644827-2](#) [65817-](#)
[010LF](#) [65817-015LF](#) [65863-015LF](#) [66207-023LF](#) [67095-007LF](#) [67601157](#) [68645-018](#) [68648-049](#) [70.362.1628.0](#) [70-4210](#) [70-4226B](#) [70-](#)
[4853B](#) [707-5020](#) [707-5028](#) [71.350.2428.0](#) [71918-208LF](#) [71961-016LF](#) [733-134](#) [733-162](#) [754199-000](#) [760-3052](#) [787-8014-00](#) [79531-3000](#)
[FCN-360C032-B](#) [FCN-367T-T012/H](#) [FCN-723D010/2](#) [80.063.4001.1](#) [800-90-001-10-001000](#) [800-90-010-10-002000](#) [801-43-002-10-013000](#)