



達鉅電子股份有限公司
REGO ELECTRONICS INC.

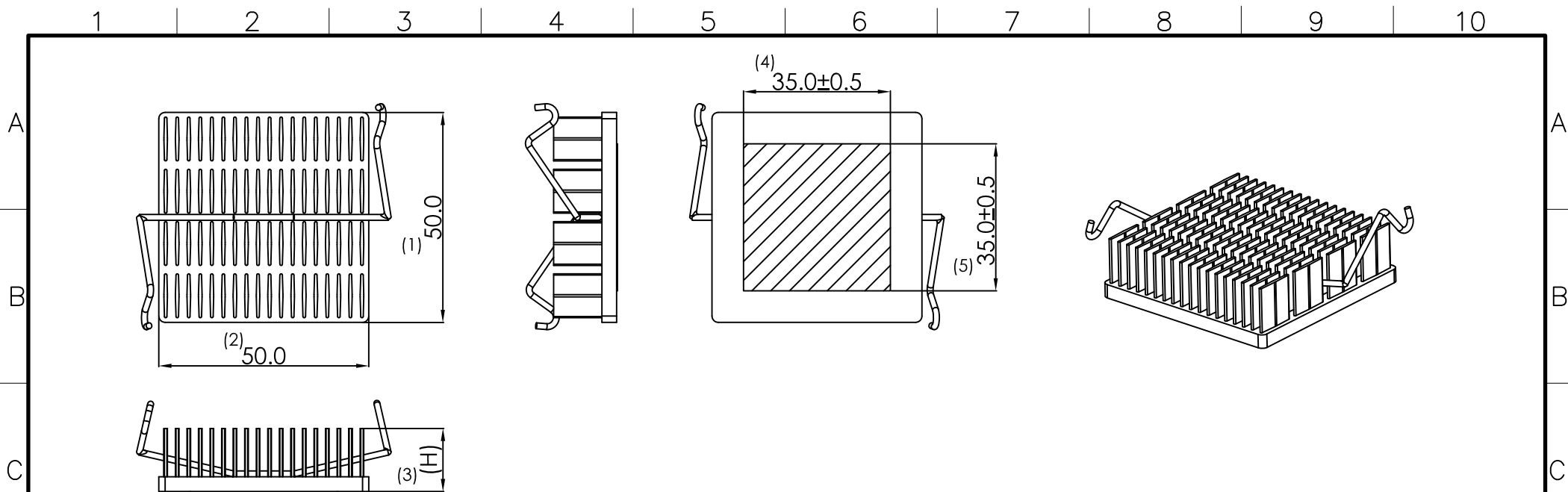
8F., No. 431, Baozhang Rd., Xizhi Dist., New Taipei City 221036, Taiwan
TEL: 886-2-2643-6558 FAX:886-2-2643-6118 www.regothermal.com

APPROVAL SHEET

BRAND	REGO
PART NUMBER	FN50004-xx35BA+PCM
DESCRIPTION	HEAT SINK ASSEMBLY 50 x 50 x (6~40)mm
CUSTOMER	
CUSTOMER P/N	

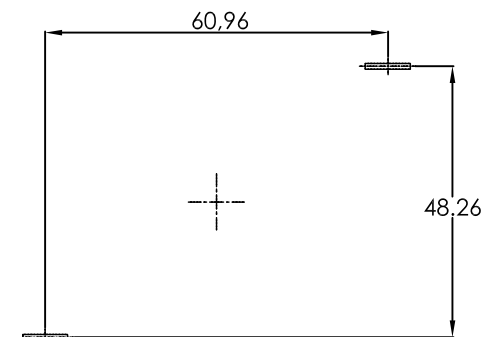
AUTHORIZED SIGNATURES

AUTHORIZED SIGNATURES			
NAME			
DATE			



NOTES:

PART NAME / NUMBER	HEIGHT(H)	FORGED FIN	PCS	WIRE CLIP	PCS	ANCHOR	PCS	PHASE CHANGE THERMAL PAD	PCS
FN50004-0635BA+PCM	6	FN50004-0635BA-N	1	BCL6053-18	1	81921U-91-03TB01	2	PCM4988 35x35x0.2	1
FN50004-0835BA+PCM	8	FN50004-0835BA-N							
FN50004-1035BA+PCM	10	FN50004-1035BA-N							
FN50004-1535BA+PCM	15	FN50004-1535BA-N							
FN50004-2035BA+PCM	20	FN50004-2035BA-N							
FN50004-2535BA+PCM	25	FN50004-2535BA-N							
FN50004-3035BA+PCM	30	FN50004-3035BA-N							
FN50004-3535BA+PCM	35	FN50004-3535BA-N							
FN50004-4035BA+PCM	40	FN50004-4035BA-N							



REF : ANCHOR LAYOUT

COMPRESSION REFERENCE

CONDITIONED	H+T = 2.9mm IC HEIGHT (H) PCB THICKNESS (T)	H+T = 3.4mm IC HEIGHT (H) PCB THICKNESS (T)	H+T = 3.9mm IC HEIGHT (H) PCB THICKNESS (T)	H+T = 4.4mm IC HEIGHT (H) PCB THICKNESS (T)
APPLIED FORCE (10 lbs)	4.5 lbs	4.8 lbs	5 lbs	5.3 lbs



PROPRIETARY NOTE

THIS DOCUMENT CONTAINS CONFIDENTIAL INFORMATION AND PROPRIETARY TO REGO ELECTRONICS AND SHALL NOT BE REPRODUCED OR DISCLOSED TO OTHER DOCUMENTS OR USED FOR ANY PURPOSE OTHER THAN THAT FOR WHICH WAS OBTAINED WITHOUT THE EXPRESSED WRITTEN CONSENT OF REGO ELECTRONICS.

PROJECT	APPROVED	MATERIAL	DATE	.X° ± 3°
	CHRIS	N/A	2023/05/12	.X ± 0.30
TITLE	CHECKED	FINISH	SCALE	.XX ± 0.20
HEAT SINK ASSEMBLY 50 x 50 x (6~40)mm	LEVI	N/A	1:1	.XXX ± 0.10
PART NO	DRAWN	UNITS	REV	SHEET
FN50004-xx35BA+PCM	VIC	mm	A	1 OF 1

1 2 3 4 5 6 7 8 9 10

A

B

C

D

E

F

A

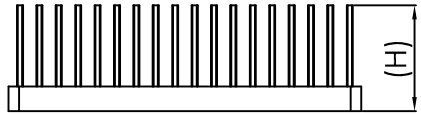
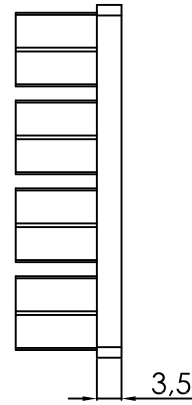
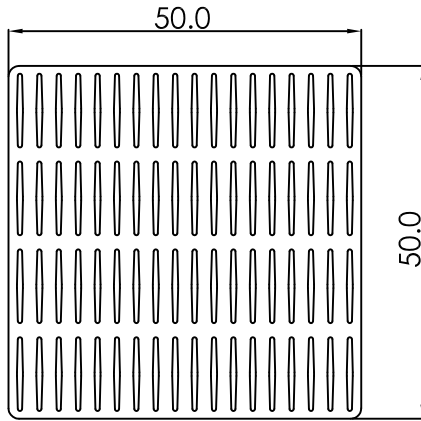
B

C

D

E

F

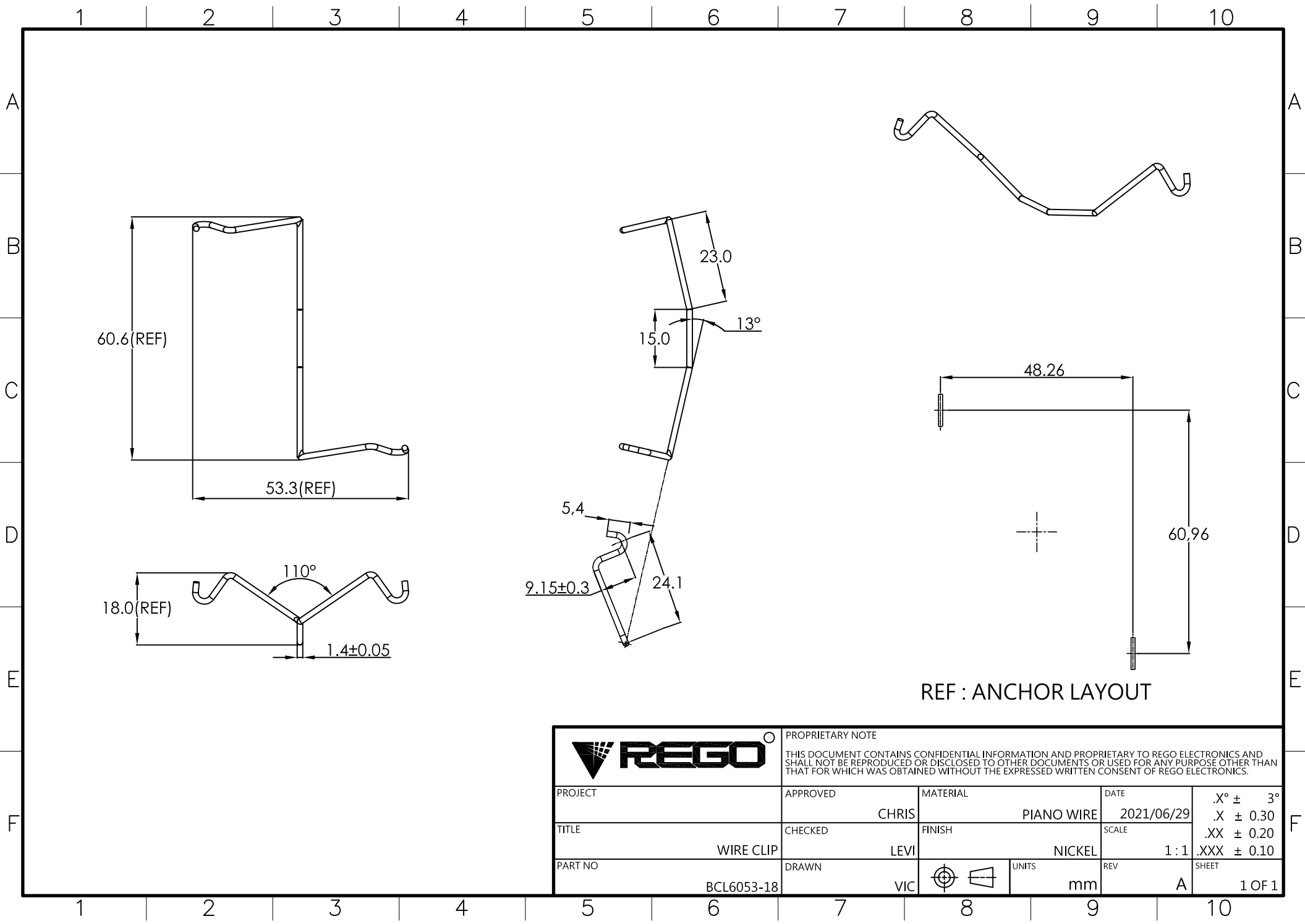


NOTES:


PART NAME / NUMBER	HEIGHT(H)
FN50004-0635BA-N	6
FN50004-0835BA-N	8
FN50004-1035BA-N	10
FN50004-1535BA-N	15
FN50004-2035BA-N	20
FN50004-2535BA-N	25
FN50004-3035BA-N	30
FN50004-3535BA-N	35
FN50004-4035BA-N	40

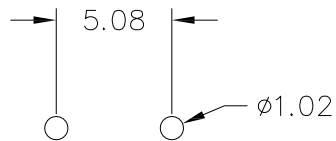
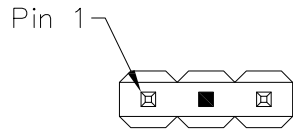
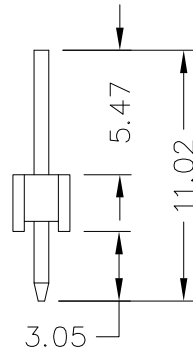
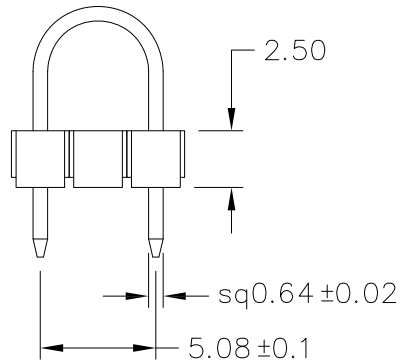
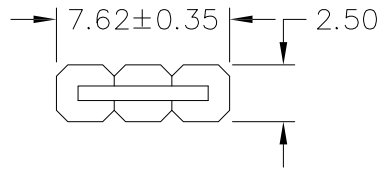
		PROPRIETARY NOTE THIS DOCUMENT CONTAINS CONFIDENTIAL INFORMATION AND PROPRIETARY TO REGO ELECTRONICS AND SHALL NOT BE REPRODUCED OR DISCLOSED TO OTHER DOCUMENTS OR USED FOR ANY PURPOSE OTHER THAN THAT FOR WHICH WAS OBTAINED WITHOUT THE EXPRESSED WRITTEN CONSENT OF REGO ELECTRONICS.			
		PROJECT	APPROVED	MATERIAL	DATE
TITLE		CHECKED	FINISH	SCALE	.X° ± 3° .X ± 0.30 .XX ± 0.20 .XXX ± 0.10
PART NO		DRAWN	UNITS	REV	
FORGED FIN 50 x 50 x (6~40)mm		CHRIS	AL1070	2023/05/12	SHEET 1 OF 1
FN50004-xx35BA-N		LEVI	BLACK MATTE ANODIZED	1 : 1	
		VIC		mm	A

1 2 3 4 5 6 7 8 9 10



REF : ANCHOR LAYOUT

		PROPRIETARY NOTE THIS DOCUMENT CONTAINS CONFIDENTIAL INFORMATION AND PROPRIETARY TO REGO ELECTRONICS AND SHALL NOT BE REPRODUCED OR DISCLOSED TO OTHER DOCUMENTS OR USED FOR ANY PURPOSE OTHER THAN THAT FOR WHICH WAS OBTAINED WITHOUT THE EXPRESSED WRITTEN CONSENT OF REGO ELECTRONICS.		
		PROJECT	APPROVED	MATERIAL
TITLE		CHECKED	FINISH	SCALE
PART NO		DRAWN	UNITS	REV
BCL6053-18			mm	A
	CHRIS	PIANO WIRE	2021/06/29	.X° ± 3°
WIRE CLIP	LEVI	NICKEL	1:1	.X ± 0.30
	VIC			.XX ± 0.20
				.XXX ± 0.10
				SHEET 1 OF 1



Recommended P.C.B Layout

MATERIAL


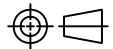
Insulator : NYLON 6T or 9T
Contact Pin : Brass

SPECIFICATION

Current Rate : 3 AMP
Insulation Resistance : 5000MΩMin. at DC 500V
Contact Resistance : 20mΩMax. at DC 100mA
Dielectric Voltage : AC 500V for one minute
Operation Temperature : -40°C to + 105°C

81921U-9 1- 03 T B 01
1 2 3 4 5 6

1. 5: Normal Parts
- 7: Green Product
- 9: Green Product High Temp (NYLON 6T or 9T)
2. 1: Single row
3. No. of contacts per row
4. G: Gold flash
- S: Selective
- T: Tin plated
5. B: Black Insulator
6. REGO internal code.

PROPRIETARY NOTE: This document contains confidential information and proprietary to Rego Electronics and shall not be reproduced or disclosed to other documents or used for any purpose other than that for which was obtained without the expressed written consent of Rego Electronics.			
.X ± 0.30	APPROVED:	 http://www.rego.com.tw	TITLE: ANCHOR PART NO: 81921U-91-03TB01 SHEET: 1 OF 1
.XX ± 0.20	CHECKED:		
.XXX ± 0.15	DRAWN:		
X* ± 3'			
 UNITS: mm SCALE: NONE			

A	11.18.2015
REV	DATE

PCM4988 High Thermal Conductivity Phase Change Material

Honeywell's PCM4988, a highly thermally conductive Phase Change Material (PCM) in pad format, was designed to minimize thermal resistance at interfaces. Based on a novel polymer PCM system, this material exhibits excellent wetting at interfaces during typical operating temperature range, resulting in very low surface contact resistance.

A proprietary filler material provides high thermal conductivity (2.0–5.0 W/m°C) and a low thermal impedance (<0.20°C cm²/W), suitable for high performance IC devices.

PCM4988 in Convenient Pad Format



*Stencil printable material is available as PCM4988-SP

Honeywell TIMs Serve Multiple Applications




Automotive & Power



IT/Enterprise



Telecommunications



Consumer Electronics



FEATURES & BENEFITS

- High performance filler and polymer technology
- Phase change at 45°C
- Highly conductive filler loading to optimize performance
- Superior handling and reworkability
- Superior reliable thermal performance
- Excellent thermal capability to fit different needs

PCM4988 Technical Information

Physical Properties	Unit	Test Method	PCM4988
Thermal Conductivity	W/m·K	ASTM D5470	2.0
Thermal Impedance @ no shim (Typical Value)	°C -cm ² /W	ASTM D5470 Modified	0.14
Specific Gravity		ASTM D374	2.2
Viscosity (Typical Value)	Pa·s @2 1/s, 25°C	RehometerHON	NA
Volume Resistivity	Ω·cm	ASTM D257-700	8.2x10 ¹⁴
Thickness Range	mm		0.20-1.00

STORAGE CONDITION

Refer to product label.

THERMAL IMPEDANCE POST RELIABILITY

(No shim @ 40psi)

End of Line

0.14 °C-cm²/W

Temperature Cycle "B"

0.10 °C-cm²/W

(-55°C to +125°C , 1000 cycles)

Product Use

Clamping pressure and temperature are suggested to achieve a minimum bond line thickness of the thermal interface material, typically less than 1.5 mil (0.038mm) for best thermal performance.

More Honeywell TIMs

PCM4988 is part of Honeywell's TIM Solutions family of phase change materials. Whatever the thermal challenge, we offer a TIM product that provides just the right characteristics for your application. Find out more about:

PTM7000 Series

PTM6000 Series

PTM5000 Series

PCM45F Series

Hybrid Series

LTM Series By

visiting: electronicmaterials.com



RESPONSIBLE CARE
OUR COMMITMENT TO SUSTAINABILITY

Honeywell Electronic Materials

USA: 1-509-252-2102

China: 400-840-2233

Germany: 49-5137-999-9199

Japan: 81-3-6730-7092

Korea: 82-2-3483-5076

Singapore: 65-6580-3593

Taiwan: 886-3-6580300 ext.312

www.electronicmaterials.com

Although all statements and information contained herein are believed to be accurate and reliable, they are presented without guarantee or warranty of any kind, express or implied. Information provided herein does not relieve the user from the responsibility of carrying out its own tests and experiments, and the user assumes all risks and liability for use of the information and results obtained. Statements or suggestions concerning the use of materials and processes are made without representation or warranty that any such use is free of patent infringement and are not recommendations to infringe any patent. The user should not assume that all toxicity data and safety measures are indicated herein or that other measures may not be required.

DS.0318Rev3

©2018 Honeywell International Inc.

Honeywell