

## TVS Diode – 5.0SMDJ Series

### Features

- Plastic package, excellent insulation strength.
- Glass passivated chip junction in SMC package.
- Excellent voltage clamping capability.
- Low Zener impedance.
- 5000W peak pulse power capability on 10/1000μs waveform.
- Typical leakage current less than 1μA above 13V.
- Very fast response time, typically less than 1.0ps from 0 volt to V<sub>BR</sub> minimum.
- High temperature soldering guaranteed: 265°C/10 sec.
- MSL: JEDEC-J-STD-020, Level 1

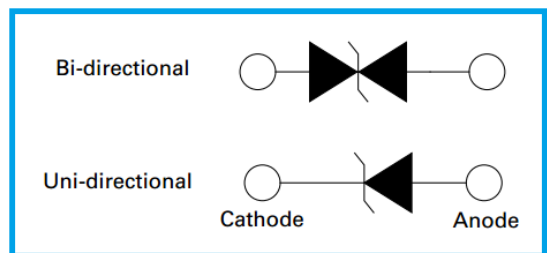


### Applications

- I/O interface, V<sub>CC</sub> bus
- Telecom
- Industrial and consumer electronic applications.
- Relay and electromagnetic valve surge absorption.

### Agency Approval

- UL file no.: E474915



### Mechanical and Physical Data

- Case: JEDEC SMC molded plastic.
- Surface mount device, solderable per MIL-STD-750, Method 2026
- Polarity: Color band denoted cathode except bidirectional.

### Maximum Ratings and Thermal Characteristics

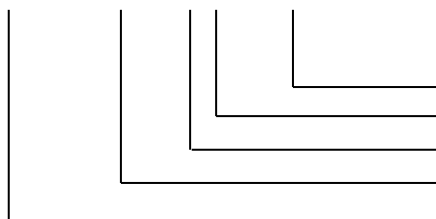
Parameter	Symbol	Value	Unit
Peak Pulse Power Dissipation on 10/1000μs waveform (Note 1, Fig.1).	P <sub>PPM</sub>	Min 5000	Watt
Peak Pulse Current of 10/1000μs waveform (Note 1, Fig.3).	I <sub>PPM</sub>	See Table	Amp
Steady State Power Dissipation at TL = 75°C, Lead lengths 0.375", (9.5mm) (Fig.5).	P <sub>M(AV)</sub>	6.5	Watt
Peak Forward Surge Current, 8.3 ms Single Half Sine Wave Superimposed on Rated Load (Note 2, Fig.6).	I <sub>FSM</sub>	300	Amp
Operating Junction and Storage Temperature Range.	T <sub>J</sub> , T <sub>STG</sub>	-55~150	°C

Note:

1. Non-repetitive current pulse, per Fig.3 and derated above T<sub>A</sub> = 25°C per Fig.2.
2. 8.3ms single half sine wave, or equivalent square wave, Duty cycle = 4 pulses per minutes maximum.

### Part Number Code

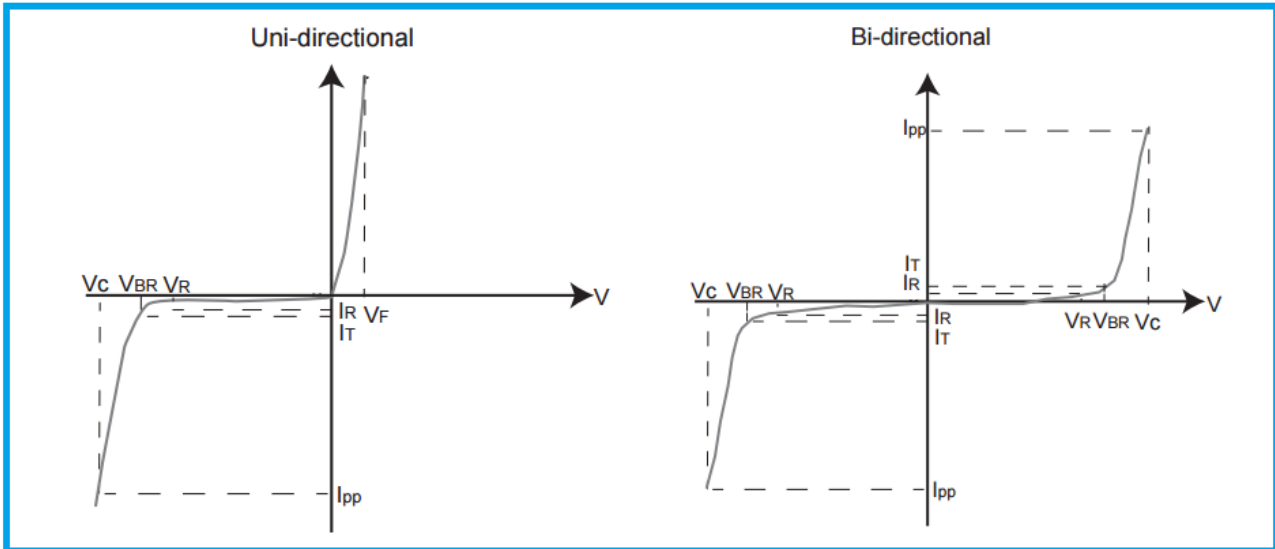
5.0SMDJ □□□ C A - □□□



- Packaging Code (T13: Tape with 13" Reel; T7: Tape with 7")
- V<sub>BR</sub> Voltage tolerance (A: 5%; Blank: 10%)
- C: Bi-directional; Blank: Uni-directional
- Reverse Stand-Off Voltage or Typical Breakdown Voltage
- 5.0SMDJ Series (5000W)

## TVS Diode – 5.0SMDJ Series

### I-V Curve Characteristics



$P_{PPM}$  Peak Pulse Power Dissipation – Maximum power dissipation

$V_R$  Stand-off Voltage – Maximum voltage that can be applied to the TVS without operation

$V_{BR}$  Breakdown Voltage – Maximum voltage that flows through the TVS at a specified test current ( $I_T$ )

$V_C$  Clamping Voltage – Peak voltage measured across the TVS at a specified  $I_{PPM}$  (Peak Impulse Current)

$I_R$  Reverse Leakage Current – Current measured at  $V_R$

$V_F$  Forward Voltage Drop for Uni-directional

### Electrical Characteristics

Part Number		Marking		Reverse Stand Off Voltage $V_R$ (V)	Breakdown Voltage $V_{BR}$ (V) @ $I_T$		Test Current $I_T$ (mA)	Maximum Clamping Voltage $V_C$ (V) @ $I_{PP}$	Maximum Peak Pulse Current $I_{PP}$ (A)	Maximum Reverse Leakage $I_R$ ( $\mu$ A) @ $V_R$
Uni	Bi	Uni	Bi		Min.	Max.				
5.0SMDJ11A	5.0SMDJ11CA	5PEN	5BEN	11.0	12.2	13.5	10	18.2	275.0	800
5.0SMDJ12A	5.0SMDJ12CA	5PEP	5BEP	12.0	13.3	14.7	10	19.9	252.0	800
5.0SMDJ13A	5.0SMDJ13CA	5PEQ	5BEQ	13.0	14.4	15.9	10	21.5	233.0	500
5.0SMDJ14A	5.0SMDJ14CA	5PER	5BER	14.0	15.6	17.2	10	23.2	216.0	200
5.0SMDJ15A	5.0SMDJ15CA	5PES	5BES	15.0	16.7	18.5	1	24.4	205.0	100
5.0SMDJ16A	5.0SMDJ16CA	5PET	5BET	16.0	17.8	19.7	1	26.0	193.0	50
5.0SMDJ17A	5.0SMDJ17CA	5PEU	5BEU	17.0	18.9	20.9	1	27.6	181.0	20
5.0SMDJ18A	5.0SMDJ18CA	5PEV	5BEV	18.0	20.0	22.1	1	29.2	172.0	10
5.0SMDJ20A	5.0SMDJ20CA	5PEW	5BEW	20.0	22.2	24.5	1	32.4	155.0	5
5.0SMDJ22A	5.0SMDJ22CA	5PEX	5BEX	22.0	24.4	26.9	1	35.5	141.0	5
5.0SMDJ24A	5.0SMDJ24CA	5PEZ	5BEZ	24.0	26.7	29.5	1	38.9	129.0	5
5.0SMDJ26A	5.0SMDJ26CA	5PFE	5BFE	26.0	28.9	31.9	1	42.1	119.0	5
5.0SMDJ28A	5.0SMDJ28CA	5PFG	5BFG	28.0	31.1	34.4	1	45.4	110.0	5
5.0SMDJ30A	5.0SMDJ30CA	5PFK	5BFK	30.0	33.3	36.8	1	48.4	103.0	5
5.0SMDJ33A	5.0SMDJ33CA	5PFM	5BFM	33.0	36.7	40.6	1	53.3	93.9	5
5.0SMDJ36A	5.0SMDJ36CA	5PFP	5BFP	36.0	40.0	44.2	1	58.1	86.1	5
5.0SMDJ40A	5.0SMDJ40CA	5PFR	5BFR	40.0	44.4	49.1	1	64.5	77.6	5

## TVS Diode – 5.0SMDJ Series

Part Number		Marking		Reverse Stand Off Voltage $V_R$ (V)	Breakdown Voltage $V_{BR}$ (V) @ $I_T$		Test Current $I_T$ (mA)	Maximum Clamping Voltage $V_C$ (V) @ $I_{PP}$	Maximum Peak Pulse Current $I_{PP}$ (A)	Maximum Reverse Leakage $I_R$ ( $\mu$ A) @ $V_R$
Uni	Bi	Uni	Bi		Min.	Max.				
5.0SMDJ43A	5.0SMDJ43CA	5PFT	5BF7	43.0	47.8	52.8	1	69.4	72.1	5
5.0SMDJ45A	5.0SMDJ45CA	5PFV	5BFV	45.0	50.0	55.3	1	72.7	68.8	5
5.0SMDJ48A	5.0SMDJ48CA	5PFX	5BFX	48.0	53.3	58.9	1	77.4	64.7	5
5.0SMDJ51A	5.0SMDJ51CA	5PFZ	5BFZ	51.0	56.7	62.7	1	82.4	60.7	5
5.0SMDJ54A	5.0SMDJ54CA	5RGE	5BGE	54.0	60.0	66.3	1	87.1	57.5	5
5.0SMDJ58A	5.0SMDJ58CA	5PGG	5BGG	58.0	64.4	71.2	1	93.6	53.5	5
5.0SMDJ60A	5.0SMDJ60CA	5PGK	5BGK	60.0	66.7	73.7	1	96.8	51.7	5
5.0SMDJ64A	5.0SMDJ64CA	5PGM	5BGM	64.0	71.1	78.6	1	103.0	48.6	5
5.0SMDJ70A	5.0SMDJ70CA	5PGP	5BGP	70.0	77.8	86.0	1	113.0	44.3	5
5.0SMDJ75A	5.0SMDJ75CA	5PGR	5BGR	75.0	83.3	92.1	1	121.0	41.4	5
5.0SMDJ78A	5.0SMDJ78CA	5PGT	5BGT	78.0	86.7	95.8	1	126.0	39.7	5
5.0SMDJ85A	5.0SMDJ85CA	5PGV	5BGV	85.0	94.4	104.0	1	137.0	36.5	5
5.0SMDJ90A	5.0SMDJ90CA	5PGX	5BGX	90.0	100.0	111.0	1	146.0	34.3	5
5.0SMDJ100A	5.0SMDJ100CA	5PGZ	5BGZ	100.0	111.0	123.0	1	162.0	30.9	5
5.0SMDJ110A	5.0SMDJ110CA	5PHE	5BHE	110.0	122.0	135.0	1	177.0	28.3	5
5.0SMDJ120A	5.0SMDJ120CA	5PHG	5BHG	120.0	133.0	147.0	1	193.0	26.0	5
5.0SMDJ130A	5.0SMDJ130CA	5PHK	5BHK	130.0	144.0	159.0	1	209.0	24.0	5
5.0SMDJ150A	5.0SMDJ150CA	5PHM	5BHM	150.0	167.0	185.0	1	243.0	20.6	5
5.0SMDJ160A	5.0SMDJ160CA	5PHP	5BHP	160.0	178.0	197.0	1	259.0	19.3	5
5.0SMDJ170A	5.0SMDJ170CA	5PHR	5BHR	170.0	189.0	209.0	1	275.0	18.2	5
5.0SMDJ180A	5.0SMDJ180CA	5PHT	5BHT	180.0	200.0	220.0	1	291.0	17.1	5
5.0SMDJ190A	5.0SMDJ190CA	5PHV	5BHV	190.0	211.0	232.0	1	307.8	16.2	5
5.0SMDJ200A	5.0SMDJ200CA	5PHW	5BHW	200.0	224.0	247.0	1	324.0	15.4	5
5.0SMDJ220A	5.0SMDJ220CA	5PHX	5BHX	220.0	246.0	272.0	1	356.0	14.0	5
5.0SMDJ250A	5.0SMDJ250CA	5PHZ	5BHZ	250.0	279.0	309.0	1	405.0	12.3	5
5.0SMDJ300A	5.0SMDJ300CA	5PJE	5BJE	300.0	335.0	371.0	1	486.0	10.3	5
5.0SMDJ350A	5.0SMDJ350CA	5PJG	5BJG	350.0	391.0	432.0	1	567.0	8.8	5
5.0SMDJ400A	5.0SMDJ400CA	5PJK	5BJK	400.0	447.0	494.0	1	648.0	7.7	5
5.0SMDJ440A	5.0SMDJ440CA	5PJM	5BJM	440.0	492.0	543.0	1	713.0	7.0	5

Note:

- For bi-directional type having  $V_R$  of 10 volts and less, the  $I_R$  limit is double.

## TVS Diode – 5.0SMDJ Series

### Ratings and Characteristic Curves

Fig 1 - Peak Pulse Power Rating Curve

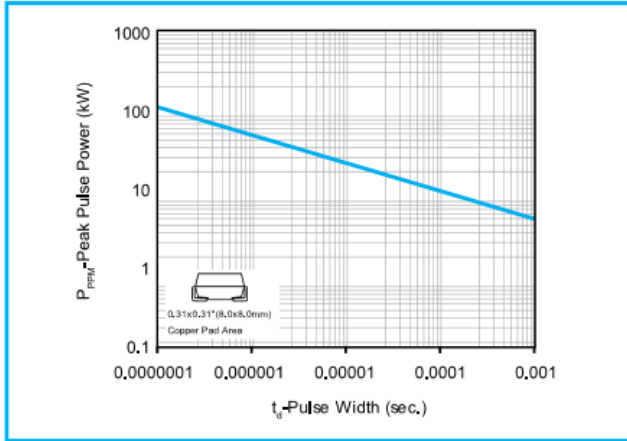


Fig 2 - Pulse Derating Curve

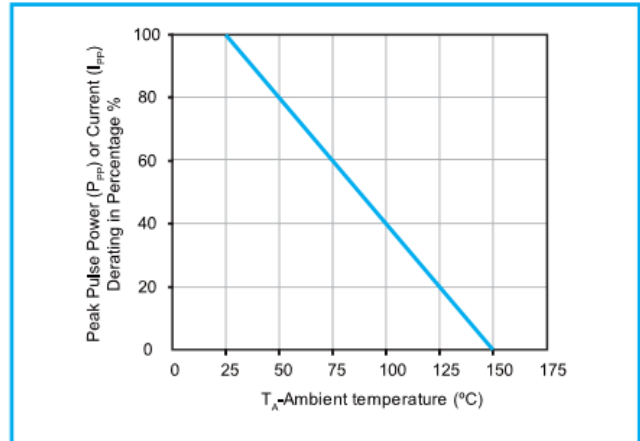


Fig 3 - Pulse Waveform

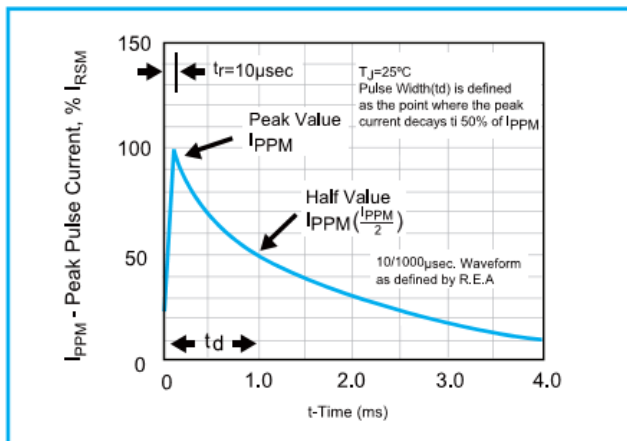


Fig 4 - Typical Junction Capacitance Uni-directional

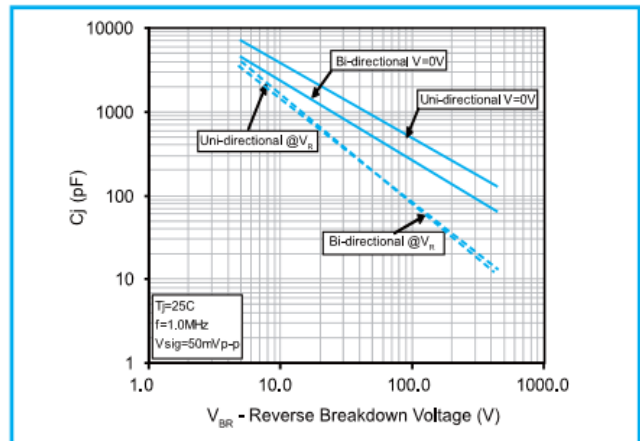


Fig 5 - Steady State Power Dissipation Derating Curve

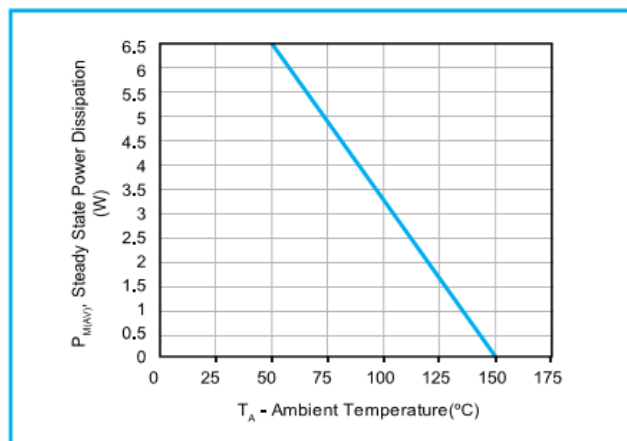
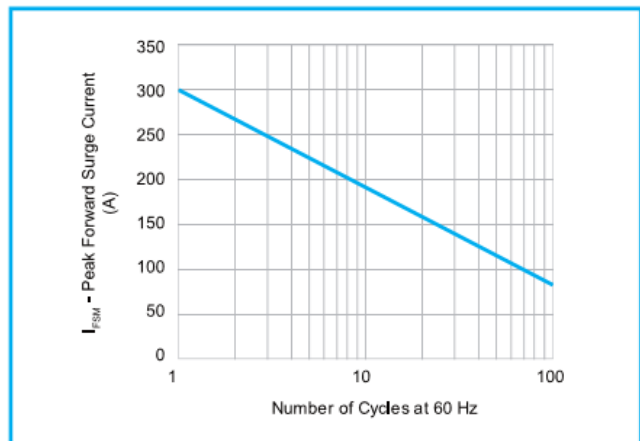
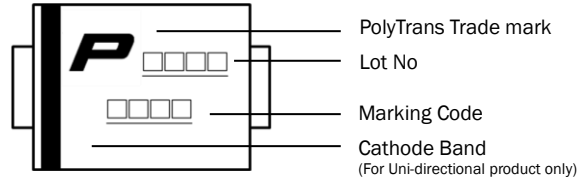


Fig 6 - Maximum Non-Repetitive Forward Surge Current (Uni-directional Only)

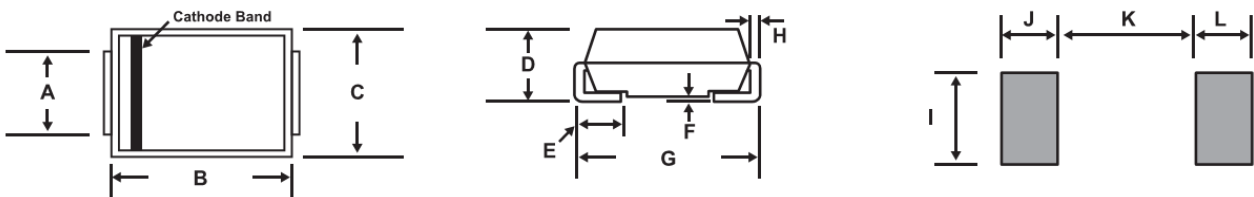


## TVS Diode – 5.0SMDJ Series

### Marking Definitions



### Physical Dimensions



Dimension	Millimeters		Inches	
	Min	Max	Min	Max
A	2.90	3.20	0.114	0.126
B	6.60	7.11	0.260	0.280
C	5.59	6.22	0.220	0.245
D	2.20	2.80	0.087	0.110
E	0.76	1.52	0.030	0.060
F	-	0.20	-	0.008
G	7.75	8.13	0.305	0.320
H	0.15	0.31	0.006	0.012
I	3.30	-	0.129	-
J	2.40	-	0.094	-
K	-	4.20	-	0.165
L	2.40	-	0.094	-

### Lead Free Reflow Soldering Recommendations

Preheat	
- Temperature Min ( $T_{s\_min}$ )	150°C
- Temperature Max ( $T_{s\_max}$ )	200°C
- Time ( $T_{s\_min}$ to $T_{s\_max}$ )	60-180 seconds
- Average Ramp-Up Rate	1~3°C/second
Peak Temperature	260°C max.
Time within 5°C of actual Peak Temperature ( $t_p$ )	40 seconds max.
Ramp-Down Rate	6 °C /second max.



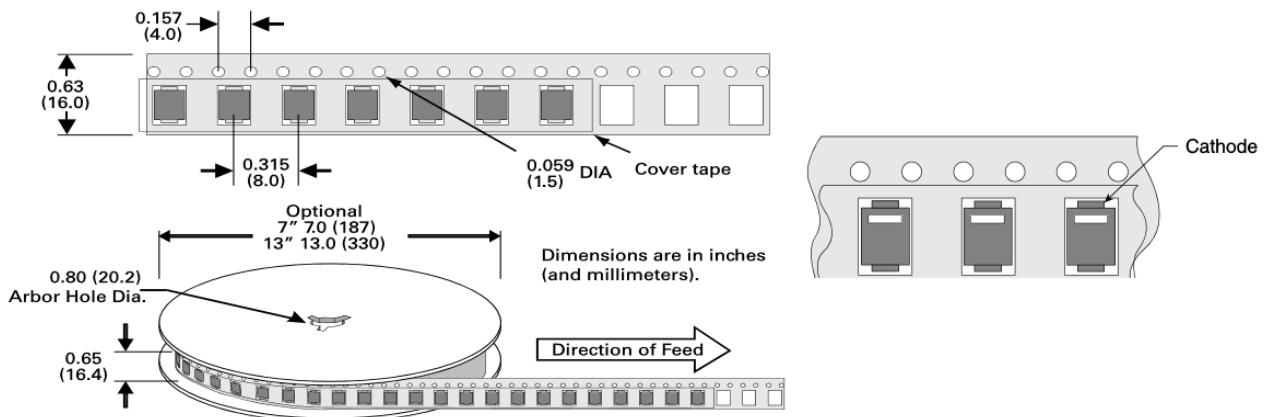
**Note:** If the soldering temperatures exceed the recommended profile, devices may not meet the performance requirements.

## TVS Diode – 5.0SMDJ Series

### Packaging Information

Part Number	Packaging Code	Component Package	Quantity	Packaging Option	Packaging Specification
5.0SMDJ Series	T13	DO-214AB	3000	Tape & Reel - 16mm tape/13" reel	EIA STD RS-481
5.0SMDJ Series	T7	DO-214AB	500	Tape & Reel - 16mm tape/7" reel	EIA STD RS-481

### Tape and Reel Specifications



## X-ON Electronics

Largest Supplier of Electrical and Electronic Components

*Click to view similar products for [ESD Suppressors / TVS Diodes category](#):*

*Click to view products by [Polytronics manufacturer](#):*

Other Similar products are found below :

[NTE4902](#) [P4SMAJ15A](#) [P4SMAJ26A](#) [SMAJ400CA-TP](#) [TGL34-47CA](#) [ESDAULC45-1BF4](#) [SM1605E3/TR13](#) [SMF20A-TP](#) [P4SMAJ12A](#)  
[CPDUR24V-HF](#) [CPDQC5V0USP-HF](#) [CPDQC5V0-HF](#) [MPLAD30KP45CAE3](#) [MMBZ27VCLQ-7-F](#) [MMAD1108/TR13](#) [MPLAD30KP24A](#)  
[ACPDQC5V0R-HF](#) [DFLT170A-7](#) [NTE4900](#) [NTE4926](#) [NTE4938](#) [SMF22A-TP](#) [SMF12A-TP](#) [SLVU2.8-TP](#) [SMLJ6.5CA-TP](#) [SMAJ6.5CA-](#)  
[TP](#) [MMAD1108E3/TR13](#) [D5V0M1U2LP3-7](#) [SMAJ400A-TP](#) [AOZ8811DT-03](#) [AOZ8831DI-05](#) [AOZ8831DT-03](#) [SMAJ188CA](#) [3SMC33CA](#)  
[BK](#) [CPDQC3V3C-HF](#) [CPDQC12VE-HF](#) [MPLAD30KP170CA](#) [82357120100](#) [5.0SMLJ15CA-TP](#) [5KP18A-TP](#) [P6KE8.2A-TP](#)  
[MPLAD30KP43CAE3](#) [SMAJ43A-TP](#) [D5V0F6U8LP33-7](#) [TVS5501V10MUT5G](#) [5.0SMLJ24CA-TP](#) [SMAJ110CA-TP](#) [MPLAD15KP75CAE3](#)  
[MMAD1103e3/TR13](#) [DFLT40AQ-7](#)