


Mini-Com® TX5e™ UTP Coupler Modules and Patch Panel

PANDUIT® SPECIFICATION SHEET

specifications

Category 5e/Class D, 8-position, female to female, UTP coupler module shall provide easy plug and play pass through connectivity. Coupler modules shall act as one connecting hardware component in the channel. Coupler modules shall be available individually or installed in a 24-port flat patch panel. Couplers shall be compatible with 6 or 8-position RJ45 UTP patch cords with T568A and T568B wiring schemes.



technical information

Category 5e/Class D channel and component performance:	Exceeds channel requirements of ANSI/TIA-568-C.2 Category 5e and ISO 11801 Class D standards at swept frequencies 1 to 100 MHz Exceeds component requirements of ANSI/TIA-568-C.2 Category 5e and ISO 11801 Class D standards at swept frequencies 1 to 100 MHz
FCC and ANSI compliance:	Meets all applicable ANSI/TIA-968-A requirements; contacts plated with 50 microinches of gold for superior performance
IEC compliance:	Meets IEC 60603-7
PoE compliance:	Meets requirements of IEEE 802.3af and IEEE 802.3at for PoE applications
RoHS compliance:	Compliant
UL rated:	UL 1863 approved

key features and benefits

100% performance tested	Confidence that each coupler will deliver the critical electrical performance requirements
Modular	Couplers snap in and out of all Mini-Com® Faceplates, Modular Patch Panels and industrial bulkheads for easy moves, adds and changes
RJ45 interface	Industry standard interface provides a quick and easy plug and play connection to RJ45 patch cords; backwards compatible
Identification	Can be clearly identified with optional labels and icons for port identification
Populated patch panel version	Factory installed 24-port patch panel mounts to standard EIA 19" or 23" racks for greater system flexibility
Blockout device (optional)	Provides a simple and secure method to control access to data ports while not in use

applications

Mini-Com® TX5e™ UTP Coupler Modules and Patch Panels are a component of the TX5500™ UTP Copper Cabling System with usable bandwidth beyond 100 MHz. This end-to-end system is interoperable and backwards compatible, providing design flexibility to protect network investments well into the future. Couplers are designed to perform as one connector in the channel, allowing up to 4 couplers in each channel to be used while maintaining channel performance. Couplers are a reliable, modular solution, ideal when setting up temporary networks in a testing environment or during a planned system upgrade.

With certified performance to the ANSI/TIA-568-C.2 Category 5e and ISO 11801 Class D Edition 2.1 standards, this system will support the following applications:

- Ethernet 10BASE-T, 100BASE-T (Fast Ethernet), 1000BASE-T (Gigabit Ethernet)
- 155 Mb/s ATM, 622 Mb/s ATM
- Token ring 4/16
- Voice/data systems
- Voice over Internet Protocol (VoIP)

TX5500™ UTP Copper Cabling System

Mini-Com® TX5e™ UTP Coupler Modules

Black:	CC5E88BL
Off White:	CC5E88IW

Mini-Com® TX5e™ UTP Coupler Patch Panel

24-port, 1 RU:	CP245E88BLY
-----------------------	-------------

TX5500™ UTP Copper Cable

Plenum:	PUP5504*
Riser:	PUR5504*
LSZH:	PUL5504*
CM:	PUC5504*

TX5e™ UTP Patch Cords

CM (foot lengths):	UTPCH [^] Y
CM (meter lengths):	UTPCH ^{^^} MY
LSZH (meter lengths):	UTPCHL ^{^^} MY

Mini-Com® Angled Modular Patch Panels

24-port, 1 RU:	CPPLA24WBLY
48-port, 2 RU:	CPPLA48WBLY

Mini-Com® Flat Modular Patch Panels

24-port, 1 RU:	CPPL24WBLY
48-port, 2 RU:	CPPL48WBLY

For additional modular and punchdown patch panels, visit www.panduit.com.

Accessories

Industrial bulkhead:	IAEBH
Clear dust cap:	MDC-C
Blockout device:	PSL-DCJB- ^{^^^}
Phone icons:	CIPW-C+
Data icons:	CIDIW-C+

* To designate color, add suffix BU (Blue) or WH (White). For additional cable colors, contact customer service.

[^] For lengths 1 to 20 feet (one foot increments) and 25, 30, 35, 40 feet, change the length designation in the part number to the desired length. For standard cable colors other than Off White, add suffix BL (Black), BU (Blue), RD (Red), YL (Yellow), GR (Green), OR (Orange) or VL (Violet). For example, the part number for a blue 15-foot patch cord is UTPCH15BUY.

^{^^} For lengths 1 to 10 meters (one meter increments) and 2.5, 15, 20, 25, 30, 35, 40 meters, change the length designation in the part number to the desired length. For standard cable colors other than Off White, add suffix BL (Black), BU (Blue), RD (Red), YL (Yellow), GR (Green), OR (Orange) or VL (Violet). For example, the part number for a blue 15-meter patch cord is UTPCH15MBUY.

^{^^^} To designate color other than Red, add suffix BL (Black), BU (Blue), YL (Yellow), GR (Green), OR (Orange), IW (Off White) or IG (International Gray) at the end of the part number. 10/package

+ To designate color other than IW (Off White), replace IW with EI (Electric Ivory), IG (International Gray), BL (Black), BU (Blue), RD (Red), YL (Yellow), GR (Green), OR (Orange) or VL (Violet) in the part number. 100/package

Note: Mini-Com® Coupler Modules are not compatible with Panduit® Surface Mount Boxes.

Mini-Com® TX5e™ UTP Coupler Modules and Patch Panel

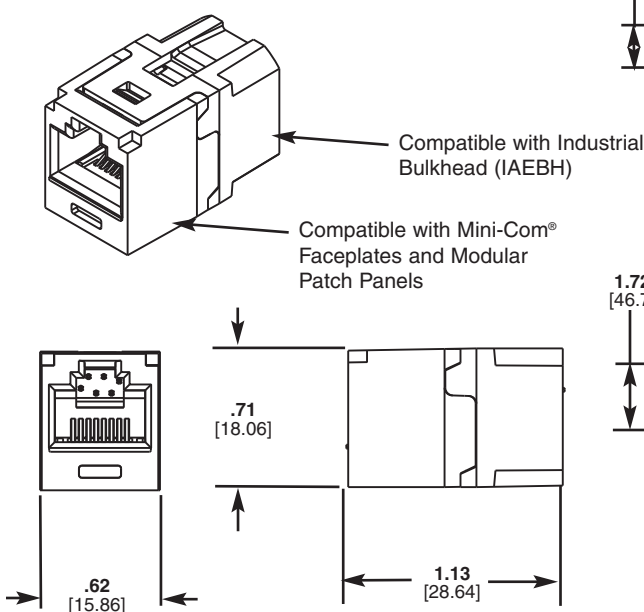
Test Results

Mechanical Test	Test Method	Measurement	Typical Test Results
Normal Force	—	Load (grams)	>100
Vibration	IEC 512-6d	Circuit Resistance (mOhms)	<40
Shock	IEC 512-6c	Contact Disturbance (microseconds)	<5
Durability	IEC 512-9a	Circuit Resistance (mOhms)	<40
Mating/Un-Mating	IEC 512-13b	Mating Force (N)	<20
		Un-Mating Force (N)	<20
Termination Cycles	IEC 352	Number of Cycles	>20

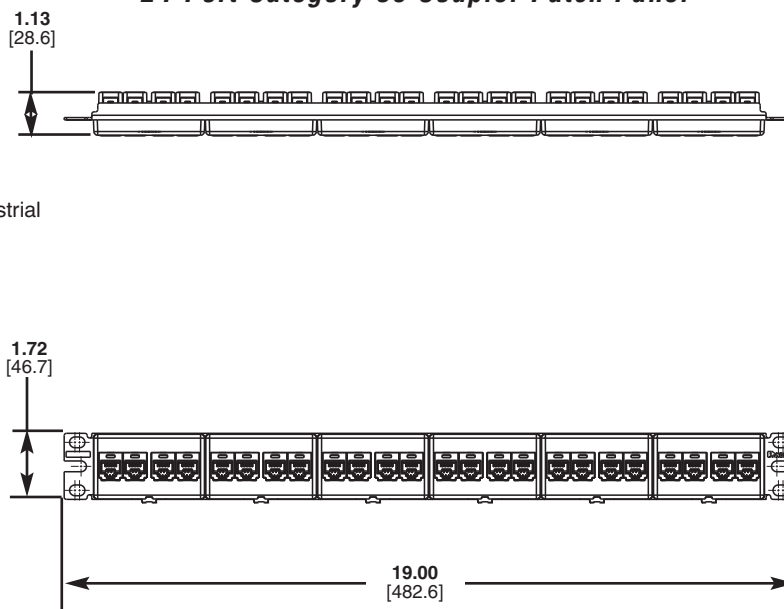
Electrical Test	Test Method	Measurement	Typical Test Results
Low Level Circuit Resistance	IEC 512-2a	Resistance (mOhms)	<20
Dielectric Withstand Voltage	IEC 512-4a	1000 V, 1 minute	Passed
Insulation Resistance	IEC 512-3a	Resistance (MOhms)	>500

Environmental Test	Test Method	Measurement	Typical Test Results
Temperature Life	IEC 512-9b	Circuit Resistance (mOhms)	<40
Humidity	IEC 512-11c	Circuit Resistance (mOhms)	<40
Thermal Shock	IEC 512-11d	Circuit Resistance (mOhms)	<40
Climatic Sequence	IEC 512-11a	Circuit Resistance (mOhms)	<40
Flowing Mixed Gas Corrosion	IEC 512-11g	Circuit Resistance (mOhms)	<40

Mini-Com® Category 5e Coupler Module



24-Port Category 5e Coupler Patch Panel



Dimensions are in inches [Dimensions in brackets are metric]

WORLDWIDE SUBSIDIARIES AND SALES OFFICES

PANDUIT CANADA
Markham, Ontario
cs-cdn@panduit.com
Phone: 800.777.3300

PANDUIT EUROPE LTD.
London, UK
cs-emea@panduit.com
Phone: 44.20.8601.7200

PANDUIT SINGAPORE PTE. LTD.
Republic of Singapore
cs-ap@panduit.com
Phone: 65.6305.7575

PANDUIT JAPAN
Tokyo, Japan
cs-japan@panduit.com
Phone: 81.3.6863.6000

PANDUIT LATIN AMERICA
Jalisco, Mexico
cs-la@panduit.com
Phone: 52.33.3777.6000

PANDUIT AUSTRALIA PTY. LTD.
Victoria, Australia
cs-aus@panduit.com
Phone: 61.3.9794.9020

For a copy of Panduit product warranties, log on to www.panduit.com/warranty

For more information

Visit us at www.panduit.com

Contact Customer Service by email: cs@panduit.com
or by phone: 800-777-3300 and reference COSP133

PANDUIT®

©2010 Panduit Corp.
ALL RIGHTS RESERVED.
WW-COSP133
7/2010

X-ON Electronics

Largest Supplier of Electrical and Electronic Components

Click to view similar products for [Ethernet Cables / Networking Cables](#) *category:*

Click to view products by [Panduit](#) *manufacturer:*

Other Similar products are found below :

[0152660053](#) [603020002](#) [73-7797-25](#) [73-8890-10](#) [73-8890-14](#) [73-8891-14](#) [73-8891-25](#) [73-8892-50](#) [73-8894-10](#) [73-8894-3](#) [73-8895-14](#) [73-8896-7](#) [MCJB2-10P6Q7-120](#) [84909-0204](#) [9QA0-111-12-3.00](#) [1200650742](#) [1200700174](#) [1200860368](#) [1200650013](#) [1201080008](#) [1-21919-1](#) [1300500373](#) [1300101844](#) [1300101845](#) [130050-0004](#) [1300500014](#) [1410147](#) [E16A06002M030](#) [E200102-009-S1](#) [MT14-187L](#) [17-103530](#) [NK5EPC18RDY](#) [NK5EPC18VLY](#) [NK5EPC18YLY](#) [NK5EPC1GRY](#) [NK5EPC30BLY](#) [NK5EPC30VLY](#) [NK5EPC30YLY](#) [NK5EPC4Y](#) [NK5EPC6YLY](#) [NK5EPC8BLY](#) [NK5EPC9YLY](#) [NK6PC30BUY](#) [NK6PC30GRY](#) [NK6PC30RDY](#) [NK6PC30Y](#) [NK6PC30YLY](#) [1969343-6](#) [C501100010](#) [C501106002](#)