

ASSEMBLY PART LIST				
ITEM NO.	DESCRIPTION	QTY/ASSY	MATERIAL	COLOR
1	HOUSING	1	PBT G.F.	GRAY
2	GASKET	1	SILICONE	RED BROWN
3	SECONDARY LOCKING	1	PBT G.F.	BLACK
4	ALIGNMENT PLATE	1	PBT G.F.	GREEN
5	REAR SEAL COVER	1	PBT G.F.	GREEN
6	MAT SEAL	1	SILICONE	BLUE
7	COIL SPRING	4	STAINLESS STEEL	/

INSPECTION BALLOON NUMBERS LOG	
THE LAST BALLOON NUMBER USED	9
THE BALLOON NUMBER ADDED	
THE BALLOON NUMBER REMOVED	

NOTES: VALID UNLESS OTHERWISE SPECIFIED

1. GENERAL:

- 1.1 MATING CONNECTOR INFORMATION REFER TO MOLEX SD-64319-001
- 1.2 APPLICATION SPECIFICATION SEE: 5018203231-AS
- 1.3 PRODUCT SPECIFICATION SEE: 5018203231-PS
- 1.4 HEADER INTERFACE DRAWING REFER TO MOLEX DWG SD-98644-006
- 1.5 PACKAGING SPECIFICATION PER MOLEX DRAWING 5018209000-PK
- 1.6 DATA MUST BE SUBMITTED UNDER THE MOLEX PART NUMBER TO IMDS (COMPANY ID#13255)

2. DESIGN - MATERIALS: SEE ASSEMBLY PART LIST TABLE

3. DESIGN - GEOMETRY:

- 3.1 THE 3-D CAD DATA IS BASIC (WITHOUT TOLERANCE) AND MUST BE TAKEN FROM THE DATA FILE AT ITS LATEST REVISION.
- 3.2 THE 3-D CAD DATA IS MASTER FOR THIS PART AND IS TO BE USED TO ESTABLISH DIMENSIONAL INFORMATION NOT SHOWN ON THIS DRAWING. ANY DIMENSIONS UNDERLINED INDICATE A CONFLICT WITH THE MODEL.
- 3.3 PRODUCT DESIGN MODEL NUMBER(S): 501820323X CUSTOMER MODEL FROM MOLEX PLM SYSTEM.
- 3.4 GENERAL TOLERANCE SEE TITLE BLOCK.
- 3.5 LASER MARKING TEXT, FONT: ARIAL, SIZE 4mm

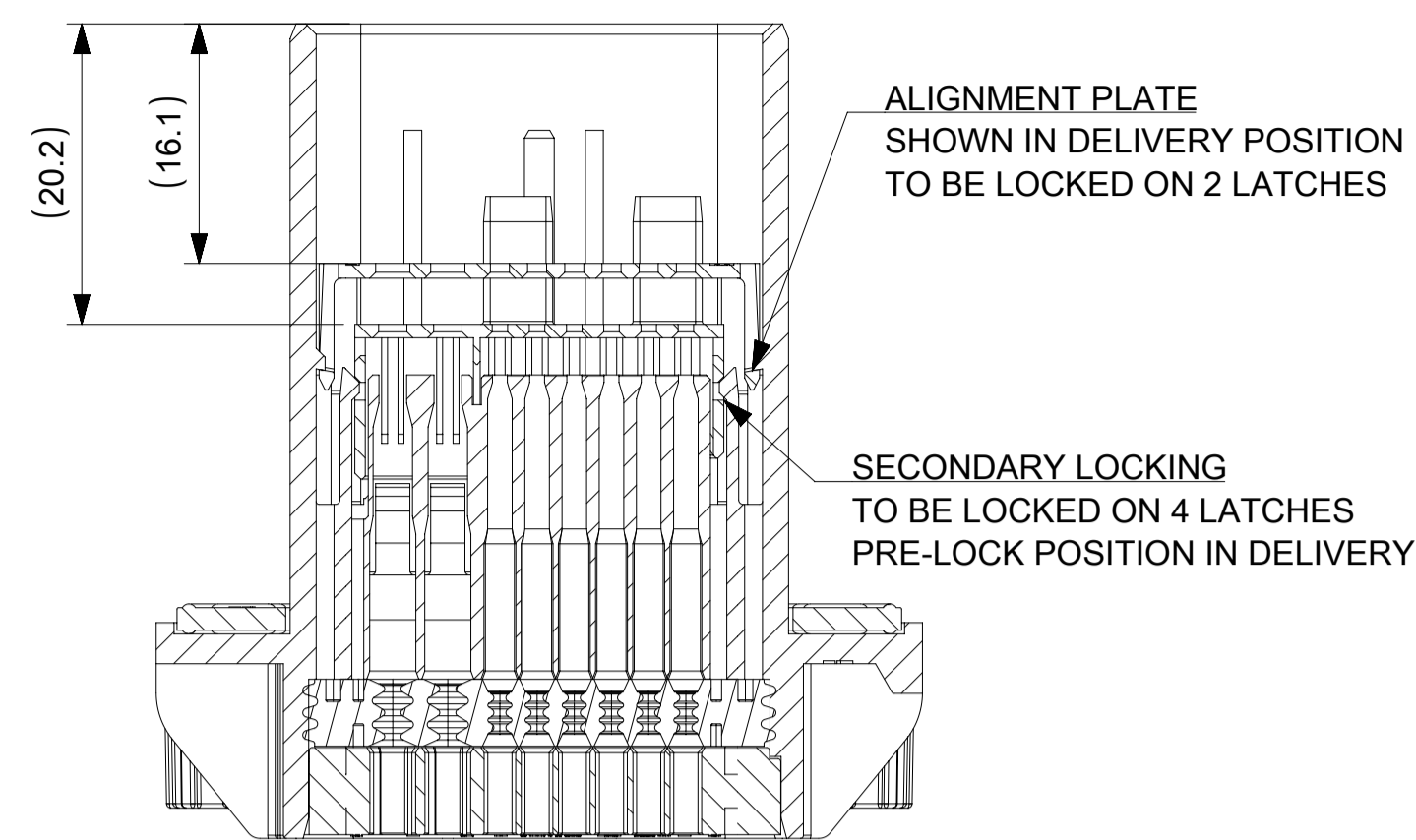
4. DESIGN - MANUFACTURING:

- 4.1 SHIPPED PARTS WITH GASKET ASSEMBLED.
- 4.2 ALIGNMENT PLATE IN PRE-LOCK POSITION DURING DELIVERY.

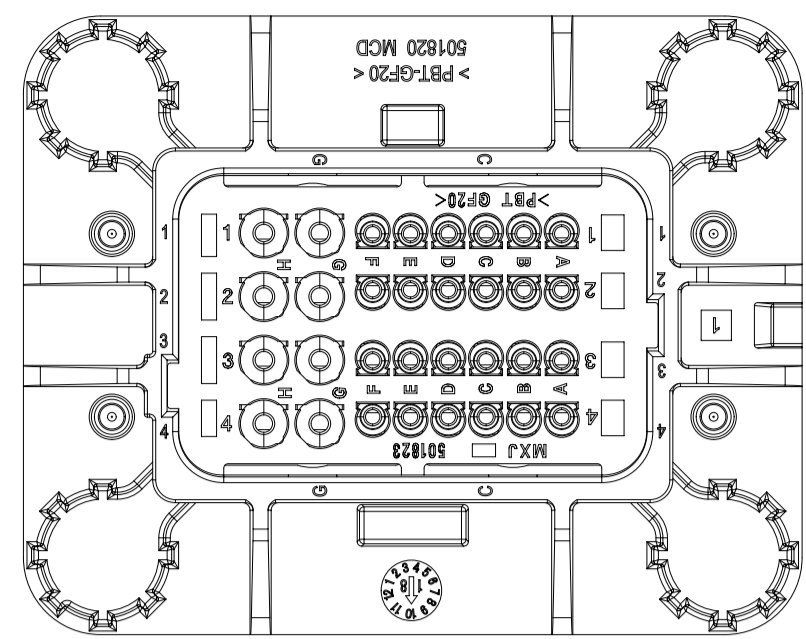
REVISION	ECTR #	DATE	DESCRIPTIONS
C	622486	2019/8/16	Page1: Notes: Remove 4.1 ANY PROCESS LUBRICANT REMAINING ON THE TERMINAL MUST NOT VARNISH OR DEGRADE ITS ELECTRICAL PERFORMANCE AS DEFINED IN THE PRODUCT SPEC. PROCESS LUBRICANTS SHALL BE APPROVED BY THE RESPONSIBLE ENGINEER. Page2: Notes: Revise the 5th notes for screw torque recommendation
B1	612043	2019/2/14	RELEASE FOR GENERAL MARKET NO MODIFICATION FOR CONTENT
B	603954	2018/9/10	Add header coding table on pg2. Revise laser marking content definition. Revise note for screw torque recommendation. Revise panel recommendation layout: 10.75±0.1 was 10.4±0.1 7.6±0.1 was 7.2±0.1 16.25±0.1(2x) was 16.1±0.1(2x) add radius R1.0 MAX (4x) see revision marker (B) for changes
A	600397	2018/6/11	INITIAL RELEASE

REVISION LOG

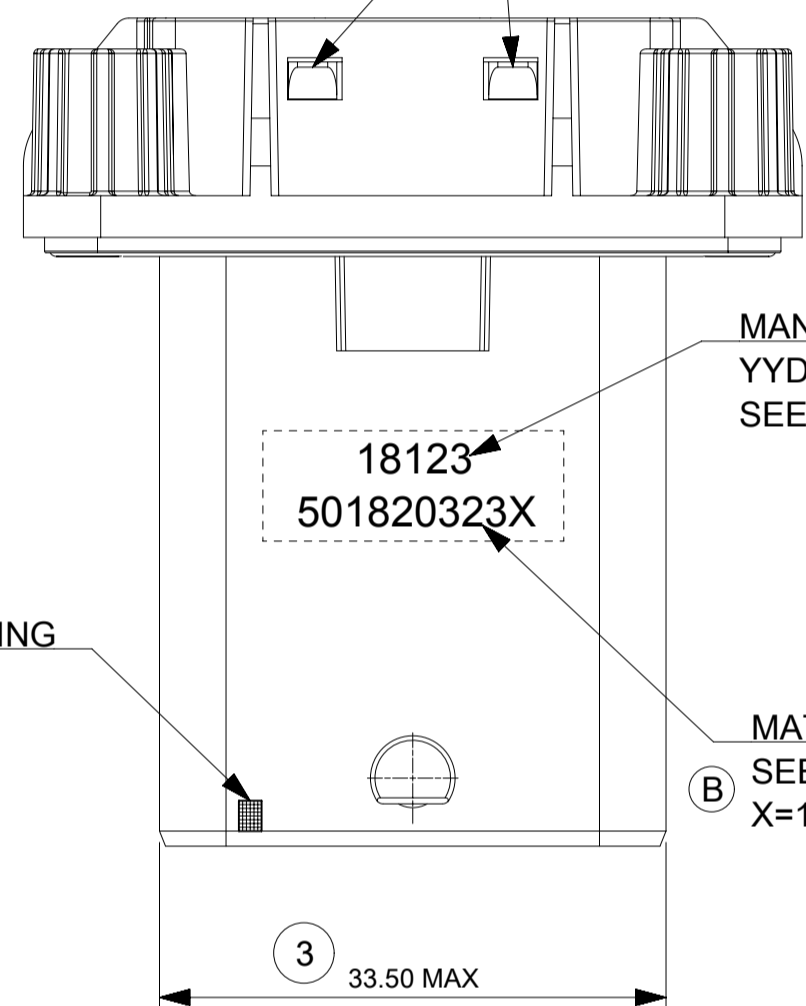
THIS DRAWING CONTAINS INFORMATION THAT IS PROPRIETARY TO MOLEX ELECTRONIC TECHNOLOGIES, LLC AND SHOULD NOT BE USED WITHOUT WRITTEN PERMISSION									
SYMBOLS	DIMENSION UNITS	SCALE	CURRENT REV DESC: INITIAL RELEASE			molex			
▽ = 0	mm	2:1	EC NO: 622486			SALES DARWING			
▽ = 0	GENERAL TOLERANCES (UNLESS SPECIFIED)		DRWN: NPENG01 2019/08/16			CMC 32P PANEL MOUNT HEADER			
▽ = 0	ANGULAR TOL ± 2.0°		CHK'D: HWBAI 2019/08/21			PRODUCT CUSTOMER DRAWING			
▽ = 0	4 PLACES ±		APPR: JDENG02 2019/08/22			DOCUMENT NUMBER			
▽ = 0	3 PLACES ±		INITIAL REVISION:			DOC TYPE DOC PART REVISION			
▽ = 0	2 PLACES ±		DRWN: HWBAI 2018/05/23			5018203231-SD PSD 000 C			
▽ = 0	1 PLACE ± 0.2		APPR: CBQIU 2018/07/04			MATERIAL NUMBER			
▽ = 0	0 PLACES ± 0.2		DRAFT WHERE APPLICABLE MUST REMAIN WITHIN DIMENSIONS			CUSTOMER			
▽ = 0	THIRD ANGLE PROJECTION		DRAWING		SERIES		SHEET NUMBER		SHEET NUMBER
			A1-SIZE		501820		SEE TABLE		GENERAL MARKET 1 OF 2



SECTION A-A



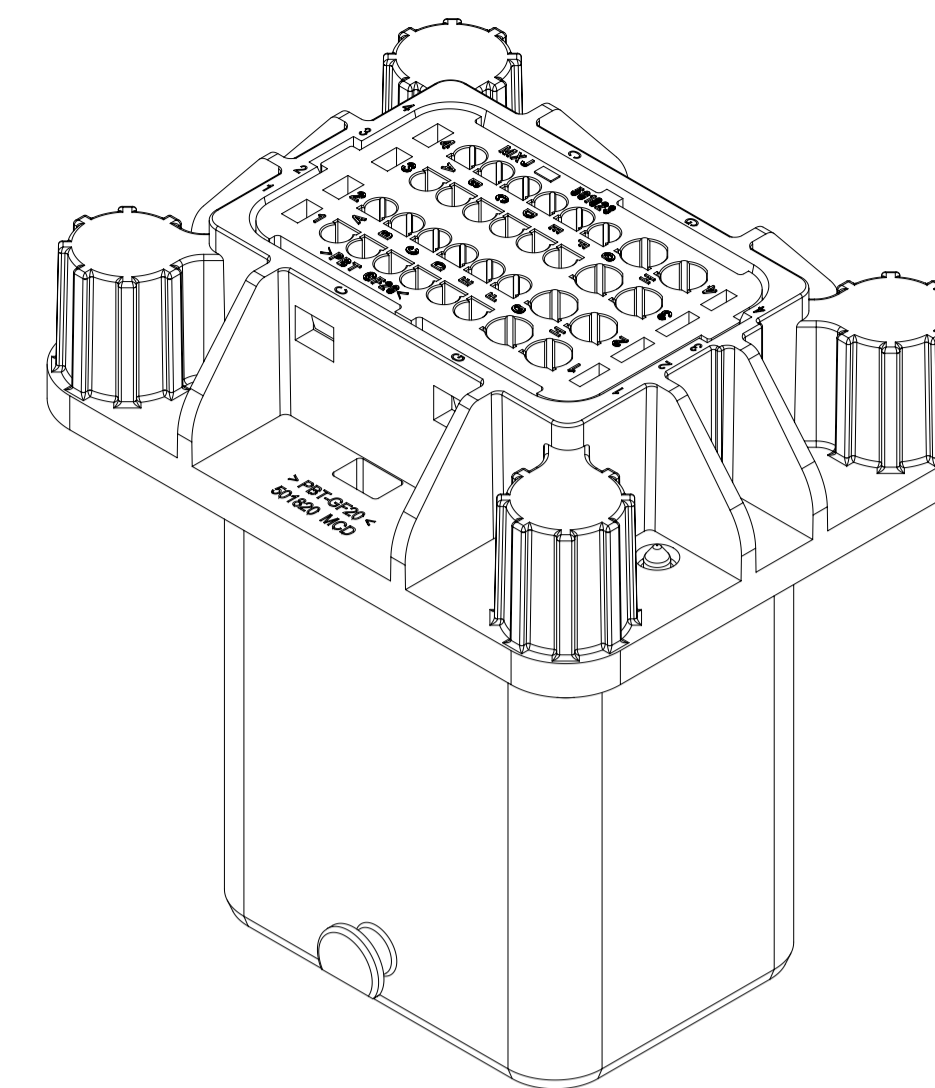
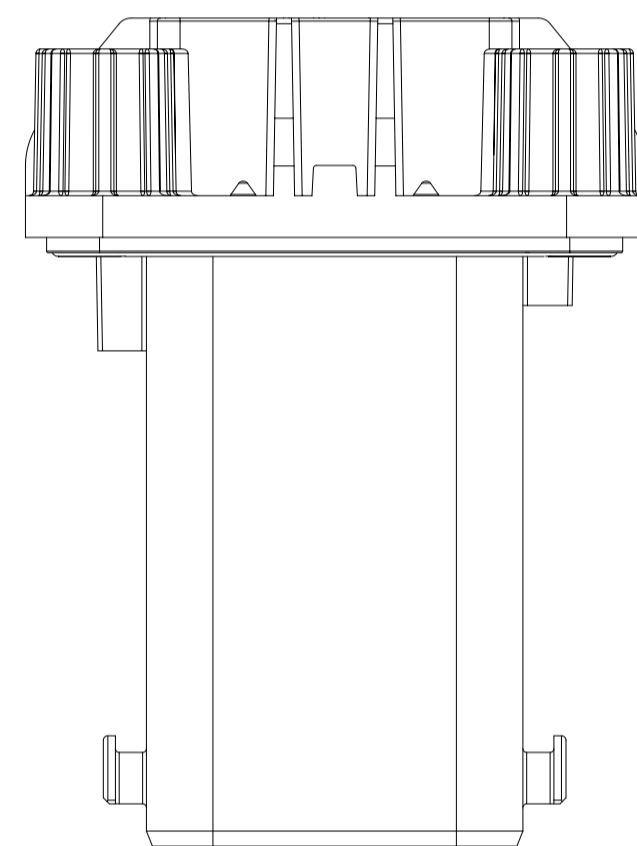
REAR SEAL COVER
TO BE LOCKED FULLY ON 4 LATCHES



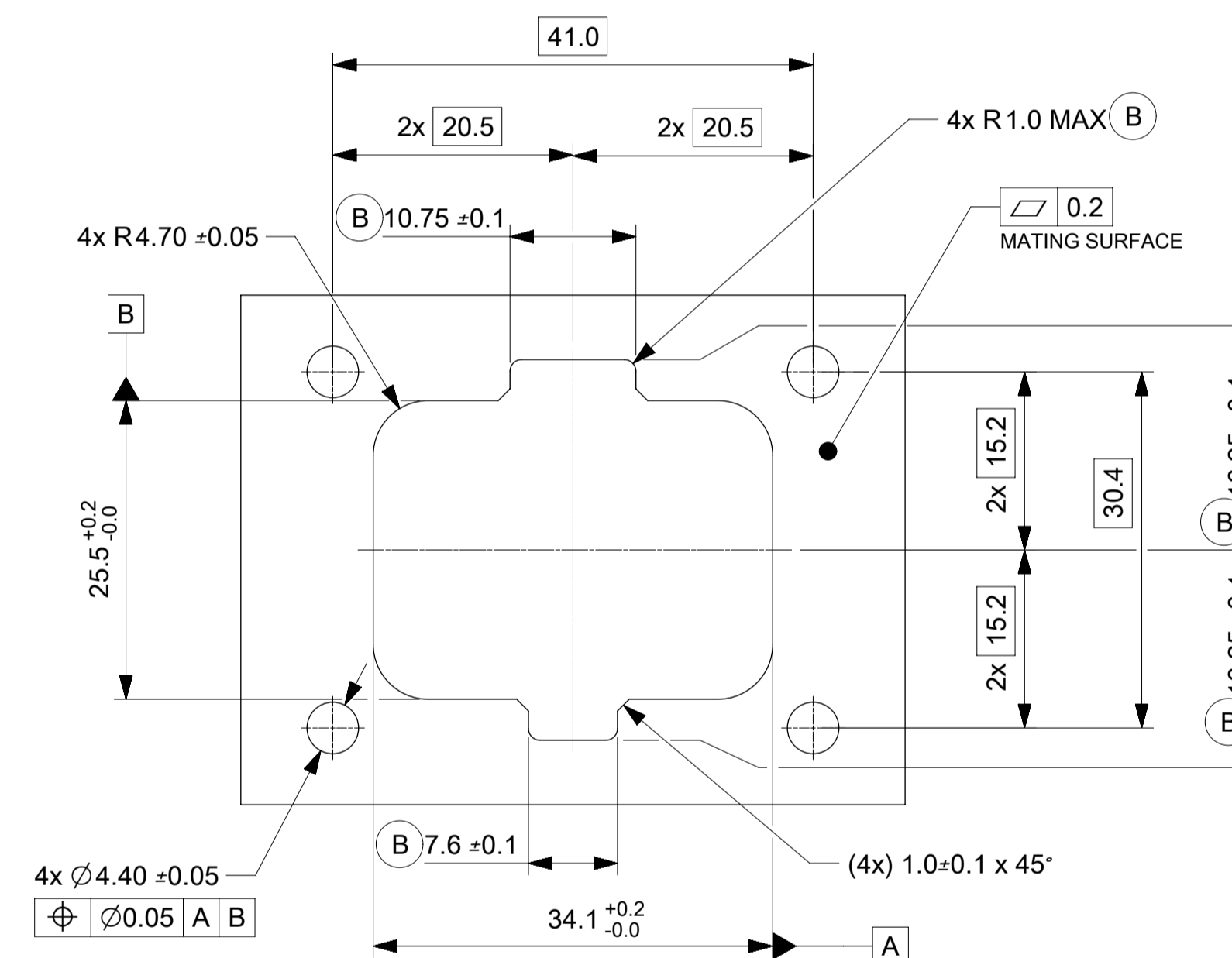
MANUFACTURING DATE
YYDD (YEAR+JULIAN DATE)
SEE NOTE 3.5

MATERIAL NO.
SEE NOTE 3.5
X=1,2,3,5 REFER TO CODING

WHITE LINE MARKING
ON EACH SIDE OF
CONNECTOR



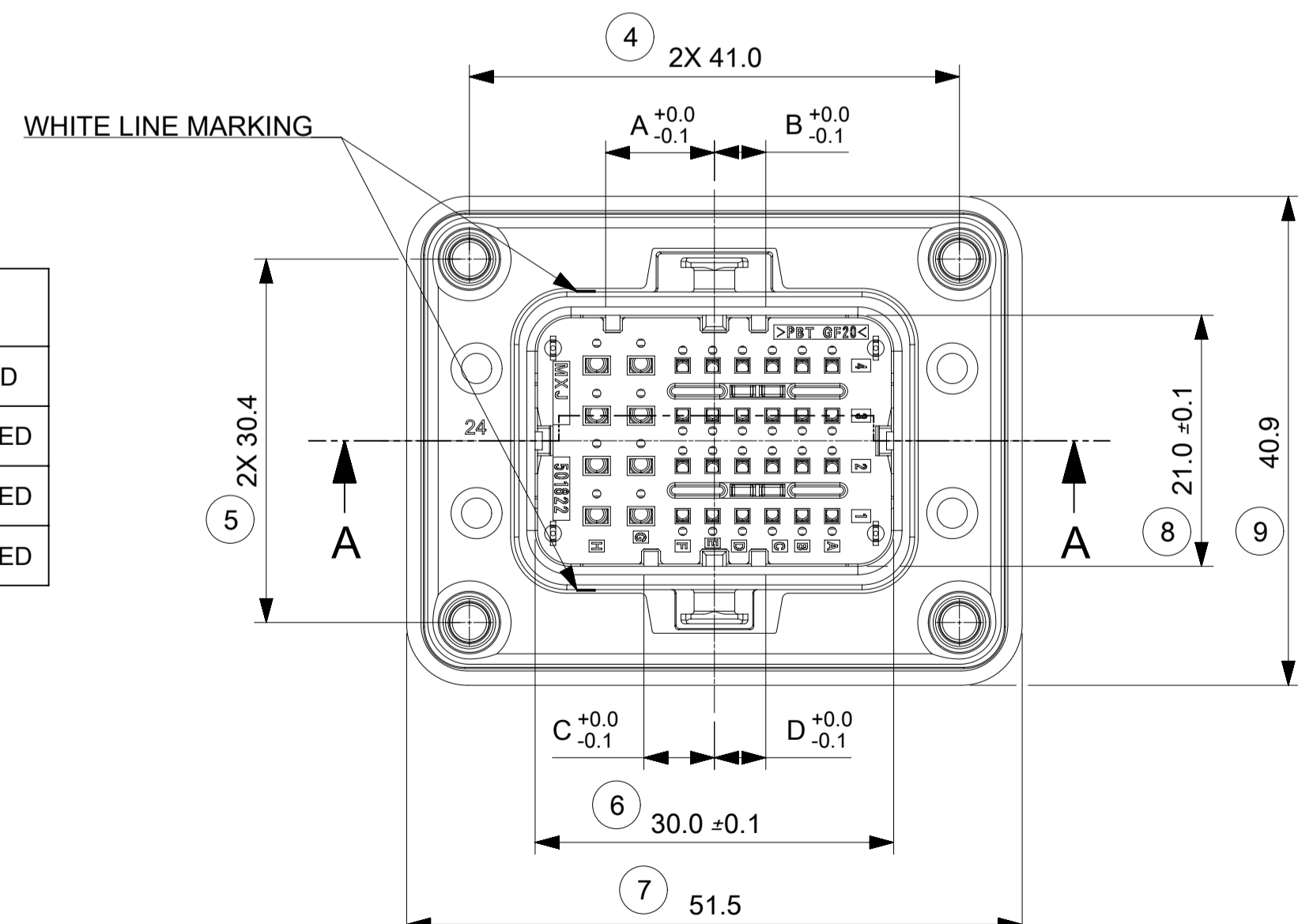
PANEL LAYOUT RECOMMENDATION



- NOTES:
- MATERIAL: STAINLESS STEEL OR ALUMINIUM.
 - REQUIRED MATING SURFACE FINISH: Ra 3.0µm MAX OR POLISHED
 - RECOMMENDED PANEL THICKNESS FOR MATING AREA: t=3.0~4.0mm
 - REQUIRED SCREW:
NAME: CROSS RECESSED ROUND HEAD SELF-TAPPING SCREW TYPE F
SPECIFICATION: ST4.2X13, REFER TO GB/T845-1985 Q2724213
 - RECOMMENDED FASTEN TORQUE: 1.4 N·m, MORE DETAILS REFER TO 5018203231-AS-CH

HEADER CODING TABLE

MOLEX P/N	CODING	COLOR (RCPT TPA)	DIM. A	DIM. B	DIM. C	DIM. D	STATUS
5018203231	1	BLACK	9.1	4.3	5.9	4.3	RELEASED
TBD	2	GREY	7.5	5.9	9.1	5.9	NOT TOOLED
TBD	3	BROWN	5.9	7.5	9.1	9.1	NOT TOOLED
TBD	5	BLUE	4.3	7.5	5.9	5.9	NOT TOOLED



SYMBOLS THIS DRAWING CONTAINS INFORMATION THAT IS PROPRIETARY TO MOLEX ELECTRONIC TECHNOLOGIES, LLC AND SHOULD NOT BE USED WITHOUT WRITTEN PERMISSION DIMENSION UNITS: mm SCALE: 2:1 GENERAL TOLERANCES (UNLESS SPECIFIED): ANGULAR TOL: ± 2.0° 4 PLACES: ± 3 PLACES: ± 2 PLACES: ± 1 PLACE: ± 0.2 0 PLACES: ± 0.2 DRAFT WHERE APPLICABLE MUST REMAIN WITHIN DIMENSIONS	CURRENT REV DESC: INITIAL RELEASE EC NO: 622486 DRWN: NPENG01 2019/08/16 CHK'D: HWBAI 2019/08/21 APPR: JDENG02 2019/08/22 INITIAL REVISION: DRWN: HWBAI 2018/05/23 APPR: CBQIU 2018/07/04		 SALES DARWING CMC 32P PANEL MOUNT HEADER PRODUCT CUSTOMER DRAWING		
	DRWING: A1-SIZE SERIES: 501820				

X-ON Electronics

Largest Supplier of Electrical and Electronic Components

Click to view similar products for [Headers & Wire Housings](#) category:

Click to view products by [Molex](#) manufacturer:

Other Similar products are found below :

[57102-F02-18ULF](#) [58102-G61-06LF](#) [0009485154](#) [009176003701906](#) [0050291907](#) [00-9021-0611-00-339](#) [02.125.8002.8](#) [609-3404](#) [61062-3](#)
[622-0430](#) [622-3653LF](#) [63453-116](#) [636-1030](#) [636-1427](#) [636-3427](#) [636-4007](#) [641938-9](#) [644827-2](#) [65495-038](#) [65692-001LF](#) [65781-018](#)
[65781-047](#) [65817-010LF](#) [65817-015LF](#) [66207-023LF](#) [67016-026LF](#) [67095-007LF](#) [68631-112](#) [68645-018](#) [68648-049](#) [699319-000](#)
[70.362.1628.0](#) [70-4210](#) [70-4226B](#) [70-4853B](#) [707-5020](#) [707-5028](#) [71.350.2428.0](#) [71961-016LF](#) [733-134](#) [754199-000](#) [760-3052](#) [787-8014-00](#)
[FCN-367T-T012/H](#) [80.063.4001.1](#) [800-90-001-10-001000](#) [800-90-010-10-002000](#) [801-43-002-10-013000](#) [801-43-006-10-002000](#)
[803-41-018-10-001000](#)