


NINA-W152 Click



PID: MIKROE-6154

NINA-W152 Click is a compact add-on board designed for seamless integration of Wi-Fi and Bluetooth communication into your projects. Based on the NINA-W152 multi-radio module from u-blox, this Click board™ provides dual-mode wireless connectivity, including Wi-Fi 802.11b/g/n and Bluetooth BR/EDR v4.2+EDR and Bluetooth Low Energy v4.2. It features an internal PIFA antenna for optimal performance and supports communication through UART and SPI interfaces, with secure boot and enterprise-level security protocols (WPA2/WPA3) ensuring reliable operation. The board is ideal for telematics, industrial automation, connected buildings, wireless sensors, and medical devices, where secure and efficient wireless communication is crucial.

How does it work?

NINA-W152 Click is based on the NINA-W152, a professional-grade multi-radio module from u-blox. This module has Wi-Fi and Bluetooth capabilities, integrating Wi-Fi 802.11b/g/n and dual-mode Bluetooth (Bluetooth BR/EDR v4.2+EDR and Bluetooth Low Energy v4.2) within a compact form factor. The internal PIFA antenna ensures optimal performance, allowing the module to operate simultaneously on both Wi-Fi and Bluetooth. This dual-mode operation makes it an excellent choice for acting as a gateway between Bluetooth and Wi-Fi or Ethernet networks. Certified across multiple regions, including the UK, US, Canada, Japan, Taiwan, South Korea, Australia, Brazil, and South Africa, the NINA-W152 complies with RED standards, making it suitable for global deployment.

Mikroe produces entire development toolchains for all major microcontroller architectures.


Committed to excellency, we are dedicated to helping engineers bring the project development up to speed and achieve outstanding results.



ISO 27001: 2013 certification of informational security management system.
ISO 14001: 2015 certification of environmental management system.
OHSAS 18001: 2008 certification of occupational health and safety management system.



ISO 9001: 2015 certification of quality management system (QMS).



Security is a key feature of the NINA-W152. It supports secure boot, ensuring the module only operates with authentic u-blox software. Additionally, it provides robust end-to-end security on the wireless link, utilizing the latest 802.11i standards (WPA2/WPA3) and enterprise security protocols, making it ideal for secure IoT applications in telematics, industrial automation, connected buildings, wireless sensors, point-of-sale systems, and medical devices.

This Click board™ establishes communication between the NINA-W152 and the host MCU through a UART interface, using standard UART RX and TX pins and hardware flow control via CTS and RTS pins. The default communication speed is set at 115200bps, ensuring efficient data exchange. The host MCU configures wireless communication and other features using high-level [AT commands](#), making it easy to manage without requiring in-depth knowledge of Wi-Fi and Bluetooth protocols. Additionally, the board includes an SPI interface with a maximum clock speed of 10MHz, allowing the NINA-W152 to operate exclusively in "SPI peripheral mode," where the host MCU, running in "SPI host mode," sends commands to the NINA module. To properly use the CS pin, users must select the appropriate interface (UART or SPI) and determine whether the CS pin will function as the UART CTS or SPI Chip Select pin. This is achieved by setting the CS SEL jumper to the correct position.

In addition to the standard interface pins, the module uses other mikroBUS™ pins, such as the SRY pin, which acts as an SPI data-ready output, and the reset pin (RST) for module resetting. The NINA-W152 software extends the UART interface beyond the usual RX, TX, CTS, and RTS signals by including the DSR (Data Set Ready) and DTR (Data Terminal Ready) pins, available on the unpopulated J1 header. These pins manage the state of the NINA-W152-04B. Depending on the configuration, the DSR pin can enter command mode, disconnect or toggle the connectable status, enable or disable the rest of the UART interface, or enter/leave Sleep/Stop operation modes. This functionality is also accessible via the ESC pin on the mikroBUS™ socket.

Additional features on this board include the SYS BOOT jumper, which selects the system boot mode based on its position. Position 1 is for normal boot from internal flash, while position 0 is for ESP boot mode (factory boot). The board also features SW1 and SW2 buttons for system control. When both buttons are pressed simultaneously, the module enters bootloader mode. If this state is maintained for over 10 seconds without sending commands to the bootloader via UART, the u-connectXpress application will automatically boot, restoring the module settings to their factory defaults. Pressing only the SW1 button will restore the UART serial settings to their default values.

Mikroe produces entire development toolchains for all major microcontroller architectures.

Committed to excellency, we are dedicated to helping engineers bring the project development up to speed and achieve outstanding results.



ISO 27001: 2013 certification of informational security management system.
ISO 14001: 2015 certification of environmental management system.
OHSAS 18001: 2008 certification of occupational health and safety management system.



ISO 9001: 2015 certification of quality management system (QMS).

This board also features an unpopulated J2 header with four general-purpose input pins and one general-purpose I/O pin. Additionally, the Click board™ includes a user-configurable RGB LED indicator labeled LD2, which indicates various module statuses.


This Click board™ can be operated only with a 3.3V logic voltage level. The board must perform appropriate logic voltage level conversion before using MCUs with different logic levels. Also, it comes equipped with a library containing functions and an example code that can be used as a reference for further development.

Specifications

Type	WiFi+BLE
Applications	Ideal for telematics, industrial automation, connected buildings, wireless sensors, and medical devices
On-board modules	NINA-W152 - professional-grade multi-radio WiFi/BLE module from u-blox
Key Features	Supports Wi-Fi 802.11b/g/n in the 2.4GHz ISM band, dual-mode Bluetooth BR/EDR v4.2+EDR and Bluetooth Low Energy v4.2, internal PIFA antenna, UART/SPI interface, security features, global certification, system control functions, and more
Interface	SPI,UART
Feature	ClickID
Compatibility	mikroBUS™
Click board size	L (57.15 x 25.4 mm)
Input Voltage	3.3V

Pinout diagram

This table shows how the pinout on NINA-W152 Click corresponds to the pinout on the mikroBUS™ socket (the latter shown in the two middle columns).

Notes	Pin					Pin	Notes
SPI Data-Ready Output	SRY	1	AN	PWM	16	ESC	Sleep/Stop Mode Control
Reset / ID SEL	RST	2	RST	INT	15	RTS	UART RTS
UART CTS / SPI Select / ID COMM	CS	3	CS	RX	14	TX	UART TX
SPI Clock	SCK	4	SCK	TX	13	RX	UART RX
SPI Data OUT	SDO	5	MISO	SCL	12	NC	
SPI Data IN	SDI	6	MOSI	SDA	11	NC	
Power Supply	3.3V	7	3.3V	5V	10	NC	
Ground	GND	8	GND	GND	9	GND	Ground

Onboard settings and indicators

Mikroe produces entire development toolchains for all major microcontroller architectures.

Committed to excellency, we are dedicated to helping engineers bring the project development up to speed and achieve outstanding results.



ISO 27001: 2013 certification of informational security management system.
ISO 14001: 2015 certification of environmental management system.
OHSAS 18001: 2008 certification of occupational health and safety management system.



ISO 9001: 2015 certification of quality management system (QMS).

Label	Name	Default	Description
LD1	PWR	-	Power LED Indicator
LD2	LD2	-	Module Status RGB LED Indicator
JP1	CS SEL	Left	CS Pin Function Selection CTS/CS: Left position CTS, Right position CS
JP2	SYS BOOT	Left	Boot Mode Selection 1/0: Left position 1, Right position 0
T1-T2	SW1-SW2	-	System Control Buttons

NINA-W152 Click electrical specifications

Description	Min	Typ	Max	Unit
Supply Voltage	-	3.3	-	V
WiFi Operating Range	-	2.4	-	GHz
WiFi Output Power	-	+15	-	dBm
WiFi Sensitivity	-	-96	-	dBm
Bluetooth Operating Range	-	2.4	-	GHz
Bluetooth Output Power	-	+5	-	dBm
Bluetooth Sensitivity	-	-88	-	dBm

Software Support

We provide a library for the NINA-W152 Click as well as a demo application (example), developed using MIKROE [compilers](#). The demo can run on all the main MIKROE [development boards](#).

Package can be downloaded/installed directly from NECTO Studio Package Manager (recommended), downloaded from our [LibStock™](#) or found on [MIKROE github account](#).

Library Description

This library contains API for NINA-W152 Click driver.

Key functions

- `ninaw152_reset_device` This function resets the device by toggling the RST pin state.
- `ninaw152_send_cmd` This function sends a specified command to the click module.
- `ninaw152_send_cmd_with_par` This function sends a command with specified parameter to the click module.

Example Description

Application example shows device capability of connecting to a WiFi network and sending TCP/UDP messages to an echo server, or processing data from a connected BT device.

Mikroe produces entire development toolchains for all major microcontroller architectures.

Committed to excellency, we are dedicated to helping engineers bring the project development up to speed and achieve outstanding results.



ISO 27001: 2013 certification of informational security management system.
ISO 14001: 2015 certification of environmental management system.
OHSAS 18001: 2008 certification of occupational health and safety management system.



ISO 9001: 2015 certification of quality management system (QMS).

The full application code, and ready to use projects can be installed directly from NECTO Studio Package Manager (recommended), downloaded from our [LibStock™](#) or found on [MIKROE github account](#).

Other MIKROE Libraries used in the example:

- MikroSDK.Board
- MikroSDK.Log
- Click.NINAW152

Additional notes and informations

Depending on the development board you are using, you may need [USB UART click](#), [USB UART 2 Click](#) or [RS232 Click](#) to connect to your PC, for development systems with no UART to USB interface available on the board. UART terminal is available in all MIKROE [compilers](#).

mikroSDK

This Click board™ is supported with [mikroSDK](#) - MIKROE Software Development Kit. To ensure proper operation of mikroSDK compliant Click board™ demo applications, mikroSDK should be downloaded from the [LibStock](#) and installed for the compiler you are using.

For more information about mikroSDK, visit the [official page](#).

Resources

[mikroBUS™](#)

[mikroSDK](#)

[Click board™ Catalog](#)

[Click boards™](#)

[ClickID](#)

Downloads

[NINA-W152 click example on Libstock](#)

[NINA-W152 click 2D and 3D files v100](#)

[NINA-W152 click schematic v100](#)

[NINA-W15 datasheet](#)

[u-connectXpress AT Commands](#)

Mikroe produces entire development toolchains for all major microcontroller architectures.

Committed to excellency, we are dedicated to helping engineers bring the project development up to speed and achieve outstanding results.



ISO 27001: 2013 certification of informational security management system.
 ISO 14001: 2015 certification of environmental management system.
 OHSAS 18001: 2008 certification of occupational health and safety management system.



ISO 9001: 2015 certification of quality management system (QMS).

X-ON Electronics

Largest Supplier of Electrical and Electronic Components

Click to view similar products for [Multiprotocol Development Tools](#) category:

Click to view products by [MikroElektronika](#) manufacturer:

Other Similar products are found below :

[EVK-MAYA-W271](#) [XKC-M5T-W](#) [ATWINC3400-XPRO](#) [2636](#) [STEVAL-FKI001V1](#) [TEL0111](#) [ATWINC3400-XSTK](#) [RE-WFKIT-9260NVP](#) [2542](#) [5395](#) [5778](#) [5900](#) [irpi01-868](#) [ABX00083](#) [ABX00087](#) [ABX00092](#) [BCM94343WWCD1_EVB](#) [XK3-C-A2-UT-U](#) [XKC-V1T-U](#) [ESP32-PICO-KIT-1](#) [ESP32-S3-BOX-3B](#) [ESP32-S3-EYE](#) [ESP32-S3-LCD-EV-Board](#) [EV-WT02C40C-eng](#) [INP3010](#) [INP3011](#) [ISP3080-UX-AN](#) [ISP3080-UX-DK](#) [ISP3080-UX-TB](#) [ISP3080-UX-TG](#) [ISP4520-AS-DK](#) [453-00011-K1](#) [XPC270300EK](#) [MIKROE-2440](#) [MIKROE-4493](#) [MIKROE-6154](#) [MTDOT-BOX-G-868-B](#) [LBAA0XV2DT-158EVK](#) [LBEH5DU1BW-TEMP-DS-SD](#) [LBES0ZZ2FR-EVK](#) [nRF54L15-DK](#) [NRF9161-DK](#) [ENWF9511CMKF](#) [ENWF9501CMKF](#) [ESP32-C6-BUG](#) [BG770AGLTEB-KIT](#) [113991154](#) [113991155](#) [SIMSA868C-Cloud-DKL](#) [SIMSA868-Cloud-DKL](#)