


HAPTIC 2 Click



PID: MIKROE-4452

HAPTIC 2 Click is a compact add-on board that contains a linear vibration driver. This board features the [LC898302AXA](#), a motor driver dedicated to LRA and ERM applications from [onsemi](#). Controlled by only one pin, it allows crisp vibration thanks to automatic braking and over-driving feature and ignores the deviation of resonance frequency thanks to auto-tuning function. The original driving waveform will enable you to reduce power consumption, and it is helpful to maintain battery lifetime. This Click board™ is suitable for numerous everyday applications such as indicator systems, game consoles, training equipment/simulators with haptics function, robotics and mechatronics, and many more.

HAPTIC 2 Click is supported by a [mikroSDK](#) compliant library, which includes functions that simplify software development. This [Click board™](#) comes as a fully tested product, ready to be used on a system equipped with the [mikroBUS™](#) socket.

How does it work?

HAPTIC 2 Click as its foundation uses the LC898302AXA, a linear vibration motor driver dedicated to LRA (Linear Resonant Actuator) and ERM (Eccentric Rotating Mass) applications from onsemi. The original driving waveform enables low power consumption, and it is helpful to maintain battery lifetime. It allows crisp vibration thanks to automatic braking and over-driving feature. The drive frequency automatically adjusts to the resonance frequency of the linear vibrator without the use of other external parts.

Mikroe produces entire development toolchains for all major microcontroller architectures.

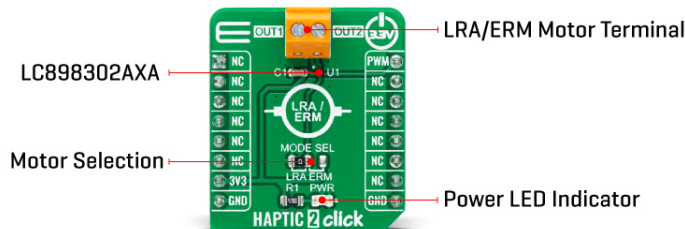
Committed to excellency, we are dedicated to helping engineers bring the project development up to speed and achieve outstanding results.



ISO 27001: 2013 certification of informational security management system.
ISO 14001: 2015 certification of environmental management system.
OHSAS 18001: 2008 certification of occupational health and safety management system.



ISO 9001: 2015 certification of quality management system (QMS).



As a result of this very effective drive, the vibration is as powerful as possible using minimal energy compared to classical solutions. It also ignores the deviation of resonance frequency thanks to auto-tuning function. This function can increase the perceived vibration force by over 20%, making it far more efficient than conventional haptic driving solutions. They require minimal power but are capable of maintaining a high level of vibration.

The LRA motors rely on a magnet attached to the case by a spring where a magnetic field from the coil causes vibration activity initiation. Compared to ERM, the LRA have better responsiveness improving system performance. The ERM type of haptic motor causes the off-balance mass to rotate. The mass movement results in an asymmetric centripetal force, leading to the motor's displacement. Using ERM motor, ERM driving voltage can be adjusted through an adjustment resistor connected between OUT1 pin of Click board terminal and ERM motor pin.

HAPTIC 2 Click operates only with the PWM signal from the mikroBUS™ socket that drives the LC898302AXA and offers fully configurable drive and brake functions. Also, it has a jumper setting available labeled as MODE SEL used to choose between LRA or ERM motor to drive.

This Click board™ can be operated only with a 3.3V logic voltage level. The board must perform appropriate logic voltage level conversion before use with MCUs with different logic levels. However, the Click board™ comes equipped with a library containing functions and an example code that can be used, as a reference, for further development.

Specifications

Type	Haptic
Applications	Can be used for numerous everyday applications such as indicator systems, game consoles, training equipment/simulators with haptics function, robotics and mechatronics, and many more.
On-board modules	LC898302AXA - linear vibration motor driver dedicated to LRA (Linear Resonant Actuator) and ERM (Eccentric Rotating Mass) applications from onsemi
Key Features	Low power consumption, automatic

Mikroe produces entire development toolchains for all major microcontroller architectures.

Committed to excellency, we are dedicated to helping engineers bring the project development up to speed and achieve outstanding results.



ISO 27001: 2013 certification of informational security management system.
ISO 14001: 2015 certification of environmental management system.
OHSAS 18001: 2008 certification of occupational health and safety management system.




ISO 9001: 2015 certification of quality management system (QMS).

	adjustment to the resonance frequency for LRA, adjustable drive and brake voltage, low driving noise, available to drive a LRA and ERM, and more.
Interface	PWM
Feature	No ClickID
Compatibility	mikroBUS™
Click board size	S (28.6 x 25.4 mm)
Input Voltage	3.3V

Pinout diagram

This table shows how the pinout on HAPTIC 2 Click corresponds to the pinout on the mikroBUS™ socket (the latter shown in the two middle columns).

Notes	Pin					Pin	Notes
	NC	1	AN	PWM	16	PWM	PWM Signal
	NC	2	RST	INT	15	NC	
	NC	3	CS	RX	14	NC	
	NC	4	SCK	TX	13	NC	
	NC	5	MISO	SCL	12	NC	
	NC	6	MOSI	SDA	11	NC	
Power Supply	3.3V	7	3.3V	5V	10	NC	
Ground	GND	8	GND	GND	9	GND	Ground

Onboard settings and indicators

Label	Name	Default	Description
LD1	PWR	-	Power LED Indicator
JP1	MODE SEL	Left	Motor Selection LRA/ERM: Left position LRA, Right position ERM

HAPTIC 2 Click electrical specifications

Description	Min	Typ	Max	Unit
Supply Voltage	-	3.3	-	V
Maximum Drive Current	-	-	200	mA
PWM Frequency	10	-	50	kHz
Operating Temperature Range	-30	+25	+85	°C

Software Support

We provide a library for the HAPTIC 2 Click as well as a demo application (example), developed using MikroElektronika [compilers](#). The demo can run on all the main MikroElektronika [development boards](#).

Mikroe produces entire development toolchains for all major microcontroller architectures.

Committed to excellency, we are dedicated to helping engineers bring the project development up to speed and achieve outstanding results.



ISO 27001: 2013 certification of informational security management system.
ISO 14001: 2015 certification of environmental management system.
OHSAS 18001: 2008 certification of occupational health and safety management system.



ISO 9001: 2015 certification of quality management system (QMS).

Package can be downloaded/installed directly from NECTO Studio Package Manager(recommended way), downloaded from our LibStock™ or found on [mikroE github account](#).

Library Description

This library contains API for HAPTIC 2 Click driver.

Key functions:

- void haptic2_cfg_setup (haptic2_cfg_t *cfg); - Config Object Initialization function.
- HAPTIC2_RETVAL haptic2_init (haptic2_t *ctx, haptic2_cfg_t *cfg); - Initialization function.
- void haptic2_default_cfg (haptic2_t *ctx); - Click Default Configuration function.

Examples description

This app shows some of the functions that HAPTIC 2 click has.

The demo application is composed of two sections :

The full application code, and ready to use projects can be installed directly from NECTO Studio Package Manager(recommended way), downloaded from our [LibStock™](#) or found on [mikroE github account](#).

Other mikroE Libraries used in the example:

- MikroSDK.Board
- MikroSDK.Log
- Click.Haptic2

Additional notes and informations

Depending on the development board you are using, you may need [USB UART click](#), [USB UART 2 click](#) or [RS232 click](#) to connect to your PC, for development systems with no UART to USB interface available on the board. The terminal available in all MikroElektronika [compilers](#), or any other terminal application of your choice, can be used to read the message.

mikroSDK

This Click board™ is supported with [mikroSDK](#) - MikroElektronika Software Development Kit. To ensure proper operation of mikroSDK compliant Click board™ demo applications, mikroSDK should be downloaded from the [LibStock](#) and installed for the compiler you are using.

For more information about mikroSDK, visit the [official page](#).

Resources

[mikroBUS™](#)

[mikroSDK](#)

[Click board™ Catalog](#)

Mikroe produces entire development toolchains for all major microcontroller architectures.

Committed to excellency, we are dedicated to helping engineers bring the project development up to speed and achieve outstanding results.



ISO 27001: 2013 certification of informational security management system.
ISO 14001: 2015 certification of environmental management system.
OHSAS 18001: 2008 certification of occupational health and safety management system.



ISO 9001: 2015 certification of quality management system (QMS).

[Click boards™](#)

Downloads

[HAPTIC 2 click 2D and 3D files](#)

[LC898302AXA datasheet](#)

[HAPTIC 2 click schematic](#)

[HAPTIC 2 click example on Libstock](#)

Mikroe produces entire development toolchains for all major microcontroller architectures.

Committed to excellency, we are dedicated to helping engineers bring the project development up to speed and achieve outstanding results.



ISO 27001: 2013 certification of informational security management system.
ISO 14001: 2015 certification of environmental management system.
OHSAS 18001: 2008 certification of occupational health and safety management system.



ISO 9001: 2015 certification of quality management system (QMS).

X-ON Electronics

Largest Supplier of Electrical and Electronic Components

Click to view similar products for [Power Management IC Development Tools](#) *category:*

Click to view products by [MikroElektronika](#) *manufacturer:*

Other Similar products are found below :

[EVB-EP5348UI](#) [ISLUSBI2CKIT1Z](#) [ISL8002AEVAL1Z](#) [ISL91108IIA-EVZ](#) [NCP10671B05GEVB](#) [SAMPLEBOXILD8150TOBO1](#)
[AP61100Z6-EVM](#) [AP62300Z6-EVM](#) [BTS7030-2EPA](#) [TLT807B0EPV](#) [BTS71033-6ESA](#) [EV13N91A](#) [EV55W64A](#) [Si8285_86v2-KIT](#)
[AP33772S-EVB](#) [EVALM7HVIGBTFCINV4TOBO1](#) [ROA1286023/1](#) [REFSHA35IMD111TSYSTOBO1](#) [150037482](#) [TDINV3000W50B-KIT](#) [NCP1681CCM1KWGEVB](#) [APEK89303KET-01-T](#) [NCP1681MM500WGEVB](#) [SI83401BAA-KIT](#) [SI83402BAA-KIT](#) [SI83411BAA-KIT](#)
[SI83412BAA-KIT](#) [MIKROE-5294](#) [MIKROE-5451](#) [MIKROE-5374](#) [APEK49406GES-01-T](#) [AP61300QZ6-EVM](#) [MIKROE-5019](#)
[BTG70902EPLDAUGHBRDTOBO1](#) [5650](#) [TAB-48017](#) [APEK89307KET-01-T](#) [MIKROE-5510](#) [64010](#) [EVAL6EDL04I065PRTOBO1](#)
[LT8648SJV#WPBF](#) [LT8648SEV#WPBF](#) [EVB81340-100W](#) [RTKA489EPRDK0010BU](#) [RB-TO2S2](#) [RB-TSR1S2](#) [RDP-02](#) [RDP-11](#) [AS-212](#)
[MCP1630RD-NMC1](#)