



MBRD2040T(D) THRU MBRD20200T(D)

Reverse Voltage -40 to 200 Volts Forward Current - 20.0 Ampere

SCHOTTKY BARRIER GLASS PASSIVATED RECTIFIERS


FEATURES

- ◆ High current capability
- ◆ Low forward voltage drop
- ◆ Low power loss, high efficiency
- ◆ High surge capability
- ◆ High temperature soldering guaranteed
- ◆ Mounting position: any

TO-251(I-PAK)



TO-252(D-PAK)



MECHANICAL DATA

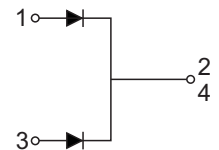
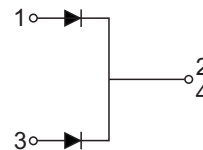
Case: TO-251/252 molded plastic body

Terminals: Plated axial leads, solderable per MIL-STD-750, Method 2026

Polarity: Color band denotes cathode end

Mounting Position: Any

Weight: 0.0141 ounce (approx), 0.4 grams (approx)



PACKAGE SPECIFICATIONS

Package	Reel Size	Reel DIA. (mm)	Q'TY/Reel (pcs)	Box Size (mm)	QTY/Box (pcs)	Carton Size (mm)	Q'TY/Carton (pcs)
TO-251	13'	330	2500	340×336×29	2500	353×346×365	25000
TO-252	13'	330	2500	340×336×29	2500	353×346×365	25000

MAXIMUM RATINGS AND ELECTRICAL CHARACTERISTICS

Ratings at 25°C ambient temperature unless otherwise specified.

Single phase half-wave 60Hz, resistive or inductive load, for capacitive load current derate by 20%.

MCHARACTERISTICS	TO-251	MBRD 2040T	MBRD 2045T	MBRD 2060T	MBRD 20100T	MBRD 20150T	MBRD 20200T	UNITS
	TO-252	MBRD 2040D	MBRD 2045D	MBRD 2060D	MBRD 20100D	MBRD 20150D	MBRD 20200D	
Maximum repetitive peak reverse voltage	V _{RRM}	40	45	60	100	150	200	V
Maximum RMS voltage	V _{RMS}	28	31.5	42	70	105	140	V
Maximum DC blocking voltage	V _{DC}	40	45	60	100	150	200	V
Maximum average forward rectified current	I _(AV)	20.0						A
Peak forward surge current 8.3ms single half sine-wave superimposed on rated load (JEDEC Method)	I _{FSM}	150						A
Maximum instantaneous forward voltage at 20.0A	V _F	0.70		0.75	0.85	0.90	0.92	V
Maximum DC reverse current T _A =25℃ at rated DC blocking voltage T _A =125℃	I _R	0.1 20			0.05 20			mA
Typical junction capacitance (NOTE 1)	C _J	600		400				pF
Typical thermal resistance (NOTE 2)	R _{θJA}	45						℃/W
Operating junction and storage temperature range	T _J ,T _{STG}	-55 to +150						℃

Note: 1. Measured at 1.0MHz and applied reverse voltage of 4.0V D.C.

2. Mounted on 10cm x 10cm x 1mm copper pad area

3. The typical data above is for reference only.



MBRD2040T(D) THRU MBRD20200T(D)

Reverse Voltage -40 to 200 Volts Forward Current - 20.0 Ampere

Rating and Characteristic Curves

Fig.1 TYPICAL FORWARD CURRENT DERATING CURVE

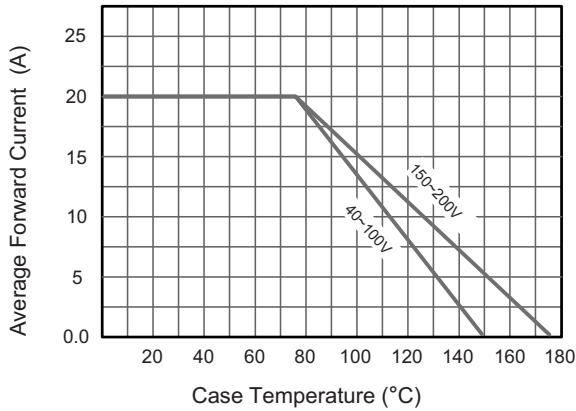


Fig.2 Typical Reverse Characteristics

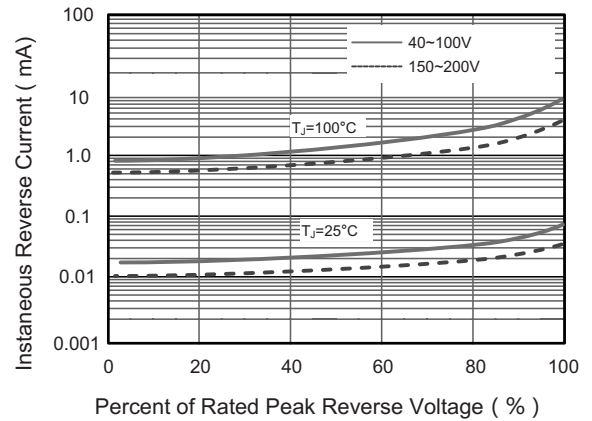


Fig.3 Typical Forward Characteristic

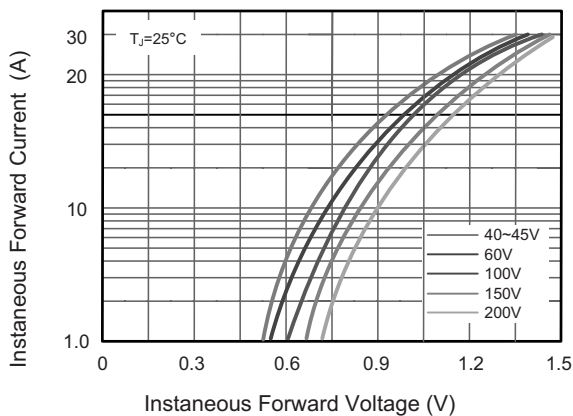


Fig.4 Typical Junction Capacitance

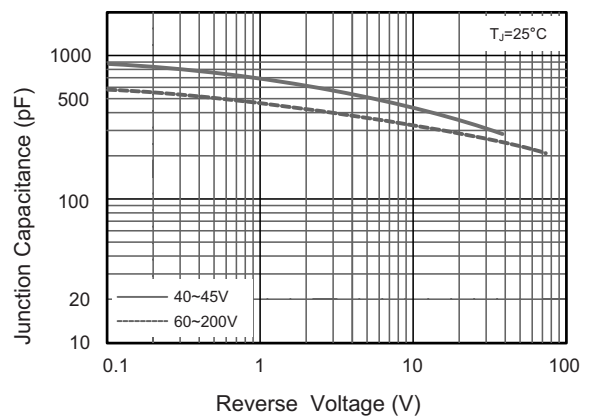


Fig.5 Maximum Non-Repetitive Peak Forward Surge Current

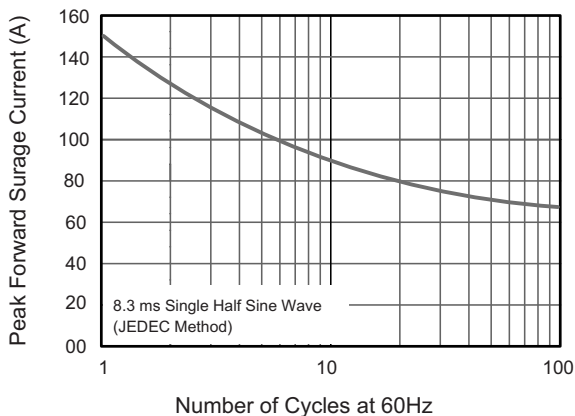
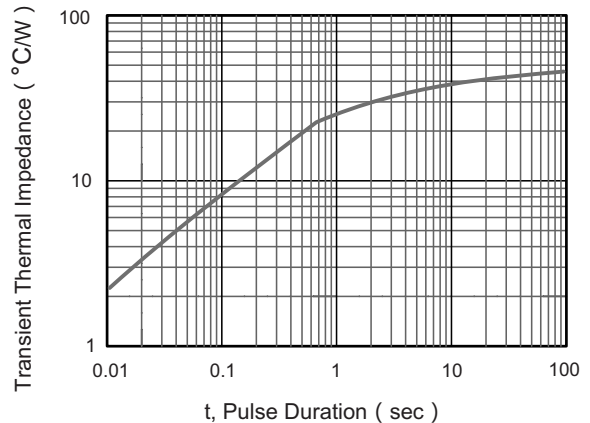


Fig.6- Typical Transient Thermal Impedance



The curve above is for reference only.

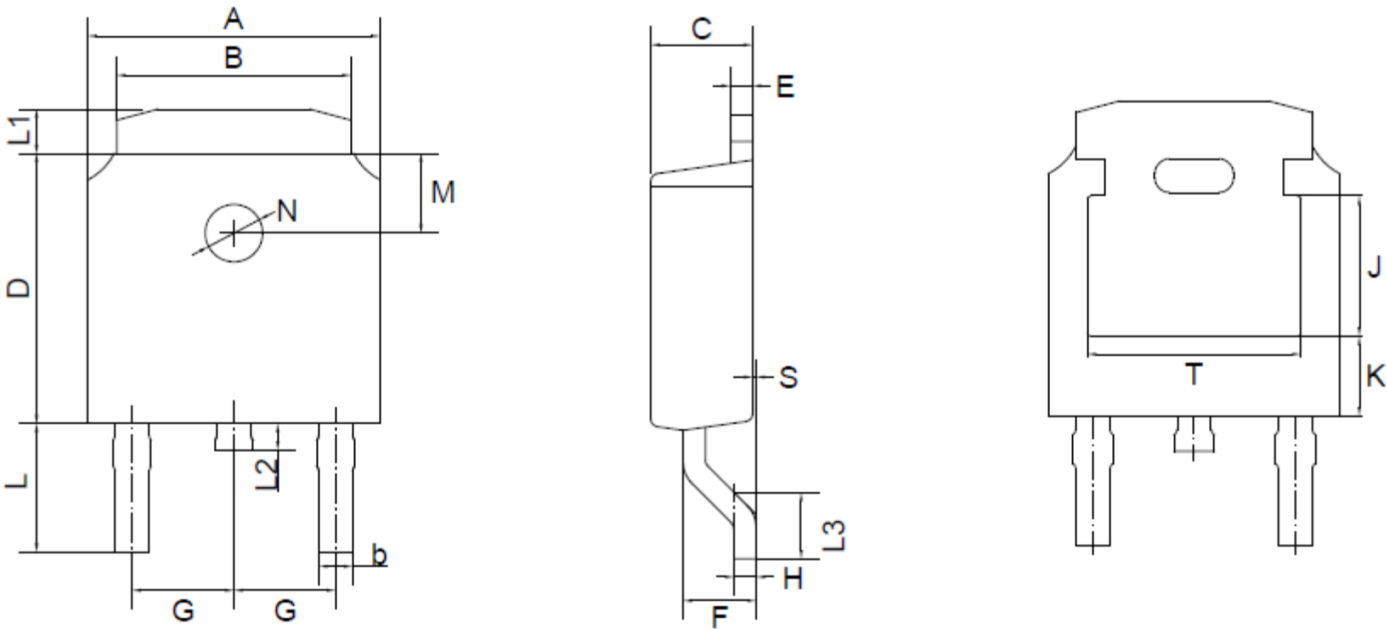


MBRD2040T(D) THRU MBRD20200T(D)

Reverse Voltage -40 to 200 Volts Forward Current - 20.0 Ampere

Outlitne Drawing

TO-252(D-PAK) Package Outline Dimensions



TO-252(D-PAK) mechanical data

UNIT		A	B	b	C	D	E	F	G	H	L	L1	L2	L3	S	M	N	J	K	T
mm	max	6.7	5.5	0.8	2.5	6.3	0.6	1.8	2.29	0.55	3.1	1.2	1.0	1.75	0.1	1.8	1.3	3.16	1.80	4.83
	min	6.3	5.1	0.3	2.1	5.9	0.4	1.3	TYPICAL	0.45	2.7	0.8	0.6	1.40	0.0	TYPICAL	TYPICAL	ref.	ref.	ref.
mil	max	264	217	31	98	248	24	71	90	22	122	47	39	69	4	71	51	124	71	190
	min	248	201	12	83	232	16	51	TYPICAL	18	106	31	24	55	0	TYPICAL	TYPICAL	ref.	ref.	ref.

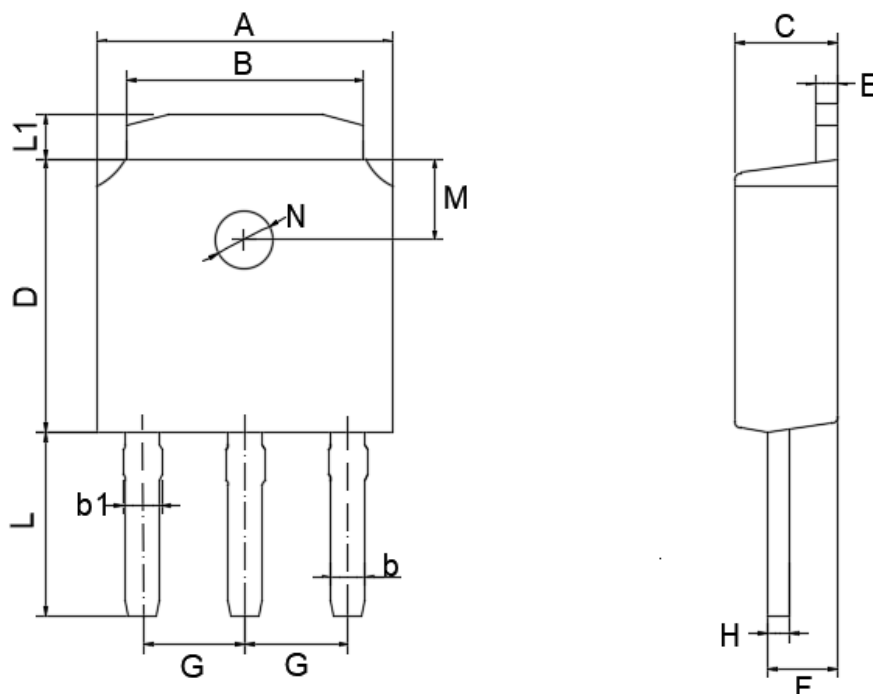


MBRD2040T(D) THRU MBRD20200T(D)

Reverse Voltage -40 to 200 Volts Forward Current - 20.0 Ampere

Outlitne Drawing

TO-251(I-PAK) Package Outline Dimensions



TO-251(I-PAK) mechanical data

UNIT		A	B	b	b1	C	D	E	F	G	H	L	L1	M	N
mm	max	6.70	5.50	0.80	0.90	2.50	6.30	0.60	1.80	2.29	0.55	4.30	1.20	1.8	1.3
	min	6.30	5.10	0.30	0.76	2.10	5.90	0.40	1.30	TYPICAL	0.45	3.90	0.80	TYPICAL	TYPICAL
mil	max	264	217	31	35	98	248	24	71	90	22	169	47	71	51
	min	248	201	12	30	83	232	16	51	TYPICAL	18	154	31	TYPICAL	TYPICAL

Important Notice and Disclaimer

Microdiode Electronics (Jiangsu) reserves the right to make changes to this document and its products and specifications at any time without notice. Customers should obtain and confirm the latest product information and specifications before final design,purchase or use.

Microdiode Electronics (Jiangsu) makes no warranty, representation or guarantee regarding the suitability of its products for any particular purpose, not does Microdiode Electronics (Jiangsu) assume any liability for application assistance or customer product design. Microdiode Electronics (Jiangsu) does not warrant or accept any liability with products which are purchased or used for any unintended or unauthorized application.

No license is granted by implication or otherwise under any intellectual property rights of Microdiode Electronics (Jiangsu).

Microdiode Electronics (Jiangsu) products are not authorized for use as critical components in life support devices or systems without express written approval of Microdiode Electronics (Jiangsu).

X-ON Electronics

Largest Supplier of Electrical and Electronic Components

Click to view similar products for [Schottky Diodes & Rectifiers](#) category:

Click to view products by [Microdiode Electronics](#) manufacturer:

Other Similar products are found below :

[MA4E2039](#) [MA4E2508M-1112](#) [MBR10100CT-BP](#) [MBR1545CT](#) [MMBD301M3T5G](#) [GS1JE-TP](#) [RB160M-50TR](#) [BAS16E6433HTMA1](#)
[BAS 3010S-02LRH E6327](#) [BAT 54-02LRH E6327](#) [NSR05F40QNXT5G](#) [NSVR05F40NXT5G](#) [NTE555](#) [JANS1N6640](#) [SB07-03C-TB-H](#)
[SK310-T](#) [SK33A-TP](#) [SK34B-TP](#) [SS3003CH-TL-E](#) [PDS3100Q-7](#) [GA01SHT18](#) [CRS10I30A\(TE85L,QM](#) [MA4E2501L-1290](#)
[MBRB30H30CT-1G](#) [DMJ3940-000](#) [SB007-03C-TB-E](#) [SK32A-TP](#) [SK33B-TP](#) [SK35A-TP](#) [SK38B-LTP](#) [SK38B-TP](#) [NRVBM120LT1G](#)
[NTE505](#) [NTSB30U100CT-1G](#) [VS-6CWQ10FNHM3](#) [CRG04\(T5L,TEMQ\)](#) [ACDBA1100LR-HF](#) [ACDBA1200-HF](#) [ACDBA2100-HF](#)
[ACDBA240-HF](#) [ACDBA3100-HF](#) [CDBQC0530L-HF](#) [ACDBA260LR-HF](#) [ACDBA1100-HF](#) [MA4E2502L-1246](#) [10BQ060-M3/5BT](#)
[NRVB130LSFT1G](#) [CRS08TE85LQM](#) [PMAD1108-LF](#) [B120Q-13-F](#)