

SMA Surface Mount Schottky Barrier Rectifier

Features

- Guardring for overvoltage protection
- High forward surge current capability
- Low VF
- Metal silicon junction, majority carrier conduction
- Meets MSL level 1, per J-STD-020, LF maximum peak of 260°C

Reverse Voltage
40 ~ 100 V
Forward Current
2 Ampere


Applications

For use in low voltage,high frequency inverters,free wheeling,and polarity protection applications.

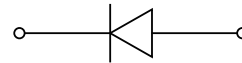
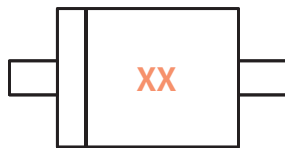
Mechanical Data

- Case: DO-214AC(SMA)
Molding compound meets UL 94V-0 flammability rating, RoHS-compliant, halogen-free
- Terminals: Solder plated, solderable per MIL-STD-750,Method 2026
- Polarity: Cathode line denotes the cathode end

DO-214AC(SMA)



Function Diagram



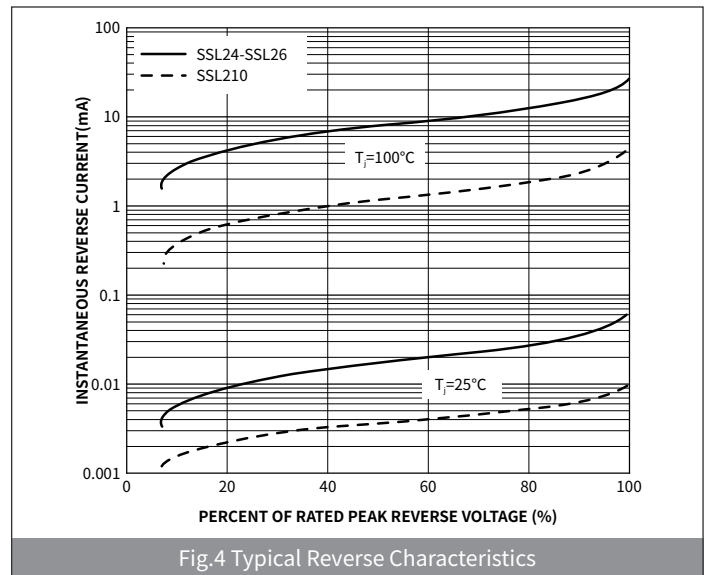
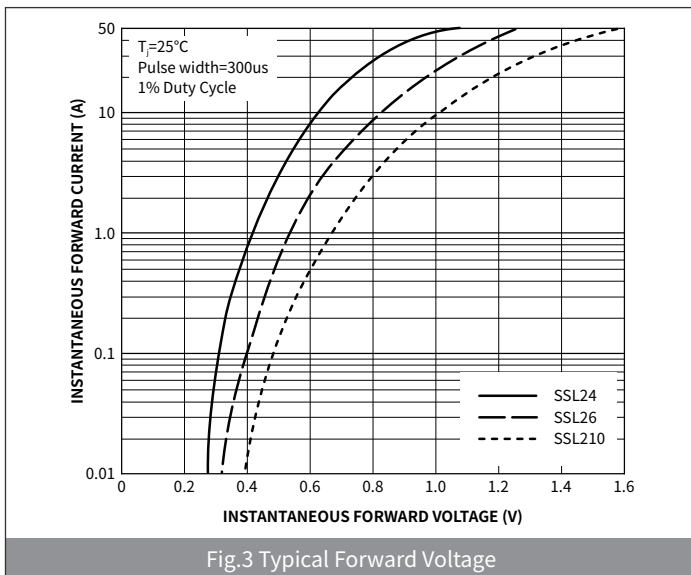
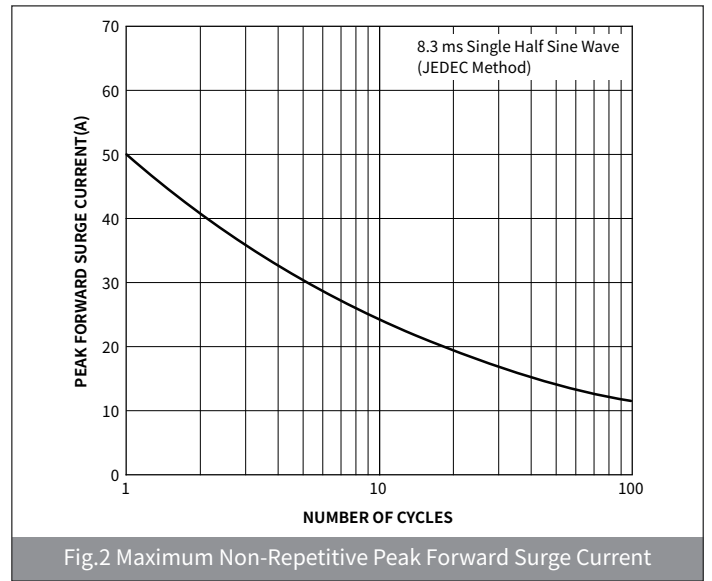
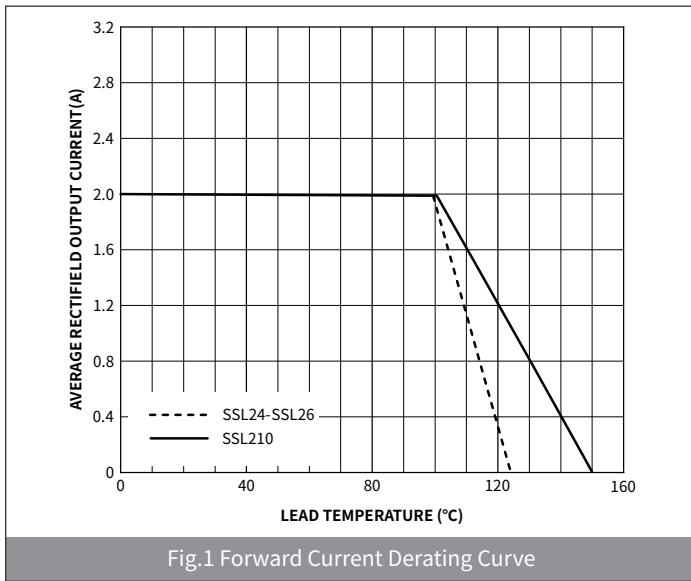
Maximum Ratings (Ta=25°C Unless otherwise specified)

PARAMETER	SYMBOL	UNIT	SSL24	SSL26	SSL210
Device marking code			SSL24	SSL26	SSL210
Maximum Repetitive Peak Reverse Voltage	V_{RRM}	V	40	60	100
Maximum RMS Voltage	V_{RMS}	V	28	42	70
Maximum DC blocking Voltage	V_{DC}	V	40	60	100
Maximum Average Forward Rectified Current @60Hz sine wave, Resistance load,TL (Fig.1)	$I_{F(AV)}$	A	2.0		
Non-repetitive Peak Forward Surge Current @ t=8.3ms Half-sine wave	I_{FSM}	A	50		
Storage temperature	T_{stg}	°C	-55 ~ +150		
Junction temperature	T_j	°C	-55 ~ +125		-55 ~ +150
Typical Thermal Resistance	$R_{\theta J-A}$	°C /W	80		
	$R_{\theta J-L}$	°C /W	25		

● Electrical Characteristics (Ta=25°C Unless otherwise noted)

PARAMETER	TEST CONDITIONS	SYMBOL	UNIT	SSL24	SSL26	SSL210
Maximum instantaneous forward voltage	$I_F=2.0A$	V_F	V	0.55	0.7	0.85
Maximum DC reverse current at rated DC blocking voltage	$V_R=V_{DC}, T_A=25^\circ C$	I_{R1}	mA	0.5		0.05
	$V_R=V_{DC}, T_A=100^\circ C$	I_{R2}		50		10
Typical junction capacitance	4.0V DC, 1MHz	C_J	pF	290	130	110

● Ratings And Characteristics Curves (Ta=25°C Unless otherwise specified)



SSL24 THRU SSL210

SURFACE MOUNT SCHOTTKY BARRIER RECTIFIER

● Ordering Information

PACKAGE	PACKAGE CODE	UNIT WEIGHT(g)	REEL(pcs)	BOX(pcs)	CARTON(pcs)	DELIVERY MODE
SMA	R2	0.07	5000	10000	80000	11"
SMA	R3	0.07	7500	15000	120000	13"

● Package Outline Dimensions (SMA/DO-214AC)

Symbol	Dimensions			
	Millimeters		Inches	
	Min.	Max.	Min.	Max.
A	1.25	1.65	0.049	0.065
B	3.95	4.65	0.156	0.183
C	2.35	2.85	0.093	0.112
D	1.98	2.41	0.078	0.095
E	0.76	1.52	0.030	0.060
F	-	0.203	-	0.008
G	4.70	5.30	0.185	0.209
H	0.15	0.31	0.006	0.012

● Suggested Pad Layout

Symbol	Dimensions			
	Millimeters		Inches	
	Min.	Max.	Min.	Max.
M	1.70	-	0.067	-
J	2.10	-	0.082	-
K	-	2.30	-	0.090

X-ON Electronics

Largest Supplier of Electrical and Electronic Components

Click to view similar products for [Schottky Diodes & Rectifiers](#) category:

Click to view products by [hongjiacheng](#) manufacturer:

Other Similar products are found below :

[MA4E2039](#) [MMBD301M3T5G](#) [RB160M-50TR](#) [D83C](#) [RKS100KG#P1](#) [BAS 3010S-02LRH E6327](#) [BAT 54-02LRH E6327](#)
[NRVBAF360T3G](#) [NSR05F40QNXT5G](#) [NTE555](#) [SB10-04A3-BT](#) [SBM30-03-TR-E](#) [SBS811-S-TL-E](#) [SBS818-TL-E](#) [SS3003CH-TL-E](#)
[STPS30S45CW](#) [GA01SHT18](#) [CRS10I30A\(TE85L,QM](#) [MBRB30H30CT-1G](#) [BAT 15-04R E6152](#) [IDL08G65C5](#) [JANTX1N5712-1](#) [SB007-](#)
[03C-TB-E](#) [SB10015M-TL-E](#) [NRVBB20100CTT4G](#) [NRVBM120LT1G](#) [NTSB30U100CT-1G](#) [STPS40SM100CG-TR](#) [CRG04\(T5L,TEMQ\)](#)
[ACDBA240-HF](#) [CDBQC0530L-HF](#) [STPS40SM120CTN](#) [NRVBM120ET1G](#) [STPS2545CGY-TR](#) [B160BQ-13-F](#) [SDM05U20CSP-7](#) [BAS 70-](#)
[07 E6433](#) [HSM560Je3/TR13](#) [HSM190Je3/TR13](#) [B330AF-13](#) [ACDBUC0230-HF](#) [MBR10200CTF-G1](#) [CDLL5712](#) [DMF2822-000](#) [VS-](#)
[50WQ04FNTRL-M3](#) [1N5817-G](#) [B350AF-13](#) [MF300A06F2](#) [SEMIX302KD16S](#) [5082-2835](#)