



### ■ Features

- Low forward voltage drop.
- Excellent high temperature stability.
- Fast switching capability.
- Suffix "G" indicates Halogen-free part, ex. CP10S45SG.
- Lead-free parts meet environmental standards of MIL-STD-19500 /228

### ■ Mechanical data

- Epoxy : UL94-V0 rated flame retardant.
- Case : Molded plastic, TO-277.
- Lead : Solder plated, solderable per MIL-STD-750, Method 2026.
- Polarity: Indicated by cathode band.
- Mounting Position : Any.
- Weight : Approximated 0.093 grams.

**VOLTAGE RANGE** 150 -200 Volts  
**CURRENT** 20.0 Ampere



## MAXIMUM RATINGS AND ELECTRICAL CHARACTERISTICS

Rating 25 °C ambient temperature unless otherwise specified.  
 Single phase half wave, 60Hz, resistive or inductive load.  
 For capacitive load, derate current by 20%.

TYPE NUMBER	SB20150	SB20200	UNITS
Maximum Recurrent Peak Reverse Voltage	150	200	V
Maximum RMS Voltage	105	140	V
Maximum DC Blocking Voltage	150	200	V
Maximum Average Forward Rectified Current	20.0		A
See Fig. 1			
Peak Forward Surge Current, 8.3 ms single half sine-wave superimposed on rated load (JEDEC method)	200		A
Maximum Instantaneous Forward Voltage at 10.0A	0.92		V
Maximum DC Reverse Current Ta=25°C	0.02		mA
at Rated DC Blocking Voltage Ta=125°C	2		mA
Typical Junction Capacitance (Note1)	680		pF
Typical Thermal Resistance R JA (Note 2)	60		°C/W
Operating Temperature Range Tj	-55 to +175		°C
Storage Temperature Range Tstg	-55 to +175		°C

Note : 1.FR-4 PCB, 2oz.Copper.  
 2.Polyimide PCB, 2oz.Copper.Cathode pad dimensions 18.8mm x 14.4mm.Anode pad dimensions 5.6mm x 14.4mm.

# RATING AND VCHARACTERISTIC CURVES(SB20150 THRU SB20200)

FIG.1-TYPICAL FORWARD CURRENT DERATING CURVE

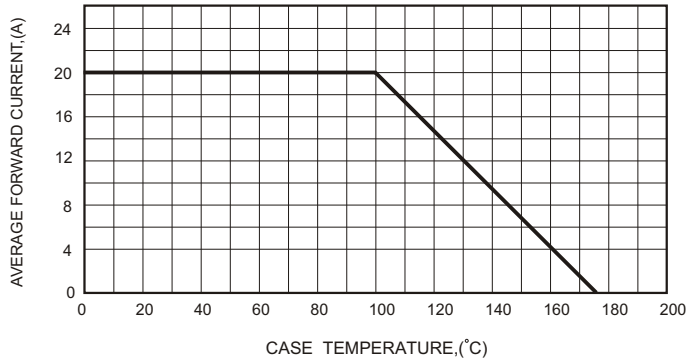


FIG.2-TYPICAL FORWARD CHARACTERISTICS

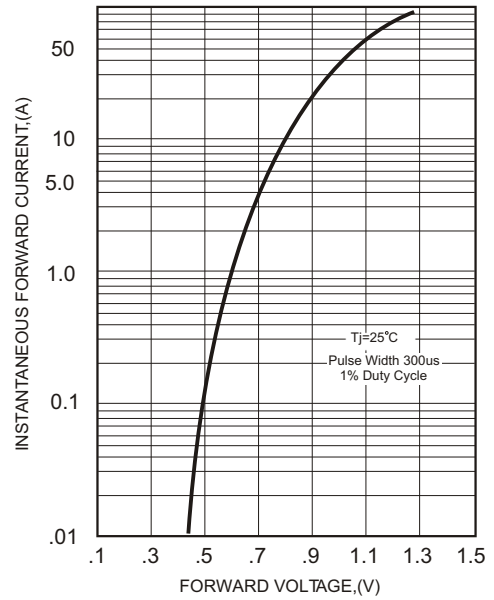


FIG.3-MAXIMUM NON-REPETITIVE FORWARD SURGE CURRENT

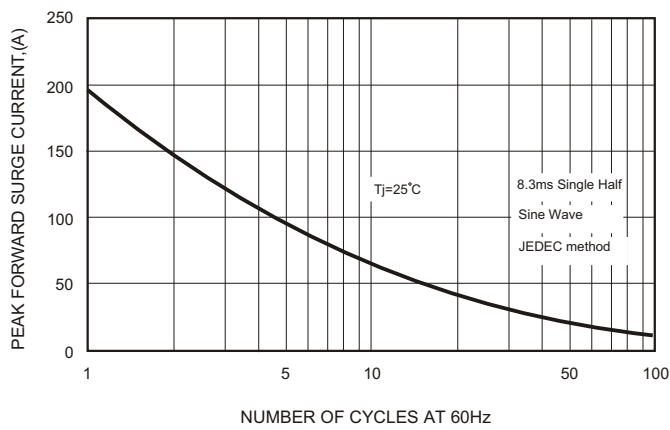


FIG.4-TYPICAL JUNCTION CAPACITANCE

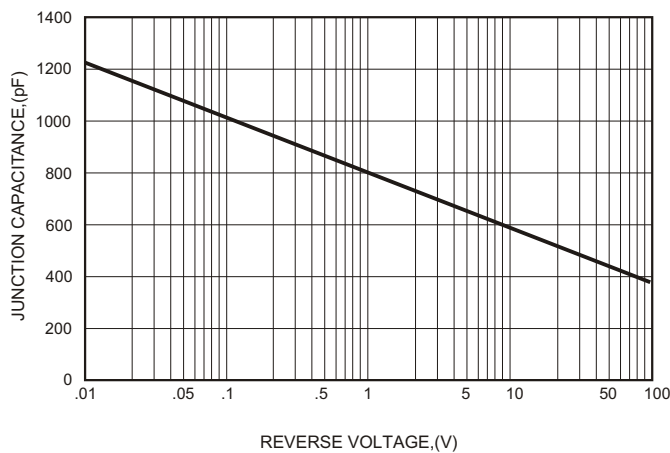
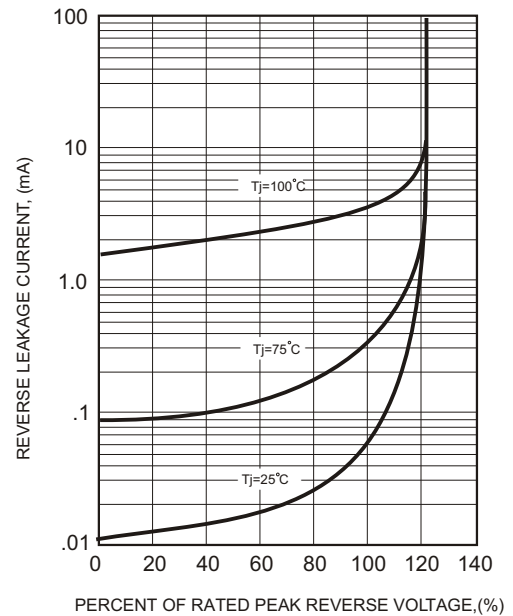


FIG.5 - TYPICAL REVERSE CHARACTERISTICS



## X-ON Electronics

Largest Supplier of Electrical and Electronic Components

*Click to view similar products for [Schottky Diodes & Rectifiers](#) category:*

*Click to view products by [GOODWORK](#) manufacturer:*

Other Similar products are found below :

[MA4E2039](#) [MMBD301M3T5G](#) [RB160M-50TR](#) [D83C](#) [RKS100KG#P1](#) [BAS 3010S-02LRH E6327](#) [BAT 54-02LRH E6327](#)

[NRVBAF360T3G](#) [NSR05F40QNXT5G](#) [NTE555](#) [SB10-04A3-BT](#) [SBS811-S-TL-E](#) [SBS818-TL-E](#) [SS3003CH-TL-E](#) [STPS30S45CW](#)

[GA01SHT18](#) [CRS10I30A\(TE85L,QM](#) [MBRB30H30CT-1G](#) [BAT 15-04R E6152](#) [IDL08G65C5](#) [JANTX1N5712-1](#) [SB007-03C-TB-E](#)

[SB10015M-TL-E](#) [NRVBB20100CTT4G](#) [NRVBM120LT1G](#) [NTSB30U100CT-1G](#) [STPS40SM100CG-TR](#) [CRG04\(T5L,TEMQ\)](#) [ACDBA240-](#)

[HF](#) [CDBQC0530L-HF](#) [STPS40SM120CTN](#) [NRVBM120ET1G](#) [STPS2545CGY-TR](#) [B160BQ-13-F](#) [SDM05U20CSP-7](#) [BAS 70-07 E6433](#)

[HSM560Je3/TR13](#) [HSM190Je3/TR13](#) [B330AF-13](#) [ACDBUC0230-HF](#) [MBR10200CTF-G1](#) [CDLL5712](#) [DMF2822-000](#) [VS-50WQ04FNTRL-](#)

[M3](#) [1N5817-G](#) [B350AF-13](#) [MF300A06F2](#) [SEMIX302KD16S](#) [5082-2835](#) [DMF3926-000](#)