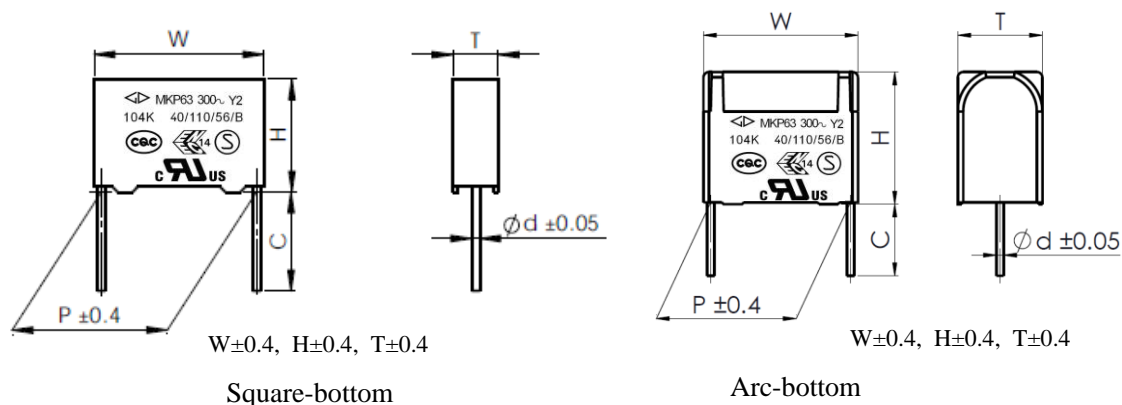


Metallized polypropylene film interference suppression capacitor (Class Y2, 300Vac)
■ Outline Drawing

■ Features

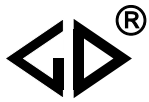
- AEC-Q200 qualified
- Withstanding overvoltage stressing
- Excellent active and passive flame resistant abilities
- Widely used in across-the-line, line-by-pass, antenna Coupling interference suppression circuit, etc.

■ Safety Approvals

●		CQC	IEC 60384-14:2013+AMD1:2016, Y2, 300Vac/1000Vdc, 0.001 μ F~1.0 μ F, 40/110/56/B Certificate No.: CQC04001009958
●		ENEC-SEMKO	EN 60384-14:2013+A1:2016, Y2, 300 Vac/1000Vdc, 0.001 μ F~1.0 μ F, 40/110/56/B Certificate No.: SE/0366-2D
●		UL/CUL	UL60384-14:2016, CSA E60384-14:14, Y2, 300Vac/1000Vdc, 0.001 μ F~1.0 μ F, 40/110/56/B File No.: E186600, CCN: FOWX2/8
●		KC	K60384-14(2006-12), Y2, 300Vac, 0.001 μ F~0.1 μ F, 40/110/56/B Certificate No.: SU03060-12005

■ Specifications

Class	Class Y2	
Climatic Category / Passive Flammability Category	40/110/56/B	
Operating Temperature Range	-40°C ~ +110°C	
Rated Voltage (U_R)	300Vac, 50/60Hz	
Rated DC voltage	1 000Vdc	
Capacitance Range	0.0010 μ F~1.0 μ F	
Capacitance Tolerance	$\pm 10\%$ (K), $\pm 20\%$ (M)	
Voltage Proof	Between Terminals:	2 000Vac(2s) or 4 000Vdc(2s) $C_N \leq 0.33\mu F$ 3 700Vdc(2s) $C_N > 0.33\mu F$
	Between Terminals To Case:	2 500Vac(1min)
Insulation Resistance	$R \geq 15\ 000M\Omega$, $C_N \leq 0.33\mu F$ $RC_N \geq 5\ 000s$, $C_N > 0.33\mu F$ (20°C, 100V, 1min)	
Dissipation Factor	$\leq 30 \times 10^{-4}$ (1kHz, 20°C)	$\leq 40 \times 10^{-4}$ (10kHz, 20°C)



Part number system

The 15 digits part number is formed as follow:

1	2	3	4	5	6	7	8	9	10	11	12	13	14	15
D	4	3												

Digit 1 to 3 Series code

D43=MKP63(Automotive grade parts)

Digit 4 to 5 A.C. rated voltage

Q1=300V

Digit 6 to 8 Rated capacitance value

For example : 103=10×10³ pF= 0.01μF

Digit 9 Capacitance tolerance

K=±10%, M=±20%

Digit 10 Pitch

3=7.5mm 4=10mm 6=15mm

9=22.5mm B=27.5mm F=37.5mm

Digit 11 Internal use

Digit 12 to 15 Lead form and packaging code

Table 1 Lead form and packaging code

Digit 12		Digit 13		Digit 14		Digit 15	
code	explanation	code	explanation	code	explanation	code	explanation
A	ammo-pack	3	F=7.5mm	0	Straight	1	each cap. among two consecutive holes P3=12.7mm,H=18.5mm (For P=7.5mm) P3=25.4mm;H=18.5mm (For pitch=10/15mm) (Detail parameter refer to page 11)
		4	F=10.0mm			5	
		6	F=15.0mm				
C	straight lead "C" in the figure above	code	explanation	0		0	Length tolerance ±0.5mm or standard length Length tolerance ±0.3mm
		00	standard lead length (18mm~26mm)				
		45	lead length 4.5mm				
		35	lead length 3.5mm				
32	lead length 3.2mm						
Note: Recommend short lead due to long lead could deform easily.							



■ Dimensions(mm)

Standard type

300Vac							300Vac						
C _N (μF)	W	H	T	P	d	Part number	C _N (μF)	W	H	T	P	d	Part number
0.0010	10.5	9.0	4.0	7.5	0.6	D43Q1102-30****	0.10	26.5	17.0	8.5	22.5	0.8	D43Q1104-9S****
0.0012	10.5	9.0	4.0	7.5	0.6	D43Q1122-30****	0.12	26.5	17.0	8.5	22.5	0.8	D43Q1124-9S****
0.0015	10.5	9.0	4.0	7.5	0.6	D43Q1152-30****	0.15	26.5	18.5	10.0	22.5	0.8	D43Q1154-9S****
0.0018	10.5	9.0	4.0	7.5	0.6	D43Q1182-30****	0.18	26.5	20.0	11.0	22.5	0.8	D43Q1184-9S****
0.0022	10.5	9.0	4.0	7.5	0.6	D43Q1222-30****	0.22	26.5	22.0	12.0	22.5	0.8	D43Q1224-9S****
0.0027	10.5	9.0	4.0	7.5	0.6	D43Q1272-30****	0.27	26.5	23.0	13.5	22.5	0.8	D43Q1274-9S****
0.0033	10.5	11.0	5.0	7.5	0.6	D43Q1332-30****	0.33	26.5	24.5	15.5	22.5	0.8	D43Q1334-9S****
0.0039	10.5	11.0	5.0	7.5	0.6	D43Q1392-30****	0.33	26.5	29.5	14.5	22.5	0.8	D43Q1334-9A****
0.0047	10.5	12.0	6.0	7.5	0.6	D43Q1472-30****	0.39M	26.5	29.5	14.5	22.5	0.8	D43Q1394M9S****
0.0056	10.5	12.0	6.0	7.5	0.6	D43Q1562-30****	0.10	32.0	18.0	9.0	27.5	0.8	D43Q1104-B0****
0.0010	13.0	9.0	4.0	10.0	0.6	D43Q1102-40****	0.12	32.0	18.0	9.0	27.5	0.8	D43Q1124-B0****
0.0012	13.0	9.0	4.0	10.0	0.6	D43Q1122-40****	0.15	32.0	18.0	9.0	27.5	0.8	D43Q1154-BS****
0.0015	13.0	9.0	4.0	10.0	0.6	D43Q1152-40****	0.15	32.0	12.0	18.0	27.5	0.8	D43Q1154-BC****
0.0018	13.0	9.0	4.0	10.0	0.6	D43Q1182-40****	0.18	32.0	20.0	11.0	27.5	0.8	D43Q1184-BS****
0.0022	13.0	9.0	4.0	10.0	0.6	D43Q1222-40****	0.22	32.0	20.0	11.0	27.5	0.8	D43Q1224-BS****
0.0027	13.0	9.0	4.0	10.0	0.6	D43Q1272-40****	0.22M	32.0	12.0	18.0	27.5	0.8	D43Q1224MBC****
0.0033	13.0	9.0	4.0	10.0	0.6	D43Q1332-40****	★0.22K	32.0	12.0	22.0	27.5	0.8	D43Q1224KBC****
0.0039	13.0	9.0	4.0	10.0	0.6	D43Q1392-40****	0.27M	32.0	20.0	11.0	27.5	0.8	D43Q1274MBS****
0.0047	13.0	11.0	5.0	10.0	0.6	D43Q1472-40****	0.27K	32.0	22.0	13.0	27.5	0.8	D43Q1274KBS****
0.0056	13.0	11.0	5.0	10.0	0.6	D43Q1562-41****	0.33M	32.0	22.0	13.0	27.5	0.8	D43Q1334MBS****
0.0068	13.0	11.0	5.0	10.0	0.6	D43Q1682-41****	0.33K	32.0	25.0	13.0	27.5	0.8	D43Q1334KBS****
0.0068	13.0	7.5	9.5	10.0	0.6	D43Q1682-4C****	0.33K	32.0	24.5	15.0	27.5	0.8	D43Q1334KBA****
0.0082	13.0	12.0	6.0	10.0	0.6	D43Q1822-40****	0.33M	32.0	15.0	21.0	27.5	0.8	D43Q1334MBC****
0.010	13.0	12.0	6.0	10.0	0.6	D43Q1103-40****	0.39	32.0	24.5	15.0	27.5	0.8	D43Q1394-BA****
0.015	13.0	12.0	6.0	10.0	0.6	D43Q1153-4S****	0.39	32.0	28.0	14.0	27.5	0.8	D43Q1394-BS****
0.0022	17.5	9.5	5.0	15.0	0.6	D43Q1222-60****	0.47M	32.0	24.5	15.0	27.5	0.8	D43Q1474MBA****
0.0027	17.5	9.5	5.0	15.0	0.6	D43Q1272-61****	0.47M	32.0	28.0	14.0	27.5	0.8	D43Q1474MBS****
0.0033	17.5	9.5	5.0	15.0	0.6	D43Q1332-61****	0.47K	32.0	30.0	16.0	27.5	0.8	D43Q1474KBS****
0.0039	17.5	9.5	5.0	15.0	0.6	D43Q1392-61****	0.47K	32.0	28.0	17.0	27.5	0.8	D43Q1474KBA****
0.0047	17.5	9.5	5.0	15.0	0.6	D43Q1472-61****	★0.47	32.0	16.0	27.5	27.5	0.8	D43Q1474-BC****
0.0056	17.5	9.5	5.0	15.0	0.6	D43Q1562-61****	0.56	32.0	30.0	16.0	27.5	0.8	D43Q1564-BS****
0.0068	17.5	9.5	5.0	15.0	0.6	D43Q1682-61****	0.56	32.0	28.0	17.0	27.5	0.8	D43Q1564-BA****
0.0082	17.5	9.5	5.0	15.0	0.6	D43Q1822-61****	0.68M	32.0	29.0	19.0	27.5	0.8	D43Q1684MBA****
0.010	17.5	9.5	5.0	15.0	0.6	D43Q1103-6S****	0.68K	32.0	30.0	21.0	27.5	0.8	D43Q1684KBA****
0.012	17.5	11.0	5.0	15.0	0.6	D43Q1123-6S****	0.68	32.0	33.0	18.0	27.5	0.8	D43Q1684-BS****
0.015	17.5	11.0	5.0	15.0	0.6	D43Q1153-6S****	★0.68	32.0	18.5	31.0	27.5	0.8	D43Q1684-BC****
0.018M	17.5	11.0	5.0	15.0	0.6	D43Q1183M6S****	★0.82M	32.0	18.5	31.0	27.5	0.8	D43Q1824MBC****
0.018K	17.5	12.0	6.0	15.0	0.6	D43Q1183K6S****	0.82M	32.0	33.0	18.0	27.5	0.8	D43Q1824MBS****
0.022	17.5	12.0	6.0	15.0	0.6	D43Q1223-6S****	0.82K	32.0	37.0	22.0	27.5	0.8	D43Q1824KBS****
0.027M	17.5	12.0	6.0	15.0	0.6	D43Q1273M6S****	1.0	32.0	37.0	22.0	27.5	0.8	D43Q1105-BS****
0.027K	17.5	12.0	7.0	15.0	0.6	D43Q1273K6S****	0.33	41.0	22.0	11.0	37.5	1.0	D43Q1334-FS****
0.033	17.5	13.5	7.5	15.0	0.6	D43Q1333-6S****	0.39M	41.0	22.0	11.0	37.5	1.0	D43Q1394MFS****
0.033	17.5	12.5	9.0	15.0	0.6	D43Q1333-6A****	0.39K	41.0	24.0	13.0	37.5	1.0	D43Q1394KFS****
0.039	17.5	13.5	7.5	15.0	0.6	D43Q1393-6S****	0.47	41.0	24.0	13.0	37.5	1.0	D43Q1474-FS****
0.039	17.5	12.5	9.0	15.0	0.6	D43Q1393-6A****	0.47	42.0	15.0	24.0	37.5	1.0	D43Q1474-FC****
0.047	17.5	14.5	8.5	15.0	0.6	D43Q1473-6S****	0.56	41.0	26.0	15.0	37.5	1.0	D43Q1564-FS****
0.047	17.5	12.0	13.0	15.0	0.8	D43Q1473-6C****	0.56	42.0	28.0	14.0	37.5	1.0	D43Q1564-FA****
0.056	17.5	16.0	10.0	15.0	0.8	D43Q1563-6S****	0.68M	41.0	26.0	15.0	37.5	1.0	D43Q1684MFA****
0.068	17.5	16.0	10.0	15.0	0.8	D43Q1683-6S****	0.68M	42.0	28.0	14.0	37.5	1.0	D43Q1684MFS****
0.082	17.5	19.0	11.0	15.0	0.8	D43Q1823-6S****	0.68K	41.0	30.0	16.0	37.5	1.0	D43Q1684KFS****
0.033	26.5	15.0	6.0	22.5	0.8	D43Q1333-90****	0.68	42.0	19.0	24.0	37.5	1.0	D43Q1684-FC****
0.039	26.5	15.0	6.0	22.5	0.8	D43Q1393-90****	0.82	41.0	30.0	16.0	37.5	1.0	D43Q1824-FS****
0.047	26.5	15.0	6.0	22.5	0.8	D43Q1473-9S****	0.82M	42.0	19.0	24.0	37.5	1.0	D43Q1824MFC****
0.056	26.5	15.0	6.0	22.5	0.8	D43Q1563-9S****	1.0M	41.0	32.0	17.0	37.5	1.0	D43Q1105MFS****
0.068M	26.5	15.0	6.0	22.5	0.8	D43Q1683M9S****	1.0K	41.0	33.5	18.5	37.5	1.0	D43Q1105KFS****
0.068K	26.5	16.0	7.0	22.5	0.8	D43Q1683K9S****							
0.082	26.5	16.0	7.0	22.5	0.8	D43Q1823-9S****							

- Note: 1. “-”=capacitance tolerance code, M=±20%,K=±10%
 2. “****”=lead form and packaging mode code (refer to table 1)
 3. “★” = Arc bottom of the outer shell.



■ Dimensions(mm)

High performance type

300Vac							300Vac						
C _R (μF)	W	H	T	P	d	Part number	C _R (μF)	W	H	T	P	d	Part number
0.0068	17.5	11.0	5.0	15.0	0.8	D43Q1682-60****	0.15	32.0	20.0	11.0	27.5	0.8	D43Q1154-B0****
0.0082	17.5	11.0	5.0	15.0	0.8	D43Q1822-60****	0.18	32.0	20.0	11.0	27.5	0.8	D43Q1184-B0****
0.010	17.5	11.0	5.0	15.0	0.8	D43Q1103-60****	0.22	32.0	22.0	13.0	27.5	0.8	D43Q1224-B0****
0.012	17.5	12.0	6.0	15.0	0.8	D43Q1123-60****	0.27M	32.0	24.5	15.0	27.5	0.8	D43Q1274MB0****
0.015	17.5	12.0	6.0	15.0	0.8	D43Q1153-60****	0.27K	32.0	28.0	14.0	27.5	0.8	D43Q1274KB0****
0.018	17.5	12.0	6.0	15.0	0.8	D43Q1183-60****	0.33	32.0	28.0	14.0	27.5	0.8	D43Q1334-B0****
0.022	17.5	13.5	7.5	15.0	0.8	D43Q1223-60****	0.39	32.0	33.0	18.0	27.5	0.8	D43Q1394-B0****
0.027M	17.5	13.5	7.5	15.0	0.8	D43Q1273M60****	0.47	32.0	33.0	18.0	27.5	0.8	D43Q1474-B0****
0.027K	17.5	14.5	8.5	15.0	0.8	D43Q1273K60****	0.56	32.0	33.0	18.0	27.5	0.8	D43Q1564-B0****
0.033	17.5	14.5	8.5	15.0	0.8	D43Q1333-60****	0.68K	32.0	37.0	22.0	27.5	0.8	D43Q1684KB0****
0.039M	17.5	14.5	8.5	15.0	0.8	D43Q1393M60****	0.33	41.0	24.0	13.0	37.5	1.0	D43Q1334-F0****
0.039K	17.5	16.0	10.0	15.0	0.8	D43Q1393K60****	0.39	41.0	24.0	13.0	37.5	1.0	D43Q1394-F0****
0.047	17.5	16.0	10.0	15.0	0.8	D43Q1473-60****	0.47K	41.0	26.0	15.0	37.5	1.0	D43Q1474KF0****
0.056	17.5	19.0	11.0	15.0	0.8	D43Q1563-60****	0.56	41.0	30.0	16.0	37.5	1.0	D43Q1564-F0****
0.047	26.5	15.0	6.0	22.5	0.8	D43Q1473-90****	0.68	41.0	30.0	16.0	37.5	1.0	D43Q1684-F0****
0.056	26.5	16.0	7.0	22.5	0.8	D43Q1563-90****	0.82	41.0	33.5	18.5	37.5	1.0	D43Q1824-F0****
0.068	26.5	17.0	8.5	22.5	0.8	D43Q1683-90****	1.0	41.0	37.0	22.0	37.5	1.0	D43Q1105-F0****
0.082	26.5	17.0	8.5	22.5	0.8	D43Q1823-90****							
0.10	26.5	18.5	10.0	22.5	0.8	D43Q1104-90****							
0.12	26.5	18.5	10.0	22.5	0.8	D43Q1124-90****							
0.15	26.5	22.0	12.0	22.5	0.8	D43Q1154-90****							
0.18	26.5	22.0	12.0	22.5	0.8	D43Q1184-90****							
0.22	26.5	24.5	15.5	22.5	0.8	D43Q1224-90****							

- Note: 1. “-”=capacitance tolerance code, M=±20%,K=±10%
 2. “****”=lead form and packaging mode code (refer to table 1)
 3. “★” = Arc bottom of the outer shell.

Maximum permissible voltage change per unit of time

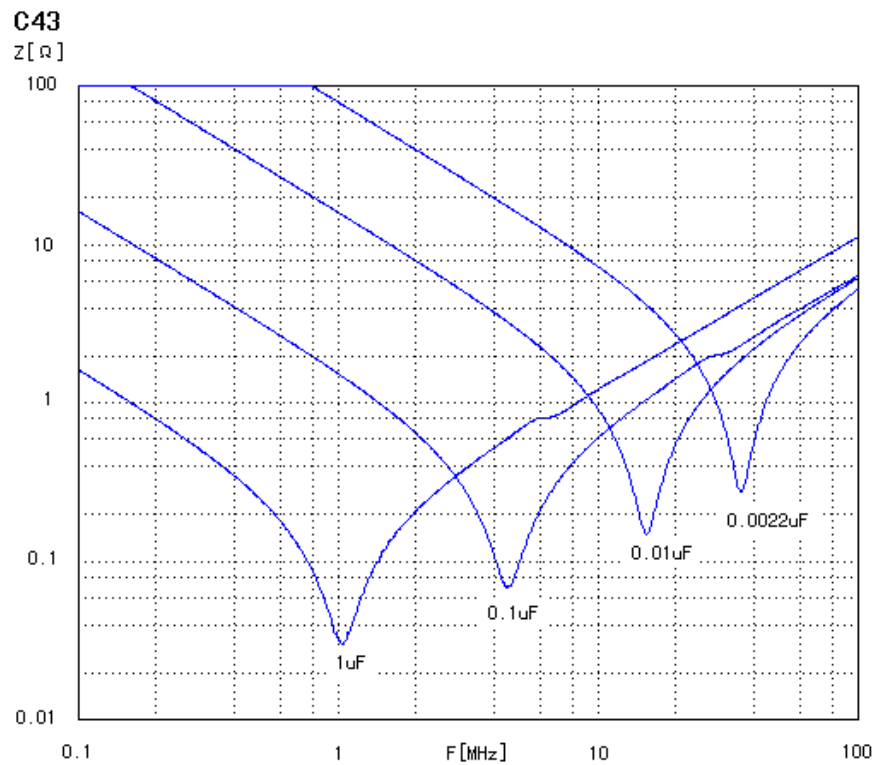
Rated Voltage (Vac)	Max dV/dt(V/us) at 425Vdc					
	P=7.5mm	P=10mm	P=15mm	P=22.5mm	P=27.5mm	P=37.5mm
300	800	800	600	500	400	300

Note:

1. Rated voltage pulse slope $(dV/dt)_R$ at rated voltage.
2. If the working voltage(U) is lower than the rated voltage(U_R),the capacitor can be worked at a higher dV/dt. In this case, the maximum allowed dV/dt is obtain by multiplying the right value with U_R/U .

Impedance Vs. Frequency

TYPICAL GRAPHS

 $Z=f(f)$ Typical values

Quality ensuring test (before shipment):

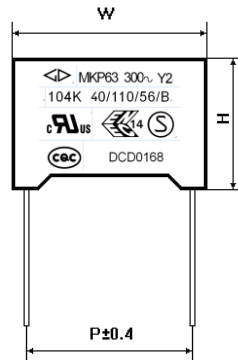
Inspection item (each batch)	Inspection level (GB/T 2828.1, ISO2859-1)	
	IL	AQL
Appearance inspection	II	1.5%
Dimensions		
Capacitance	II	0.25%
Tangent of the loss angle		
Dielectric strength		
Insulation resistance		
Solderability	S-3	2.5%

■ Test Method And Performance

No.	Item	Performance	Test Method (IEC 60384-14)
1	4.5 Solderability	Good quality of tinning	Solder temperature: 245°C ±5°C Immersion time: 2.0s±0.5s
2	4.3 Terminal strength (straight lead)	There shall be no visible damage	Tense: 0.50<d≤0.80, 10N 0.80<d≤1.25, 20N Bend: 0.50<d≤0.80, 5N 0.80<d≤1.25, 10N The terminals shall be bent 2 times in each direction
3	4.4 Resistance to solder heat	There shall be no visible damage $\Delta C/C \leq \pm 5\%$ (relative to the initial value)	Solder temperature: 260°C ±5°C Immersion time: 10s ±1s
4	4.20 Solvent resistance of the marking	The marking shall be legible	Solvent: Industrial isopropanol. Solvent temperature: 23°C ±5°C Dipping time: 5min ±0.5min Condition: scrub Scrub material: absorbent cotton Reverting time: No
5	4.2 Initial measurement	Capacitance, Tgδ	
	4.6 Rapid change of temperature	There shall be no evidence of deterioration.	T _A = -40°C, T _B = +110°C 5 cycles Duration: t=30min
	4.7 Vibration (straight lead)	There shall be no evidence of deterioration.	Amplitude 0.75mm or acceleration 100m/s ² (whichever is the smaller severity), f: 10Hz to 500Hz. Three directions, 2h for each direction, total 6h.
	4.8 Bump (straight lead)	There shall be no evidence of deterioration.	4 000 times, Acceleration: 400m/s ² , Pulse duration, 6ms
	Final measurement	There shall be no visible damage $\Delta C/C \leq \pm 5\%$ (relative to the initial value)	
6	4.11 Climate sequence	Initial measurement	
		Dry heat	+110°C, 16h
		Damp heat, Cyclic	Test Db, Severity: b, the first cycle
		Cold	-40°C, 2h
		Damp heat, cyclic other	Test Db, Severity b, the other cycles,
		Final measurement	There shall be no visible damage, legible marking $\Delta C/C \leq \pm 5\%$ (relative to the initial value) Increase of tgδ: ≤0.008 (10kHz) Dielectric strength : there shall be no permanent breakdown or flashover I.R.: ≥ 50% of the rated value

No.	Item	Performance	Test Method (IEC 60384-14)
7	4.12 Damp heat steady state	There shall be no visible damage, legible marking $\Delta C/C \leq \pm 5\%$ (relative to the initial value) Increase of $\text{tg}\delta: \leq 0.008$ (10kHz) Dielectric strength : there shall be no permanent breakdown or flashover I.R.: $\geq 50\%$ of the rated value	Temperature: $40^\circ\text{C} \pm 2^\circ\text{C}$ Humidity: $93 \pm 3\% \text{RH}$ Duration: 56 days
8	4.13 Impulse voltage	There are three or more waveforms which indicate that no self-heating breakdown have occurred when it is monitored by the monitor	Each individual capacitor shall be subjected to 24 impulses of the same polarity (when any three successive impulses are shown by the monitor to have a wave form indicating that no self-healing breakdown have taken place the impulses can be stopped), the time between impulses shall not be less than 10s, and the peak value of the voltage impulse: 5.0kV
9	4.14 Endurance	There shall be no visible damage, legible marking $\Delta C/C \leq \pm 10\%$ (relative to the initial value) Increase of $\text{tg}\delta: \leq 0.008$ (10kHz) Dielectric strength : There shall be no breakdown or flashover I.R. : $\geq 50\%$ of the rated value	$+110^\circ\text{C}$, $1.7U_R \text{V a.c.}$ 1 000h The voltage shall be subjected to 1 000Vrms for 0.1s every one hour during test.
10	4.15 Charging and discharging	$\Delta C/C \leq \pm 10\%$ (relative to the initial value) Increase of $\text{tg}\delta$: $C_N \leq 1\mu\text{F}: \leq 0.008$ (10kHz) I.R.: $\geq 50\%$ of the rated value	Times: 10 000 Duration of charging: 0.5s Duration of discharging: 0.5s Charging voltage: $\sqrt{2} U_R \text{V d.c.}$ Charging resistance: $220/C_N (\Omega)$ or the current $\leq 1.0\text{A}$ (whichever is the minor) Discharging resistance: $R = \frac{\sqrt{2}U_R}{C_N \times \frac{dU}{dt}} (\Omega)$ C_N : Capacitance (μF) dU/dt (V/us) : 100V/ μs
11	4.17 Passive flammability	The flaming time of each capacitor shall not go beyond 10s after it is taken apart from the flame. Drop of each capacitor caused by flame shall not fire the tissue below.	Needle flame test The category of flammability: B Expose time: 1 time Capacitor Volume Exposing time $250 < V(\text{mm}^3) \leq 500$ 20s $500 < V(\text{mm}^3) \leq 1750$ 30s $V(\text{mm}^3) > 1750$ 60s

No.	Item	Performance	Test Method (IEC 60384-14)
12	4.18 Active flammability	The cheese cloth around the capacitor shall not burn with a flame.	The specimens shall be individually wrapped in at least 1, but not more than 2, complete layers of cheesecloth, the cheesecloth shall be untreated pure cotton. Each sample shall be subjected to 20 discharges, the interval between successive discharges shall be 5_0^{+1} s. $U_i = 5.0kV_0^{+7} \%$ Throughout the test, the $U_R \pm 5\%$ shall be applied across the capacitor under test and shall be maintained for 120_0^{+10} s after the last discharge, unless a blown fuse cause an open circuit.
13	Biased humidity	There shall be no visible damage, legible marking $\Delta C/C \leq \pm 10\%$ (relative to the initial value) Increase of $tg\delta$: ≤ 0.0050 (10kHz) I.R.: $\geq 50\%$ of the rated value	Temperature: $40^\circ C \pm 2^\circ C$ Humidity: $93 \pm 3\% RH$ Voltage: 1000Vdc Duration: 1000 hours

■ Marking (For example)


Marking Introduction:

Sign	explain	Sign	explain
	Brand	40/110/56/B	Climate category / Passive Flammability Class
MKP63	Type		CQC Approval
Y2	Class		ENEC-SEMKO Approval
300~	Rated voltage		UL & CUL Approval
104K	Rated capacitance and tolerance	DCD0168	Lot number information

■ Taping specification for box-type capacitors

▲ Outline Drawing

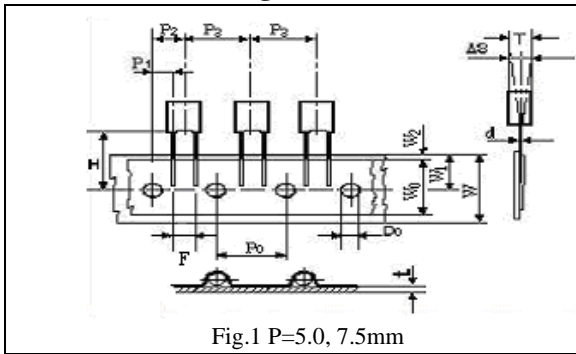


Fig.1 P=5.0, 7.5mm

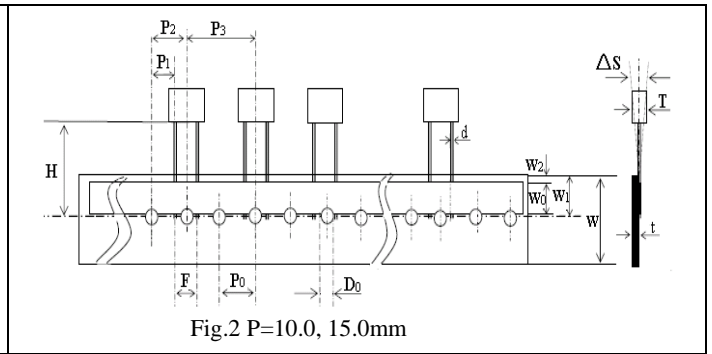


Fig.2 P=10.0, 15.0mm

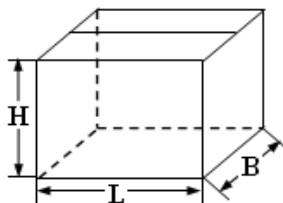
▲ Taping Dimensions(mm)

Technology index title	Code	Dimensions				Tolerance
		P=5.0	P=7.5	P=10.0	P=15.0	
Taping type	—	Fig 1	Fig 1	Fig2	Fig 2	—
Part number Digit12-15	Ammo-pack	A201	A301	A405	A605	
Taping pitch	P ₃	12.7	12.7	25.4	25.4	±1.0
Feed hole pitch	P ₀	12.7	12.7	12.7	12.7	±0.3
Center of wire	P ₁	3.85	2.6	7.7	5.2	±0.7
Center of body	P ₂	6.35	6.35	12.7	12.7	±1.3
Pitch of taping wire	F**	5.0	7.5	10.0	15.0	+0.6 -0.1
Component alignment	ΔS	0	0	0	0	±2.0
Height of component from tape center	H***	18.5	18.5	18.5	18.5	±0.5
Carrier tape width	W	18.0	18.0	18.0	18.0	+1.0 -0.5
Hold down tape width	W ₀	6min	10min	10min	10min	—
Hole position	W ₁	9.0	9.0	9.0	9.0	±0.5
Hold down tape sition	W ₂	3max	3max	3max	3max	—
Feed hole dia.	D ₀	4.0	4.0	4.0	4.0	±0.2
Tape thickness	t	0.7	0.7	0.7	0.7	±0.2

Note: * P₀=15mm is also available;
 **F can be other lead spacing;
 ***H=16.5mm is available;

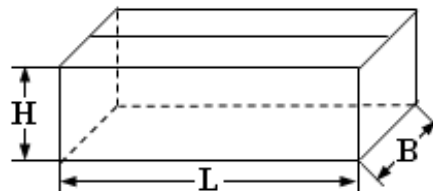
■ Packing box sizes(mm)(example)

1. Out packing box for bulk



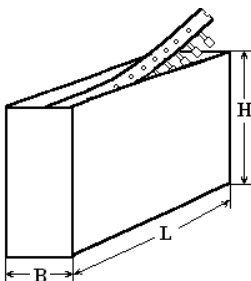
L: 375±5
 B: 375±5
 H: 265±5

2. Inner packing box for bulk



L: 355±3
 B: 175±3
 H: 118±3

3. Box sizes for Ammo-pack



L: 350±3
 B: 50±3
 H: 260±3

X-ON Electronics

Largest Supplier of Electrical and Electronic Components

Click to view similar products for [Safety Capacitors](#) category:

Click to view products by [FARATRONIC](#) manufacturer:

Other Similar products are found below :

[B32022B3223K026](#) [B32912A3104K026](#) [PME264NE5470MR04](#) [B81123C1102M003](#) [MKPY2-.02230020P15](#) [F1778433K2FBB0](#)

[PHE840MD6220MD13R30](#) [PHE840MY6470MD14R06](#) [PHE845VD5470MR06](#) [R463N4100ZAM1K](#) [MKPX2R-1/400/10P27](#)

[YP500101K040B20C2P](#) [YU0AH222M090DAMD0B](#) [CY1471KE1IEB46X2A2](#) [CY1222ME5IEE48O2A2](#) [CY1471ME19EE45W2A2](#)

[PX104K2W1502](#) [C47S1472K60C000](#) [MP2224K32C5J6LC](#) [MP2474K32D6R8LC](#) [MP2224K32C3J6LC](#) [PX334K2C1006](#)

[YU0AC222M080L20C7B](#) [MP2473K27B2X6LC](#) [MP2224K32D4J8LC](#) [MP2684K32D6T8LC](#) [ST3Y1Y5U332M500VAC](#)

[MP2474K32D4X8LC](#) [MP2474K32D4J8LC](#) [CY1681ME1IEE45S2A2](#) [MP2154K32D2R8LC](#) [MP2104K32C2X6LC](#)

[YU0AH152M080D3EAAH](#) [YP501332K090HAND5P](#) [YU0AC222M080L20C7H](#) [YP0AH561K080L3CN0B](#) [YP0AH101K060D03A0H](#)

[YU1AH152M080DAMDAB](#) [YU0AH152M080L3EA0B](#) [YP0AH681K080W03AAH](#) [YV0AC102M060BAFDMH](#) [YV0AH152M070L20C0B](#)

[YP0AH331K060L3BAAH](#) [YP0AH101K060D3EAAB](#) [YV0AC102M060D3EAMH](#) [YU1AH332M110DAMDAB](#) [CY1222ME1PEF46X2P0](#)

[XX2224KA24AA415MA2](#) [XX2104KA23AA315MA1](#) [XX2334KA24AA415MA1](#)