

PTSAHT1206

Automotive high temperature SMD PTC fuses



Product features

- AEC-Q200 qualified
- Positive temperature coefficient (PTC)
- Surface mount resettable fuse
- Compact 1206 (3216 metric) footprint
- High temperature
- Voltage rating 16 V to 30 V
- Current rating from 0.16 A to 0.50 A
- Fast time-to-trip

Applications

- Infotainment
- In-vehicle navigation
- Telematics
- Car lighting
- Power window and seat control
- Instrument clusters
- PCB trace protection

Environmental compliance



Part number system/ordering:

PTSAHT120630V016

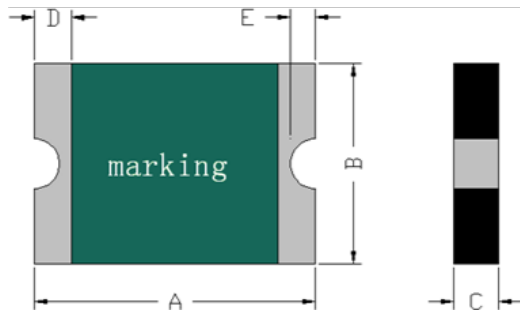
- PT= PTC resettable fuse
- S= Surface mount
- AHT= Automotive with high operating temperature
- 1206= Dimension code
- 30V= Maximum voltage
- 016= Ihold current rating (016= 0.16 A)

Product specifications

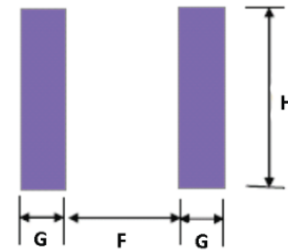
Part number	V _{max} ¹	I _{max} ²	I _{hold} ³	I _{trip} ⁴	P _d ⁵	Time-to-trip (maximum)		Resistance ⁶		Part marking
	(V _{dc})	(A)	(A)	(A)	typical (W)	(A)	(seconds)	Initial (R _i) minimum (Ω)	Post trip (R _p) maximum (Ω)	
PTSAHT120630V016	30	20	0.16	0.80	0.90	8.00	0.10	0.70	6.00	01H
PTSAHT120616V035	16	50	0.35	0.95	1.00	3.50	0.20	0.20	1.60	03H
PTSAHT120630V035	30	20	0.35	1.75	1.20	8.00	0.10	0.20	2.20	03H
PTSAHT120624V050	24	20	0.50	2.50	1.70	8.00	0.10	0.20	1.60	05H

- V_{max}: Maximum continuous voltage the device can withstand without damage at rated current
- I_{max}: Maximum fault current the device can withstand without damage at rated voltage
- I_{hold}: Maximum current the device will pass without interruption at +23 °C still air
- I_{trip}: Minimum current that will transition the device from low resistance to high resistance at +23 °C still air
- P_d: Power dissipated from the device when in tripped state at +23 °C still air
- R_i: Minimum resistance of the device at +23 °C
R_p: Maximum resistance of the device one hour after tripping at +23 °C

Dimensions—mm



Recommended pad layout



Part number	A typ	A max	B typ	B max	C typ	C max	D min	E min	F	G	H
PTSAHT120630V016	3.35	3.50	1.70	1.80	0.60	0.89	0.25	0.076	1.8	1.0	1.8
PTSAHT120616V035	3.35	3.50	1.70	1.80	0.65	1.14	0.25	0.076	1.8	1.0	1.8
PTSAHT120630V035	3.35	3.50	1.70	1.80	1.05	1.46	0.25	0.076	1.8	1.0	1.8
PTSAHT120624V050	3.35	3.50	1.70	1.80	1.05	1.46	0.25	0.076	1.8	1.0	1.8

Thermal derating chart - I_{hold} (A)

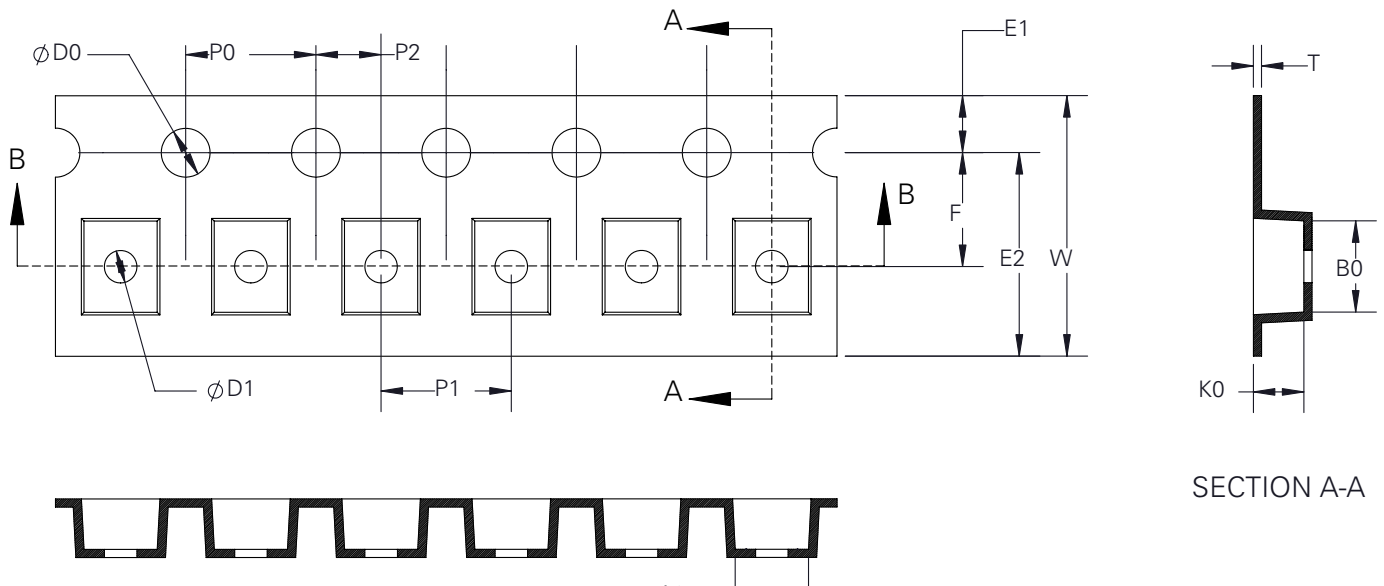
Part number	Maximum ambient temperature (°C)									
	-40	-20	0	25	40	50	60	70	85	125
PTSAHT120630V016	0.25	0.21	0.19	0.16	0.14	0.13	0.12	0.11	0.09	0.05
PTSAHT120616V035	0.54	0.48	0.43	0.35	0.32	0.29	0.26	0.24	0.20	0.10
PTSAHT120630V035	0.51	0.46	0.41	0.35	0.31	0.29	0.26	0.24	0.20	0.10
PTSAHT120624V050	0.73	0.66	0.58	0.50	0.45	0.42	0.39	0.35	0.31	0.17

General specifications

Operating temperature: -40 °C to + 125 °C (with derating)
Storage temperature: -10 °C to + 40 °C
Storage relative humidity: ≤70%
Storage condition: Keep away from corrosive atmosphere and sunlight
Passive aging: IEC60738-1 , +60 °C, 1000 hours, ± ≤ 20% IEC60738-1 , +85 °C, 1000 hours, ± ≤ 20%
Humidity aging: +85 °C, 85% RH, 100 hours, ± ≤ 20%
Thermal shock: IEC60738-1, +125 °C/ -40 °C, 20 cycles, ≤ 50%
Trip cycle life: UL1434, Vmax, Imax, 100 cycles, no arcing or burning
Trip endurance: UL1434, Vmax, Itrip ≤ Imax, 2 hours, no arcing or burning
MSL test: J-STD-020, MSL=1, pass and no visible damage

Packaging information

PTSAHT120616V035, PTSAHT120630V016
Supplied in tape and reel packaging, 4000 parts per 7.0" (178 mm) diameter reel (EIA-481 compliant)
PTSAHT120624V050, PTSAHT120630V035
Supplied in tape and reel packaging, 3000 parts per 7.0" (178 mm) diameter reel (EIA-481 compliant)



W	F	E1	E2	P0	P1	P2	D0	D1	A0	B0	K0	T
8.00 ± 0.30	3.50 ± 0.10	1.75 ± 0.10	-	4.00 ± 0.10	4.00 ± 0.10	2.00 ± 0.05	1.55 + 0.10/-0	-	1.77 ± 0.10	3.40 ± 0.10	1.04 ± 0.10	0.22 ± 0.05

Solder reflow profile

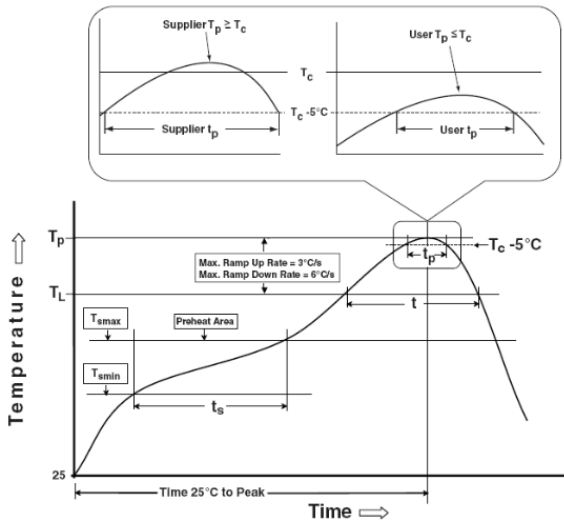


Table 1 - Standard SnPb solder (T_c)

Package thickness	Volume mm ³ <350	Volume mm ³ ≥350
<2.5 mm)	235 °C	220 °C
≥2.5 mm	220 °C	220 °C

Table 2 - Lead (Pb) Free Solder (T_c)

Package thickness	Volume mm ³ <350	Volume mm ³ 350 - 2000	Volume mm ³ >2000
<1.6 mm	260 °C	260 °C	260 °C
1.6 – 2.5 mm	260 °C	250 °C	245 °C
>2.5 mm	250 °C	245 °C	245 °C

Reference J-STD-020

Profile feature	Standard SnPb solder	Lead (Pb) free solder
Preheat and soak	<ul style="list-style-type: none"> Temperature min. (T_{smin}) Temperature max. (T_{smax}) Time (T_{smin} to T_{smax}) (t_s) 	<ul style="list-style-type: none"> 100 °C 150 °C 60-120 seconds
Ramp up rate T _L to T _P	3 °C/ second max.	3 °C/ second max.
Liquidous temperature (T _L) Time (t _L) maintained above T _L	<ul style="list-style-type: none"> 183 °C 60-150 seconds 	<ul style="list-style-type: none"> 217 °C 60-150 seconds
Peak package body temperature (T _P)*	Table 1	Table 2
Time (t _P)* within 5 °C of the specified classification temperature (T _C)	20 seconds*	30 seconds*
Ramp-down rate (T _P to T _L)	6 °C/ second max.	6 °C/ second max.
Time 25 °C to peak temperature	6 minutes max.	8 minutes max.

* Tolerance for peak profile temperature (T_P) is defined as a supplier minimum and a user maximum.

Life Support Policy: Eaton does not authorize the use of any of its products for use in life support devices or systems without the express written approval of an officer of the Company. Life support systems are devices which support or sustain life, and whose failure to perform, when properly used in accordance with instructions for use provided in the labeling, can be reasonably expected to result in significant injury to the user.

Eaton reserves the right, without notice, to change design or construction of any products and to discontinue or limit distribution of any products. Eaton also reserves the right to change or update, without notice, any technical information contained in this bulletin.

Eaton
Electronics Division
1000 Eaton Boulevard
Cleveland, OH 44122
United States
Eaton.com/electronics

© 2021 Eaton
All Rights Reserved
Printed in USA
Publication No. ELX1045 BU-ELX21045
June 2021

Eaton is a registered trademark.
All other trademarks are property of their respective owners.

Follow us on social media to get the latest product and support information.



X-ON Electronics

Largest Supplier of Electrical and Electronic Components

Click to view similar products for [Resettable Fuses - PPTC](#) category:

Click to view products by [Eaton](#) manufacturer:

Other Similar products are found below :

[RF0077-000](#) [RF3301-000](#) [RF3382-000](#) [RF3394-000](#) [SMD125-2](#) [RF2531-000](#) [RF2873-000](#) [RF3060-000](#) [TR600-150Q-B-0.5-0.130](#)
[5E4795/04-1502](#) [SMD100-2](#) [NIS5431MT1TXG](#) [SMD250-2](#) [BK60-050-DI](#) [RS30-090](#) [RS30-600](#) [RS30-800](#) [RS30-900](#) [RS60RB-160](#)
[OZCH0110AF2E](#) [BK60-110-DI-E0.6](#) [BK60-010-DI-E0.5](#) [BK250-040-DY-E0.6](#) [NIS6420MT1TWG](#) [BSMD0402L-005](#) [BSMD1210-150-16V](#)
[BSMD0402L-075](#) [BSMD1210-050-16V](#) [JK-SMD1210-050-13.2V](#) [JK-SMD1210-150/6V](#) [JK-SMD100L-33](#) [SMD2018-075-60V](#) [BSMD1210-](#)
[110-16V](#) [BSMD1210-150-12V](#) [JK-P730](#) [JK-SMD400L](#) [JK-SMD1210-030-16](#) [JK-SMD300L-16](#) [JK-SMD185L-33](#) [JK-P200](#) [JK250-180T](#)
[SRF1206P200](#) [TLC-USMD150/12](#) [TLC-USMD200/8](#) [TLC-USMD150/8](#) [FTR250-080](#) [FRT220-33F](#) [FUSB135F](#) [JK-mSMD125-8](#) [JK-P600](#)