

Description

- Axial Leaded
- Slow Blow, Wire-in-Air Design
- Tin-lead Plated Copper Lead Wires
- High Temperature Epoxy Plastic Body, UL 94 VO
- Interrupt 50 amperes at 125 VAC

ELECTRICAL CHARACTERISTICS	
% of Amp Rating	Opening Time
100%	4 hours minimum
200%	30 seconds maximum

Agency Information


- UL Recognition Guide & File numbers: JDYX2 & E195337.
- CSA Certification Record No: LR 701159 & Class No: 1422 30 and 1422 01.

Environmental Data

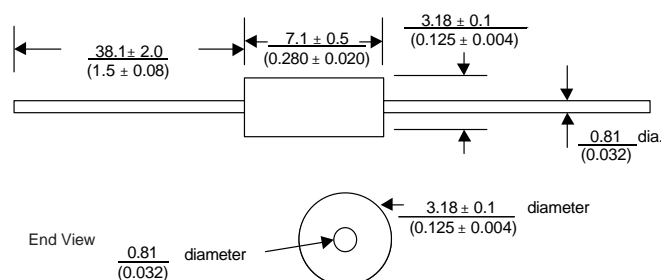
- Shock Resistance: MIL-STD-202, Method 213, Test Condition 1 (Sawtooth)
- Vibration Resistance: MIL-STD-202, Method 201 (10-55 Hz x 3 axis/ no load)
- Moisture Resistance: MIL-STD-202F, Method 106
- Soldering Heat Resistance: 260°C, 10 seconds per IEC 68-2-20
- Salt Spray: MIL-STD-202, Method 101, Test Condition B (48 Hours)

Ordering

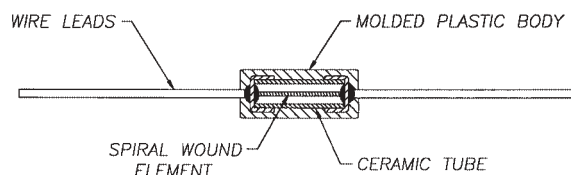
- Specify product code and packaging code



Dimensions ^{mm/(inches)}



Construction



Soldering Method

- Heat Resistance: 260°C, 10 sec per IEC 68-2-20

SPECIFICATIONS

Product Code	Voltage Rating AC/DC	Interrupting Rating*		Resistance (ohms)** Typ.	Typical Melt I ² t†	Typical Voltage Drop (V)‡
		AC	DC			
MCRS250mA	125 V	50 A	300 A	3.20	0.042	2.20
MCRS300mA	125 V	50 A	300 A	2.57	0.056	2.02
MCRS375mA	125 V	50 A	300 A	1.66	0.101	1.69
MCRS500mA	125 V	50 A	300 A	1.07	0.18	1.42
MCRS750mA	125 V	50 A	300 A	0.55	0.44	1.09
MCRS1A	125 V	50 A	300 A	0.36	0.78	0.91
MCRS1.25A	125 V	50 A	300 A	0.23	1.41	0.77
MCRS1.5A	125 V	50 A	300 A	0.18	1.9	0.7
MCRS2A	125 V	50 A	300 A	0.12	3.4	0.59
MCRS2.5A	125 V	50 A	300 A	0.08	6.1	0.5
MCRS3A	125 V	50 A	300 A	0.06	8.1	0.45
MCRS4A	125 V	50 A	300 A	0.04	15	0.38
MCRS5A	125 V	50 A	300 A	0.02	35	0.29
MCRS7A	125 V	50 A	300 A	0.01	63	0.25

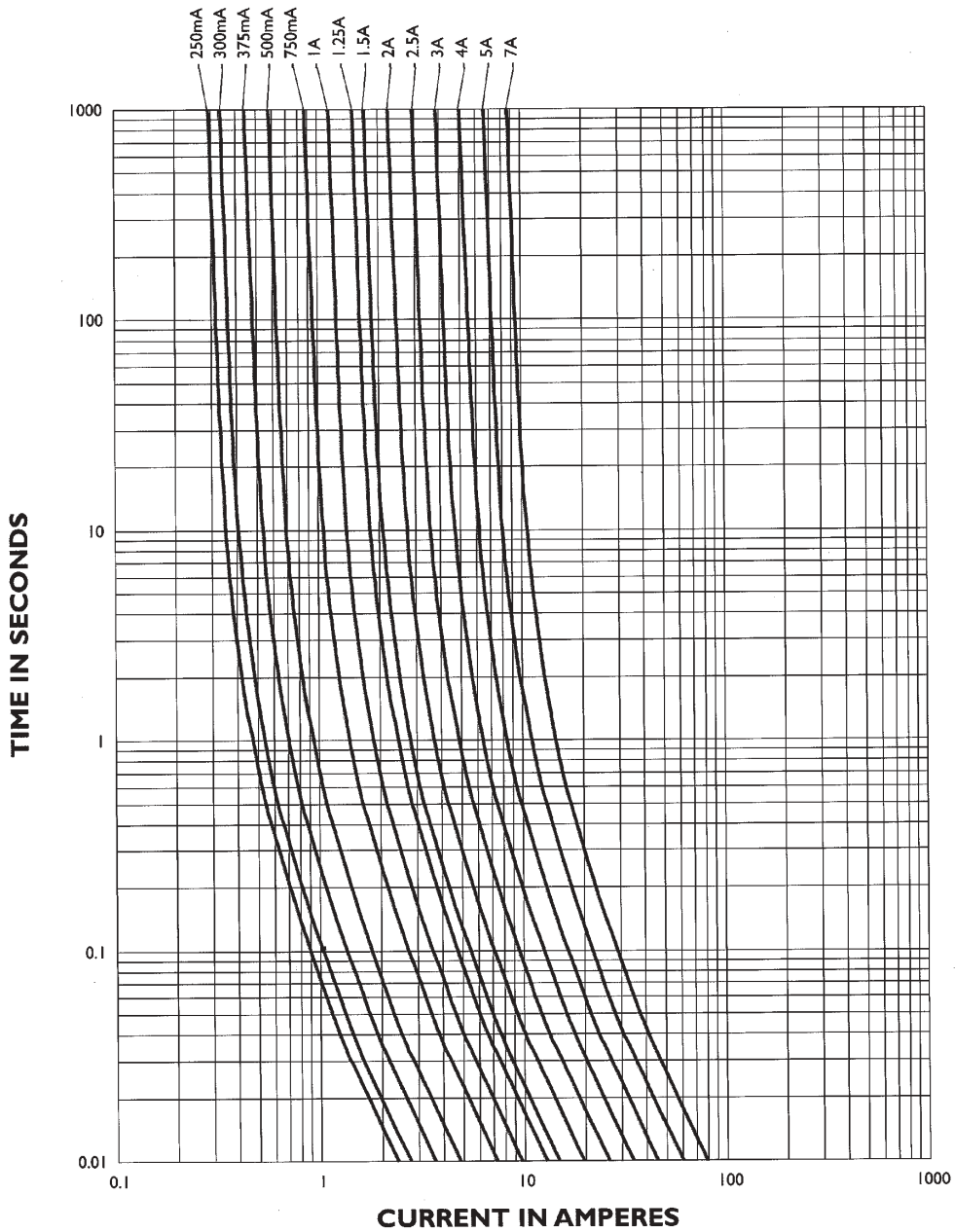
* AC Interrupting Rating (Measured at designated voltage, 100%) DC Interrupting Rating (Measured at designated voltage, rise time of less than 50 microseconds, battery source)

** DC Cold Resistance (Measured at 10% of rated current)

† Typical Melting I²t (Measured with a battery bank at rated DC voltage, 10x-rated current, rise time of calibrated circuit less than 50 microseconds)

‡ Typical Voltage Drop (Measured at rated current after temperature stabilizes)

TIME CURRENT CURVE



PACKAGING CODE	
Packaging Code	Description
TR1	2,500 pieces on tape-and-reel per EIA-296-E @ 5 mm pitch and 52.4mm inside tape spacing

X-ON Electronics

Largest Supplier of Electrical and Electronic Components

Click to view similar products for [Fuses with Leads \(Through Hole\)](#) category:

Click to view products by [Eaton](#) manufacturer:

Other Similar products are found below :

[89096-013](#) [89096-015](#) [A170100400](#) [BKPCH-5-R](#) [252010](#) [252.062](#) [SS-5-800MA-AP](#) [SS-5F-3.15A-AP](#) [252004](#) [263.750](#) [LKB-3](#) [0252001.M-0471005.MAT1L](#) [0473004.MAT1L](#) [0473.750HAT1L](#) [0471002.MAT1L](#) [0471.500MAT1L](#) [0491002.MAT1](#) [0473001.HAT1L](#)
[0473002.HAT1L](#) [0473.500HAT1L](#) [SS-5-1.6A-AP](#) [SS-5F-2.5A-AP](#) [SR-5H-2.5A-AP](#) [SS-5-6.3A-BK](#) [BK-AGC-2-1-2-R](#) [BK-GMA-8-R](#) [BK-GMD-4-R](#) [BK-GMT-4A](#) [BK-MDL-1](#) [BK-PCD-5-R](#) [BK-C520-5-R](#) [BK-GMC-10-R](#) [BK-MDA-V-30-R](#) [BK-S500-500-R](#) [BK-SFE-20](#) [BK-GMA-1-25-R](#) [GMQ-3-2-10](#) [GLX-12](#) [PCB-34-R](#) [SR-5H-4A-AP](#) [RST 5-AMMO](#) [PCF-1/2-R](#) [SR-5H-3.15A-BK](#) [SR-5H-2A-BK](#)
[047101.5MAT1L](#) [0471003.MAT1L](#) [GFA-12](#) [89096-005](#) [SR-5F-1-6A-BK](#)