

# ZX5T851A

---

## 60V NPN LOW SATURATION MEDIUM POWER TRANSISTOR IN E-LINE

---

### SUMMARY

$BV_{CEO} = 60V$  ;  $R_{SAT} = 34m\Omega$  ;  $I_C = 4.5A$

### DESCRIPTION

Packaged in the E-line outline this new 5th generation low saturation 60V NPN transistor offers extremely low on state losses making it ideal for use in DC-DC circuits and various driving and power management functions.

### FEATURES

- Extremely low equivalent on-resistance;  $R_{SAT} = 34m\Omega$  at 5A
- 4.5 amps continuous current
- Up to 15 amps peak current
- Very low saturation voltages

### APPLICATIONS

- Emergency lighting circuits
- Motor driving (including DC fans)
- Solenoid, relay and actuator drivers
- DC modules
- Backlight inverters

### ORDERING INFORMATION

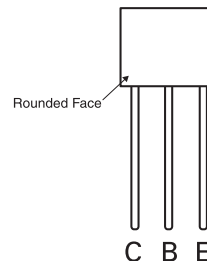
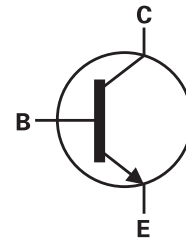
DEVICE	QUANTITY
ZX5T851ASTOA	2000 units / reel
ZX5T851ASTZ	2000 units / carton

### DEVICE MARKING

- X5T851



E-LINE



PINOUT

# ZX5T851A

## ABSOLUTE MAXIMUM RATINGS

PARAMETER	SYMBOL	LIMIT	UNIT
Collector-base voltage	$BV_{CBO}$	150	V
Collector-emitter voltage	$BV_{CEO}$	60	V
Emitter-base voltage	$BV_{EBO}$	7	V
Continuous collector current <sup>(a)</sup>	$I_C$	4.5	A
Peak pulse current	$I_{CM}$	15	A
Practical power dissipation <sup>(a)</sup>	$P_D$	1.0	W
Linear derating factor		8	mW/°C
Power dissipation at $T_A = 25^\circ\text{C}$ <sup>(b)</sup>	$P_D$	0.71	W
Linear derating factor		5.7	mW/°C
Operating and storage temperature range	$T_j, T_{stg}$	-55 to +150	°C

## THERMAL RESISTANCE

PARAMETER	SYMBOL	VALUE	UNIT
Junction to ambient <sup>(a)</sup>	$R_{\theta JA}$	125	°C/W
Junction to ambient <sup>(b)</sup>	$R_{\theta JA}$	175	°C/W

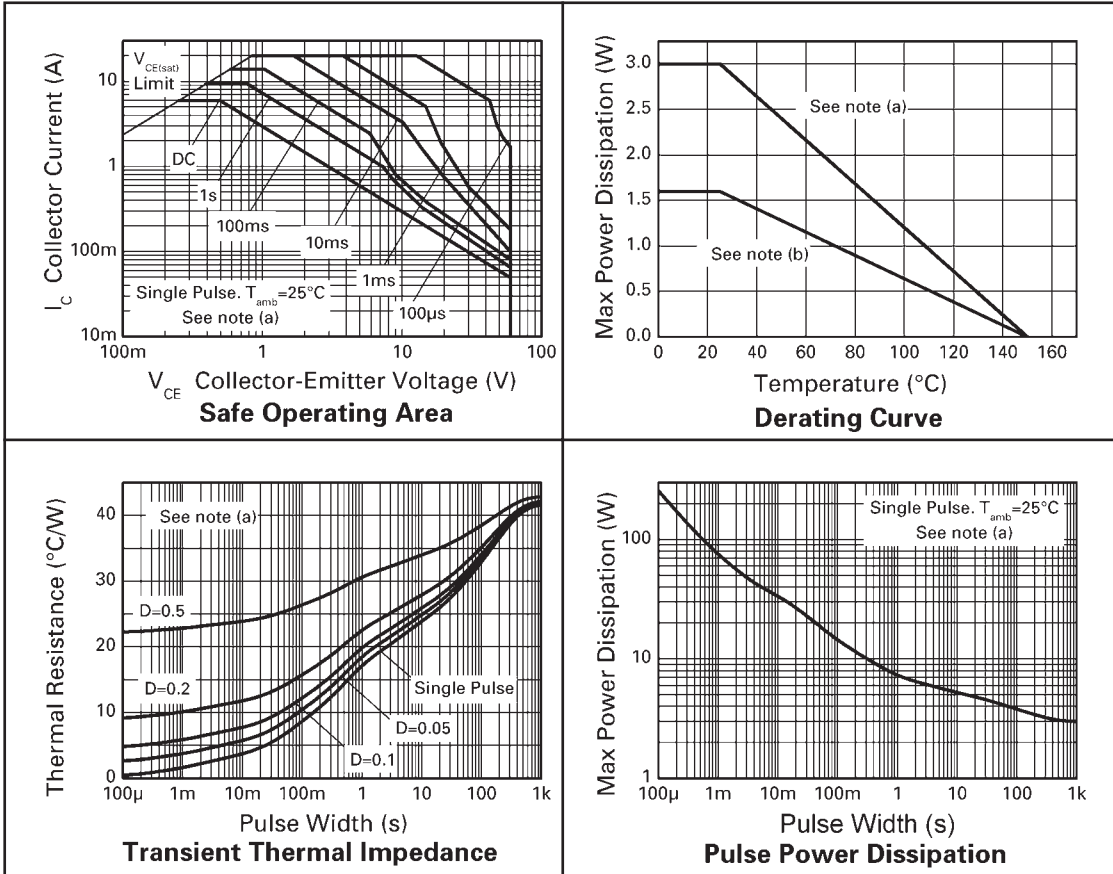
### NOTES

(a) For a device through hole mounted on 25mm x 25mm x 1.6mm FR4 PCB with high coverage of single sided 1oz copper, in still air conditions. Collector lead length to solder point 4mm.

(b) For a device mounted in a socket in still air conditions. Collector lead length 10mm.

# ZX5T851A

## CHARACTERISTICS



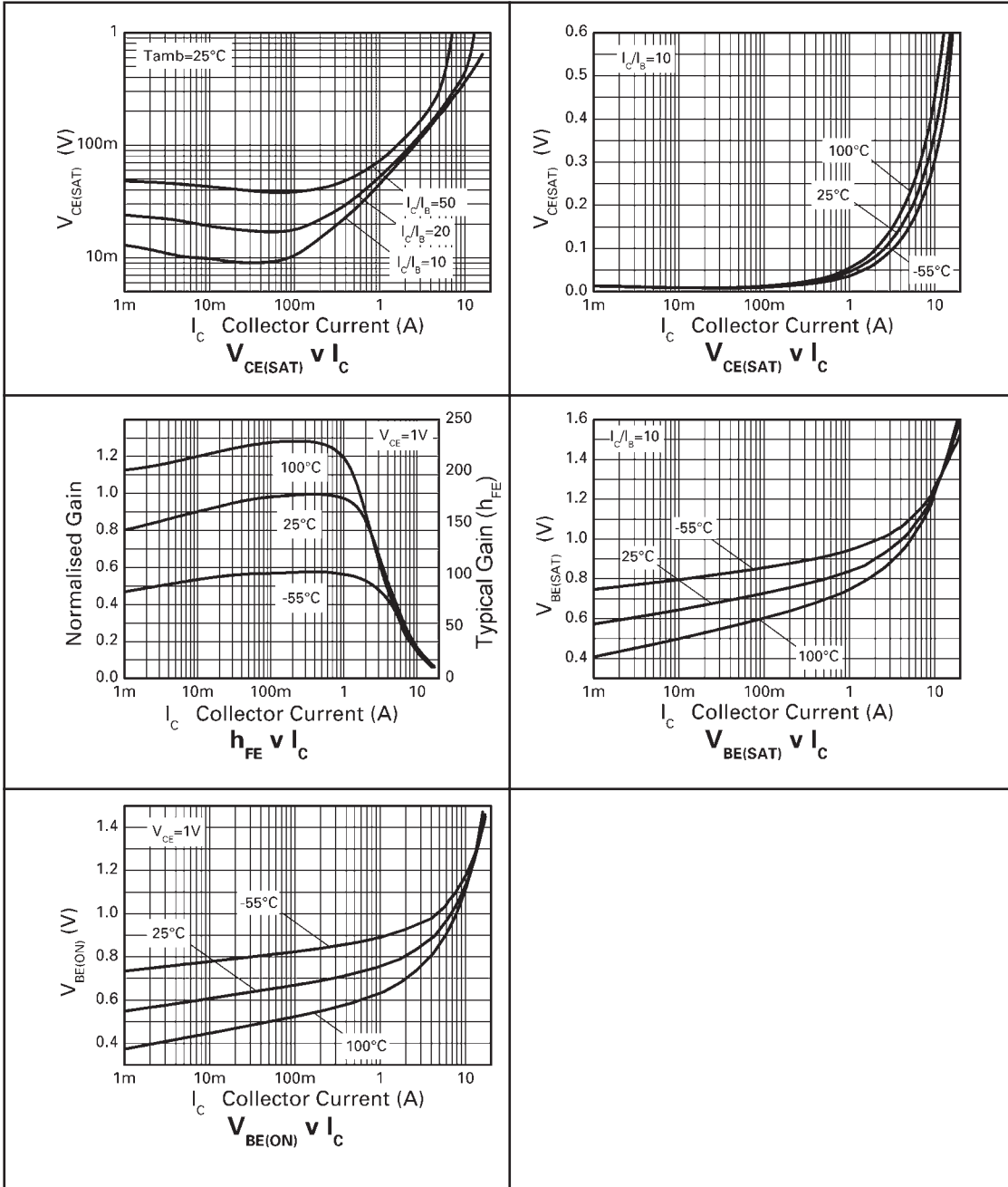
# ZX5T851A

## ELECTRICAL CHARACTERISTICS (at $T_{amb} = 25^{\circ}\text{C}$ unless otherwise stated)

PARAMETER	SYMBOL	MIN.	TYP.	MAX.	UNIT	CONDITIONS
Collector-base breakdown voltage	$BV_{CBO}$	150	190		V	$I_C = 100\mu\text{A}$
Collector-emitter breakdown voltage	$BV_{CER}$	150	190		V	$I_C = 1\mu\text{A}$ , $R_B \leq 1\text{k}\Omega$
Collector-emitter breakdown voltage	$BV_{CEO}$	60	80		V	$I_C = 10\text{mA}^*$
Emitter-base breakdown voltage	$BV_{EBO}$	7	8.1		V	$I_E = 100\mu\text{A}$
Collector cut-off current	$I_{CBO}$			20 0.5	nA $\mu\text{A}$	$V_{CB} = 120\text{V}$ $V_{CB} = 120\text{V}$ , $T_{amb} = 100^{\circ}\text{C}$
Collector cut-off current	$I_{CER}$ $R \leq 1\text{k}\Omega$			20 0.5	nA $\mu\text{A}$	$V_{CB} = 120\text{V}$ $V_{CB} = 120\text{V}$ , $T_{amb} = 100^{\circ}\text{C}$
Emitter cut-off current	$I_{EBO}$			10	nA	$V_{EB} = 6\text{V}$
Collector-emitter saturation voltage	$V_{CE(SAT)}$		18 40 45 95 170	30 55 65 130 210	mV	$I_C = 100\text{mA}$ , $I_B = 5\text{mA}^*$ $I_C = 1\text{A}$ , $I_B = 100\text{mA}^*$ $I_C = 1\text{A}$ , $I_B = 50\text{mA}^*$ $I_C = 2\text{A}$ , $I_B = 50\text{mA}^*$ $I_C = 5\text{A}$ , $I_B = 200\text{mA}^*$
Base-emitter saturation voltage	$V_{BE(SAT)}$		950	1050	mV	$I_C = 4\text{A}$ , $I_B = 200\text{mA}^*$
Base-emitter turn-on voltage	$V_{BE(ON)}$		840	950	mV	$I_C = 4\text{A}$ , $V_{CE} = 1\text{V}^*$
Static forward current transfer ratio	$h_{FE}$	100 100 55 20	200 200 105 40	300		$I_C = 10\text{mA}$ , $V_{CE} = 1\text{V}^*$ $I_C = 2\text{A}$ , $V_{CE} = 1\text{V}^*$ $I_C = 5\text{A}$ , $V_{CE} = 1\text{V}^*$ $I_C = 10\text{A}$ , $V_{CE} = 1\text{V}^*$
Transition frequency	$f_T$		130		MHz	$I_C = 100\text{mA}$ , $V_{CE} = 10\text{V}$ $f = 50\text{MHz}$
Output capacitance	$C_{OBO}$		31		pF	$V_{CB} = 10\text{V}$ , $f = 1\text{MHz}^*$
Switching times	$t_{ON}$ $t_{OFF}$		42 760		ns ns	$I_C = 1\text{A}$ , $V_{CC} = 10\text{V}$ , $I_{B1} = I_{B2} = 100\text{mA}$

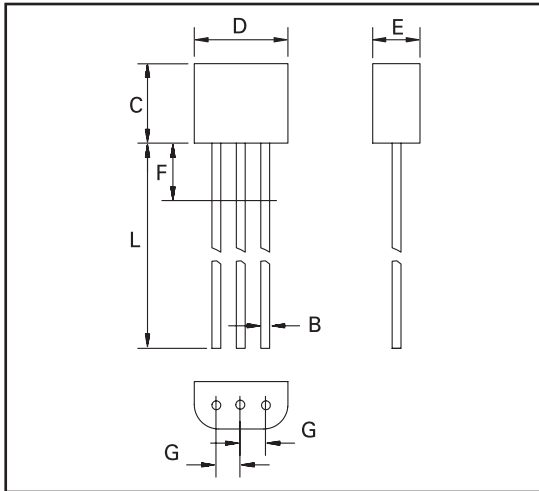
\* Measured under pulsed conditions. Pulse width  $\leq 300\mu\text{s}$ ; duty cycle  $\leq 2\%$ .

TYPICAL CHARACTERISTICS



# ZX5T851A

## PACKAGE OUTLINE



Controlling dimensions are in millimeters. Approximate conversions are given in inches

## PACKAGE DIMENSIONS

DIM	Millimeters		Inches	
	Min	Max	Min	Max
A	0.41	0.495	0.016	0.0195
B	0.41	0.495	0.016	0.0195
C	3.61	4.01	0.142	0.158
D	4.37	4.77	0.172	0.188
E	2.16	2.41	0.085	0.095
F	—	2.50	—	0.098
G	1.27 NOM		0.050 NOM	
L	13.00	13.97	0.512	0.550

© Zetex plc 2003

### Europe

Zetex plc  
Fields New Road  
Chadderton  
Oldham, OL9 8NP  
United Kingdom  
Telephone: (44) 161 622 4444  
Fax: (44) 161 622 4446  
hq@zetex.com

Zetex GmbH  
Streitfeldstraße 19  
D-81673 München  
Germany  
Telephone: (49) 89 45 49 49 0  
Fax: (49) 89 45 49 49 49  
europe.sales@zetex.com

### Americas

Zetex Inc  
700 Veterans Memorial Hwy  
Hauppauge, NY 11788  
USA  
Telephone: (1) 631 360 2222  
Fax: (1) 631 360 8222  
usa.sales@zetex.com

### Asia Pacific

Zetex (Asia) Ltd  
3701-04 Metroplaza Tower 1  
Hing Fong Road  
Kwai Fong  
Hong Kong  
Telephone: (852) 26100 611  
Fax: (852) 24250 494  
asia.sales@zetex.com

These offices are supported by agents and distributors in major countries world-wide.

This publication is issued to provide outline information only which (unless agreed by the Company in writing) may not be used, applied or reproduced for any purpose or form part of any order or contract or be regarded as a representation relating to the products or services concerned. The Company reserves the right to alter without notice the specification, design, price or conditions of supply of any product or service.

For the latest product information, log on to [www.zetex.com](http://www.zetex.com)



ISSUE 1 - NOVEMBER 2003

## X-ON Electronics

Largest Supplier of Electrical and Electronic Components

*Click to view similar products for [Bipolar Transistors - BJT category](#):*

*Click to view products by [Diodes Incorporated manufacturer](#):*

Other Similar products are found below :

[619691C](#) [MCH4017-TL-H](#) [BC546/116](#) [BC556/FSC](#) [BC557/116](#) [BSW67A](#) [HN7G01FU-A\(T5L,F,T](#) [NJVMJD148T4G](#)  
[NSVMMBT6520LT1G](#) [NTE187A](#) [NTE195A](#) [NTE2302](#) [NTE2330](#) [NTE2353](#) [NTE316](#) [NTE63](#) [NTE65](#) [C4460](#) [SBC846BLT3G](#) [2SA1419T-](#)  
[TD-H](#) [2SA1721-O\(TE85L,F\)](#) [2SA1727TLP](#) [2SA2126-E](#) [2SB1202T-TL-E](#) [2SB1204S-TL-E](#) [2SC4731T-AY](#) [2SC5488A-TL-H](#)  
[2SD2150T100R](#) [SP000011176](#) [FJPF5304DTU](#) [FMC5AT148](#) [FMMTA92QTA](#) [2N2369ADCSM](#) [2SB1202S-TL-E](#) [2SB1324-TD-E](#)  
[2SC2412KT146S](#) [2SC3332T](#) [2SC3902S](#) [2SC4618TLN](#) [2SC5231C8-TL-E](#) [2SC5490A-TL-H](#) [2SD1685F](#) [2SD1816S-TL-E](#) [2SD1816T-TL-E](#)  
[CMXT2207 TR](#) [CPH6501-TL-E](#) [MCH4021-TL-E](#) [TTC012\(Q\)](#) [BULD128DT4](#) [US6T6TR](#)