

LED Driver

EUCO ARENA SPORT Series



EUCO ARENA SPORT

Highlights & Features

- Dimmable built-in constant current 3-channel LED Driver with DALI 2 or DMX / RDM control interface
- Each channel independently programmable with output channels
- max output power of 500 W (1500 W total)
- Adjustable output current between 500 mA to 1400 mA for each
- channel via I-programming tool
- Very low pk-pk current ripple to 1% for stadium lighting
- Dimming range 0.1% to 100 %
- Max remote distance 200 meters
- In compliance with Erp (EU) 2019/2020
- Constant Light Output (CLO) function
- Autonomous dimming via Midnight Centric Timer

Safety Standards



Model Number: EUCO-□□□140G□A
Unit Weight: 5.6 kg
Dimensions (L x W x H): 500 x 152 x 77 mm

General Description

Delta EUCO ARENA SPORT series with DALI 2 / RDM / DMX control function are constant current non-isolated LED drivers. Compatible with wide input voltage range 220~400 Vac for diverse applications from any system manufacturer in EU market's indoor and outdoor application. With IP66 ingress protection and wide operating temperature range from -40°C to +50°, the driver can fulfill any harsh condition. The extremely low output current ripple makes the driver a typical application for outdoor stadium lighting.

Model Information

Model Number	Input Voltage Range	Rated Output Power	Output Current Channel	Control Interface
EUCO-1K5140GLA	220/400 Vac (typical) 198~440 Vac (range)	1500 W	3	DALI 2
EUCO-1K5140GDA		1500 W	3*	RDM/DMX

*Default setting is a single address. Optionally, user could be able to assign a dedicated DMX address per each channel via GUI programming tool.

Model Numbering

EU	C	O	1K5	□□□	G	□	A
Market Code	Constant Current	Outdoor	Output power 1K5:1500 W	Output Current 140:1400 mA	i-Programming	Function L: DALI 2 D: RDM/DMX	Variable A - Standard

LED Driver

EUCO ARENA SPORT Series

Specifications

Model Number	EUCO-1K5140GLA	EUCO-1K5140GDA
--------------	----------------	----------------

Input Ratings / Characteristics

Normal Input Voltage	220/400 Vac	
Input Voltage Range	198-440 Vac	
Normal Input Frequency	50/60 Hz	
Input Frequency Range	47-63 Hz	
Normal Input Current	220 Vac	7.2 A
	400 Vac	4.1 A
Efficiency ¹ Typical	220 Vac	95.2%
	400 Vac	96%
Standby Power Consumption	<0.5 W at 230 Vac, in compliance with Erp (EU) 2019/2020	
Inrush Current (Apk / 50%-us)	<=25 A, pulse width <8 mS @ 400 Vac	
Power Factor	> 0.95 @ 198-440 Vac, full load	
Total Harmonic Distortion	<20% @ 198-440 Vac, full load	
Leakage Current	< 1mA @ 400 Vac	

1. 100% Load (Typ) and tested after 30 minutes warming up.

Output Ratings / Characteristics

Factory default output current	1400 mA
Output Current Programmable Range	500-1400 mA, refer to Appendix 1.
Typical Output Voltage	360 Vdc
Output Voltage Range	260-500 Vdc
Max. No Load Output Voltage	600 Vdc
Max Output Power Range	500 W per channel, 1.5 kW total
Output Current Tolerance ²	±3%
Line Regulation	±1%
Load Regulation	±3%
Output Current Ripple ³	1% (Typ) , <2% (ripple = (pk-pk)/avg)
Max Output Remote Distance	200m, ensure a total voltage drop on the cable of each channel within 5V
Turn on Delay Time	< 1s
Rise Time	< 2s

2. Output Current Tolerance tested at 1400mA.

3. Output Current Ripple could be affected by the parasitic capacitance of LED fixture, more details are given in Appendix 8.

Dimming Control

Control Interface	DALI 2	RDM/DMX
Dimming Range	0.1%-100%	0.4%-100%

LED Driver

EUCO ARENA SPORT Series

Model Number	EUCO-1K5140GLA	EUCO-1K5140GDA
--------------	----------------	----------------

Additional Dimming Features⁴

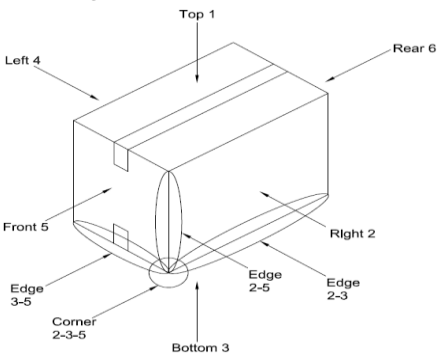
Autonomous dimming middle of the night	3 different configurable dimming profiles over the night are available for users to select and set in GUI. Details refer to GUI manual.
Constant lumen output(CLO)	CLO function is to compensate the ageing of the light source, and so to get constant Lumen Output over the lifetime of the product. It's available in GUI to set starting dimming level (for example 90%) and end of life of the product (for example 50,000hrs), so that the driver by counting its functioning hours can do a linear interpolation in between starting dimming level at t=0hrs, and go to 100% at t=end of life. Details refer to GUI manual.

4. These are additional features and have been introduced in product since Sept. 2023.

Mechanical

Casing		Aluminum case, Color : Dark Gray	
Dimensions (L x W x D)		500x152x77 mm	
Unit Weight		5.6 kg	
Cooling System		Natural Convection	
INPUT	Wago 264-103	With the sign of L, N, PE	
OUTPUT	Wago 264-111	With the sign of PE, NTC, V3+ V3-, V2+, V2-, V1+, V1-	
DIMMING		With the sign of DA+,DA-	With the sign of COM,D1+,D1-

Environment

Ambient Temperature	Operating	-40 ~+50°C
	Storage	-40°C to +85°C
Maximum Case Temperature		+85°C
Lifetime Case Temperature		+80°C
Relative Humidity	Operating	10 to 100% RH (Non-Condensing)
	Storage	10 to 100% RH (Non-Condensing)
Audible Noise (30cm distance)		Sound Pressure Level (SPL) < 24dBA
Ingress Protection classification		IP66
Impact Protection classification		IK08
Drop Test (Non-Operating)	<p>According to ASTM D-775, 40cm height drop to concrete floor as below drawing, total 10 times.</p> 	
Vibration (Non-Operating)	IEC 60068-2-6, Random: 5 Hz to 10 Hz (1G); 30 min per axis for all X, Y, Z direction	
Packing	1pcs per carton	

LED Driver

EUCO ARENA SPORT Series

Protections

Over Voltage	Output voltage limited, 600 Vdc
Over Load	Output power limited, 520 W(Typ)
Output Short Circuit	Auto-Recovery when the fault is removed
Driver Over Temperature	Output power derating, not less than 20% in the worst case, auto-recovery when the fault is removed
LED Fixtures Over Temperature	Output power derating, not less than 20% in the worst case, auto-recovery when the fault is removed, refer to Appendix 7 "Over Temperature Protection on LED fixtures"
Suitable for Luminaires Class	Class I. Insulation Class according to IEC60598

Reliability Data

Lifetime	50,000 hours applicable for 220 Vac to 400 Vac(50/60 Hz) @100% of load, @ ta 45°C
MTBF	475khrs. at ta=+45°C Telcordia SR-332

Safety

Safety Approvals	ENEC —IEC/EN61347-2-13 electronic control gear for LED Modules, independent type. —IEC/EN62384 DC or AC supplied electronic control gear for LED modules. CE Declaration of Conformity. CB report.
Material and Parts	RoHS 2.0 Directive (EU) 2015/863
Isolation	Class I, input/output non-isolation

Electro-Magnetic Compatibility (EMC)

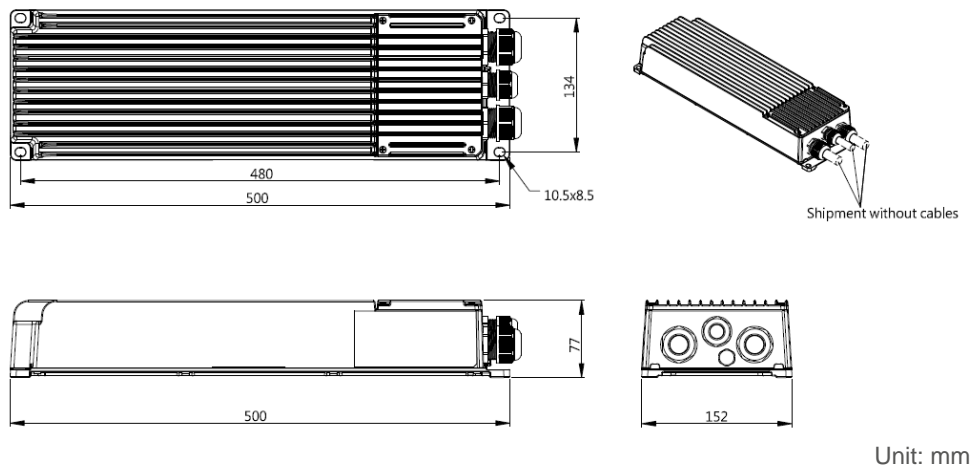
EMC-Emission Characteristics		
Radiated Emission	EN55015	Test at 230 Vac/400 Vac
Conducted Emission	EN55015	Test at 230 Vac/400 Vac
Harmonic Current Emission	EN61000-3-2	
Voltage Fluctuation & Flicker	EN61000-3-3	
EMC-Immunity Characteristics		
Electrostatic Discharge(ESD)	EN 61000-4-2	
Radio Frequency Electromagnetic Fields	EN 61000-4-3	
Electrical Fast Transient (EFT)	EN 61000-4-4	
Surge(AC Mains)	EN 61000-4-5	- Common Mode: 10kV ⁵ (Line to Earth, Neutral to Earth) - Differential Mode: 10kV ⁵ (Line to Neutral)
Surge(Output)	EN 61000-4-5	- Common Mode: 3kV (V1+/V2+/V3+ to Earth, V1-/V2-/V3- to Earth) - Differential Mode: 1kV (V1+ to V1-/ V2+ to V2-/ V3+ to V3-)
Surge(Control terminal)	EN 61000-4-5	- Common Mode: 3kV (DA+ to Earth, DA- to Earth) - Common Mode: 3kV (D1+ to Earth, D1- to Earth, COM to Earth,) - Differential Mode: 1kV (DA+ to DA-) - Differential Mode: 1kV (D1+ to D1-, D1+ to Com,D1- to Com)
Surge(NTC)	EN 61000-4-5	- Common Mode: 3kV (NTC to Earth) - Differential Mode: 1kV (NTC to V1+/V2+/V3+)
Conducted Disturbance	EN61000-4-6	
Voltage Dip & Interruptions	EN 61000-4-11	

5. Level B within three times, additional external SPD in AC mains is recommended for the LED fixture common mode surge protection, details refer to Appendix 10.

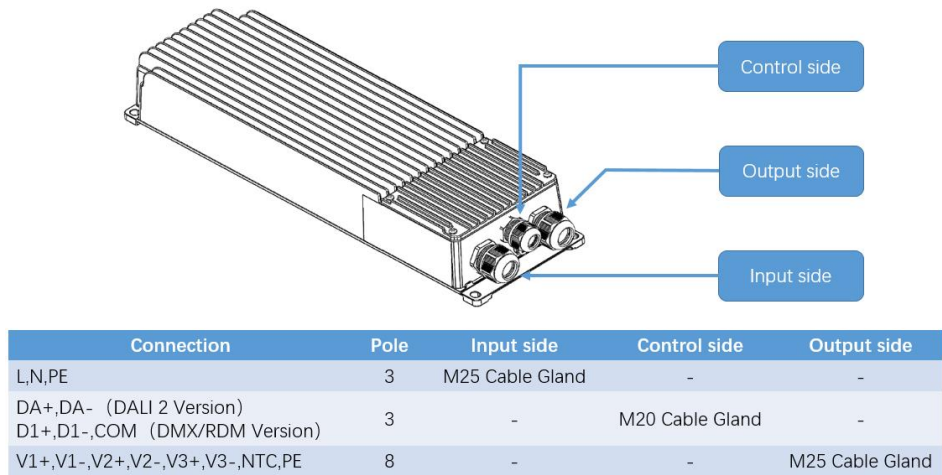
LED Driver

EUCO ARENA SPORT Series

Physical Dimensions



Electrical Connection



LED Driver

EUCO ARENA SPORT Series

Torque Force Requirement for IP66

M4 six-pointed star head cap screws
for junction box cover.(4x)
Material : stainless steel
Tightening force: 1.6 Nm

Input Section
M25 cable gland to cable
Clamping cable : 10-16.3mm
Tightening force: 5 Nm

Control Section
M20 cable gland to cable
Clamping cable : with plug
Tightening force: 1 Nm

Clamping cable : 6.3-11.3mm
Tightening force: 3.5 Nm

Output Section
M25 cable gland to cable
Clamping cable : 10-16.3mm
Tightening force: 5 Nm

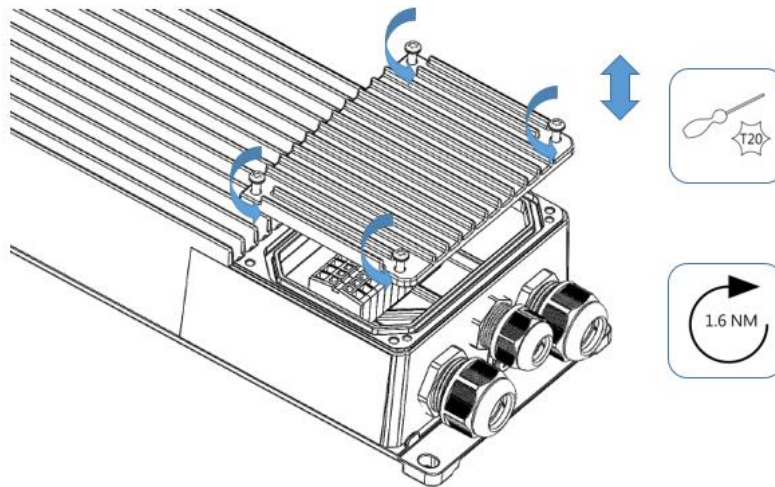
M25 cable gland to Chassis
Tightening force: 3.43 Nm

M20 cable gland to Chassis
Tightening force: 3.43 Nm

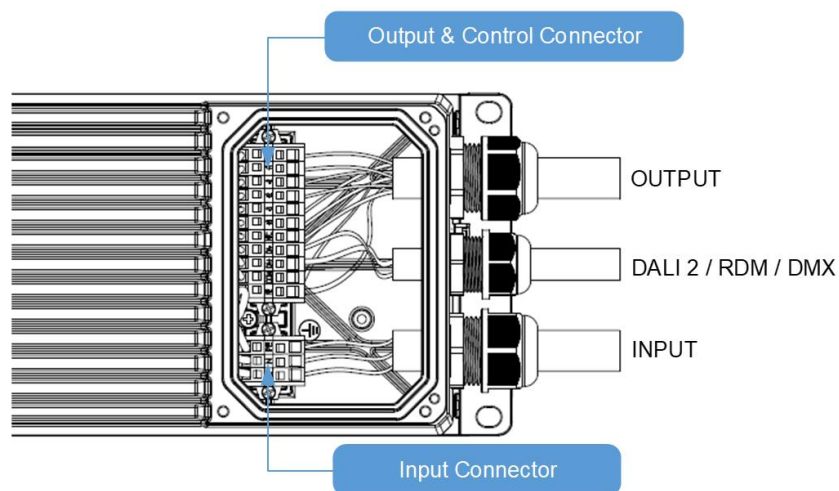
LED Driver

EUCO ARENA SPORT Series

The Feature of Junction Box



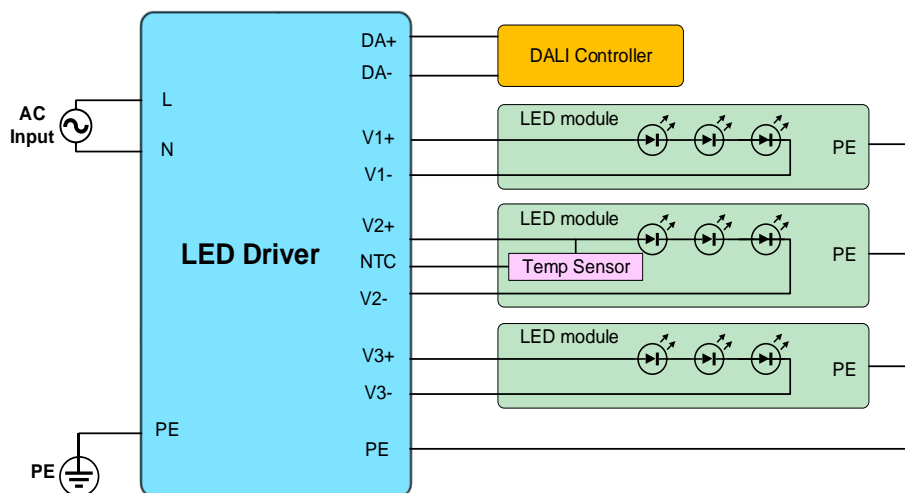
Note: The cap and fastening 4 screws all have the function of anti-falling off.



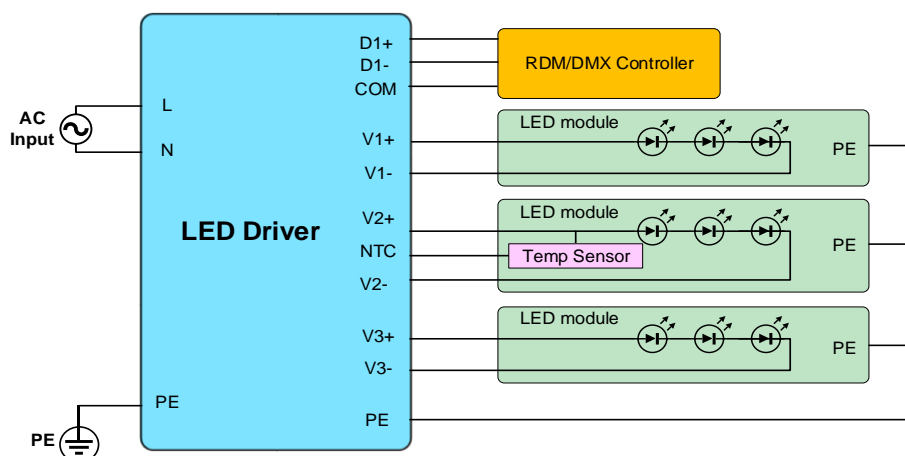
LED Driver

EUCO ARENA SPORT Series

Connection Schematic



EUCO-1K5140GLA



EUCO-1K5140GDA

Note: All the output channels are independent. The user should follow the Connection Schematic. Please refer to Appendix 9 for misconnection examples.

Drivers for each circuit breaker

Referring to the circuit breakers available on the market, the maximum number of the driver connectable for each circuit breaker is as the following table.

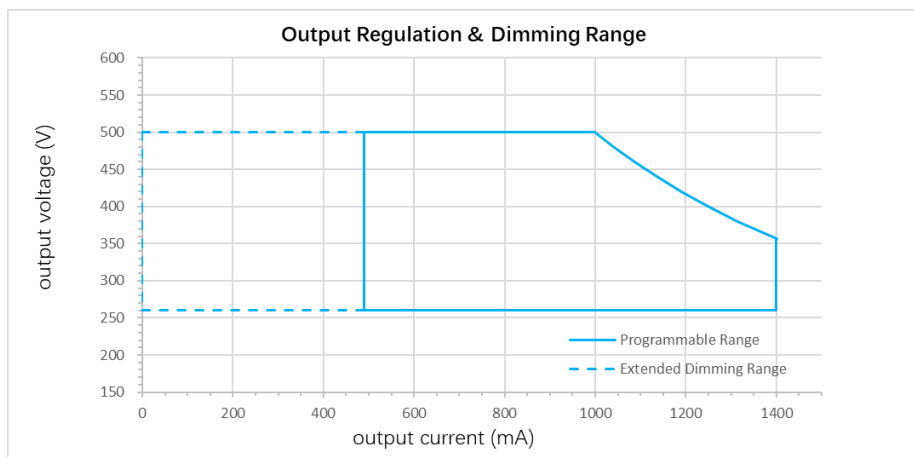
Circuit Breaker Type	MCB B/C 10A	MCB B/C 16A	MCB B/C 20A	MCB B/C 25A	MCB B/C 32A
Input: 220~240Vac	1	1	2	2	3
Input: 380~400Vac	1	2	2	3	4

LED Driver

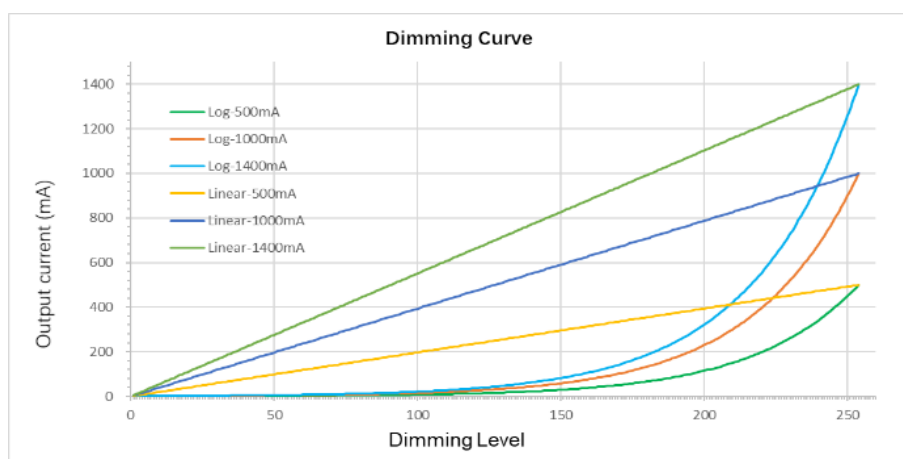
EUCO ARENA SPORT Series

Appendix

1. Operating Range Curve

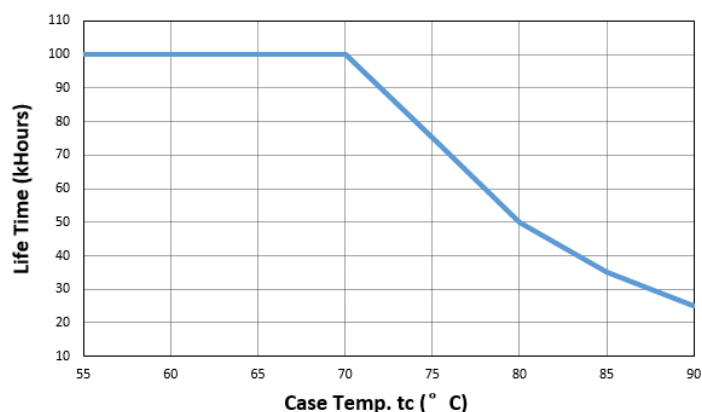


2. Dimming Range Curve



Note: EUCO ARENA SPORT series can program the output current through computer and programming tool. More details please refer to DALI programming User Manual or RDM/DMX programming User Manual.

3. Life Time VS Case Temperature Curve

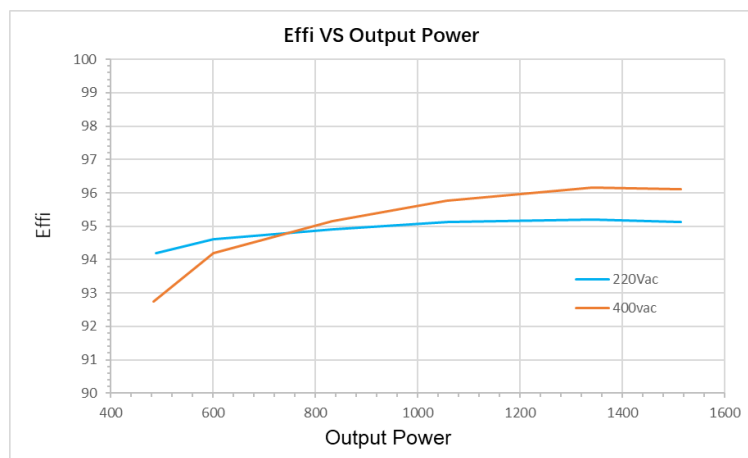


Note: Test at input voltage 220Vac & 400Vac, at full Load with 1.4A/360V.

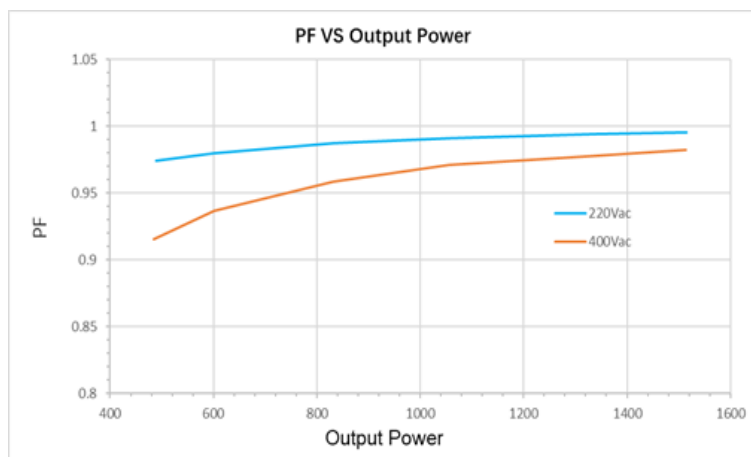
LED Driver

EUCO ARENA SPORT Series

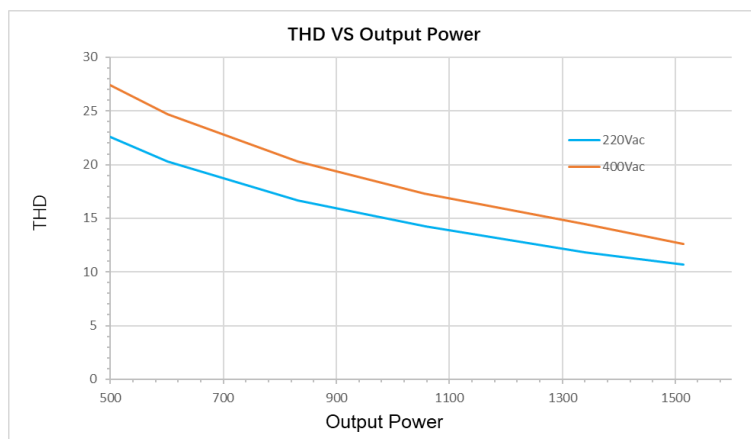
4. Efficiency versus Output Power



5. Power Factor versus Output Power



6. THD versus Output Power

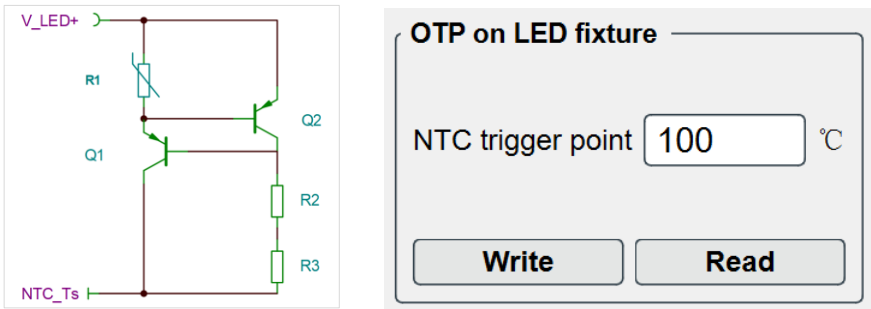


LED Driver

EUCO ARENA SPORT Series

7. Over Temperature Protection on LED Fixtures

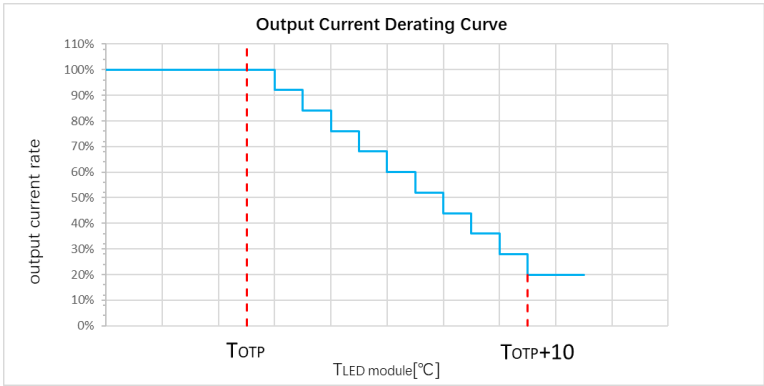
This protection is an optional feature and user can ignore it without connecting to NTC connector in the junction box. An external temperature detection circuit as shown below is required to achieve the NTC terminal function to prevent the LED fixture from overheating. Strongly recommended that the temperature detection circuit be placed on the hottest LED module in the three channels to monitor its temperature.



Bill of recommended materials

Reference	Part	Manufacturer	Description
Q1/Q2	PBHV9050T	NEXPERIA	500V 150 mA PNP high-voltage low VCEsat transistor
R1	TSM1A333F3952RZA	THINKING	RES NTC 33Kohm F 3950K +/-1% SMD 0603 TP
R2/R3	RC1206FR-07 5M1L	YAGEO	RES SMD 1/4W 5.1Mohm F 1206

The trigger point of this protection can be set easily according to the actual conditions of the LED fixtures, the user can set the trigger point between 80 °C and 110 °C by the tool (from Delta), and the default value is 100 °C. When the temperature exceeds the trigger point (T_{OTP}), the output current of each channel will decrease automatically within 10 seconds to bring the temperature of the LED module back to safe value. Note that the temperature measurement accuracy depends on the load condition. More details about parameter setting please refer to DALI programming User Manual or RDM/DMX programming User Manual.

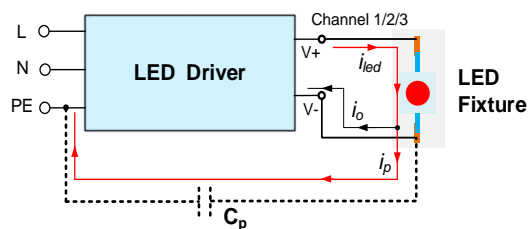
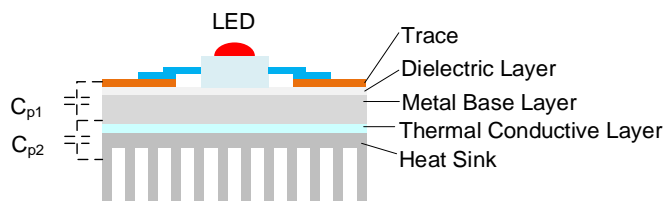


8. Effect of Parasitic Capacitance in LED Fixture

The simplified structure of LED fixtures and leakage current effect are illustrated as following figures. As the driver is non-isolated between input and output, there could be an inevitable leakage current path through LED and equivalent parasitic capacitor C_p (C_{p1} and C_{p2}) to the PE (protective earth) in case that Heat Sink of the LED fixture grounds to the PE. This leakage current i_p could impact on the output current ripple and the performance at low dimming level or dimming OFF. The equivalent C_p should be kept as low as possible for low leakage current and accordingly optimized performance of the driver.

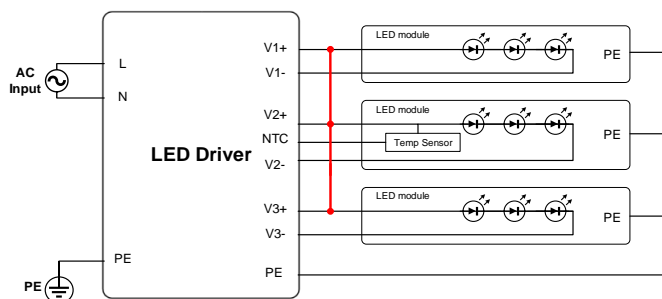
LED Driver

EUCO ARENA SPORT Series

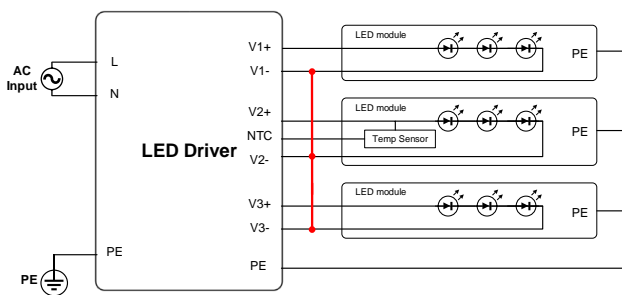


9. Misconnection Warning

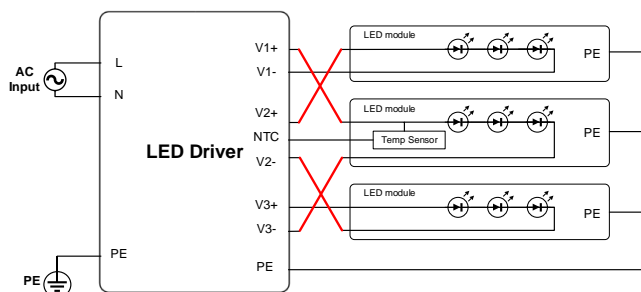
Since the output channels of the driver are independent with each other, any wiring misconnection should not be allowed, otherwise the driver could perform abnormally or even fail after a period of operation. Following are some examples of misconnections.



Misconnection of any 2 or all 3 output positive terminals together.



Misconnection of any 2 or all 3 output negative terminals together.



Cross misconnections between any 2 or all 3 channels.

10. External SPD requirement for extra LED fixture common mode surge protection

Although the EUCO Arena Sport driver features the common mode surge protection capability of 10kV against unexpected surge pulses like Lightning phenomenon through AC mains. The peak of residual common mode voltage pulses between the LED+ and PE or LED- and PE terminals of the luminaire could still be around or over 5kV, an unexpected surge pulses possibly will damage the safety insulation in the LED module board (LED+/- to PE). In addition, in the event the LED module heat-sink insulation is not robust enough, the driver possibly will get damaged due to the high common mode short circuit current induced by the LED board insulation breakdown. Therefore, Delta Electronics proposes for Class I luminaire to install an external surge protector device (SPD) in the AC mains side to improve the robustness surge capability of the luminaire against unexpected surge pulses. In such way, the luminaire would retain a strong common mode surge residual voltage within LED modules capability and it can be easily marketed globally by attributing different surge protector device (SPD) to meet differing surge level requirements.

11. Others

Warranty Policy

Please reach out our [Warranty Policy](#) should you require any further clarification.

X-ON Electronics

Largest Supplier of Electrical and Electronic Components

Click to view similar products for [LED Power Supplies](#) category:

Click to view products by [Delta](#) manufacturer:

Other Similar products are found below :

[PIFC-K250F](#) [PITB-K222A](#) [ALD-514012PJ134](#) [OECCDD02-350](#) [OECCDD02-700](#) [OECCDD02-300](#) [OECCDD02-450](#) [OECCDD02-600](#)
[ESS015W-1000-12](#) [ESS030W-1050-21](#) [SLM140W-1.05-130-ZA](#) [ESS015W-0700-18](#) [OTE 25/220-240/700 PC](#) [OT FIT 30/220-240/700 CS](#)
[CNB50W-1200-42-CAS](#) [87500757](#) [LCU 48V 75W DC-STR FO](#) [LC 45 W 500–1400 MA FLEXC SC EXC](#) [I-SELECT 2 PLUG 2000MA BL](#)
[LC 50/200-350/170 FLEXCC LP SNC3](#) [LCO 14/100-500/38 O4A NF C EXC3](#) [LCA 60W 900-1750MA ONE4ALL C PRE](#) [LC 8/180/44 FIXC](#)
[SR SNC2](#) [LC 19/200-350/54 FLEXC LP SNC4](#) [BXDR-PS-75BS-E116D-01-A](#) [LC 30/500/54 FIXC SR SNC2](#) [LCA 60W 24V ONE4ALL SC](#)
[PRE SP](#) [LC 60W 75-330MA 310V FLEXC NF H16 EXC4](#) [LC 8/180/42 FIXC PC SR SNC2](#) [LC 10/350/29 FIXC SR SNC2](#) [LC 50/100-](#)
[400/140 PO4A NF H16 PRE3](#) [LC 25/600/42 FIXC SRL ADV2](#) [LCO 24/200-1050/39 NF C ADV3](#) [LC 25W 350-1050MA FLEXC SR EXC](#)
[LC 35W 24 ONE4ALL IP PRE](#) [BXDR-PS-25BS-E107D-01-A](#) [LC 17W 250-700MA FLEXC SR EXC](#) [LC 14W 700MA FIXC PC SR SNC2](#)
[LC 200W 24V SC SNC](#) [LCA 60W 900–1750MA ONE4ALL SR PRE](#) [LC 65W 200-350MA 210V FLEXC LP SNC4](#) [LC 60/1400/43 FIXC SR](#)
[SNC2](#) [LC 75W 250-400MA 220V O4A LP ADV](#) [4880](#) [PWM-60-24DA2](#) [PWM-90-48DA2](#) [8538](#) [LC 165/400-700/320 FLEXC LP SNC4](#)
[LCO 40W 200-1050MA 64V O4A NF C EXC3](#) [LCI 150/250-1050/300 PD NF H28 PRE4](#)