

## Data Sheet

Pressure transmitters  
Type **MBS 33**

For industrial applications



The standard pressure transmitters MBS 33 are designed for use in almost all industrial applications, and offer reliable pressure measurements, even under harsh environmental conditions.

The flexible pressure transmitter programme covers different output signals, absolute or gauge (relative) versions, measuring ranges from 0 – 1 to 0 – 600 bar and a wide range of pressure and electrical connections.

Excellent vibration stability, robust construction, and a high degree of EMC / EMI protection equip the pressure transmitter to meet the most stringent industrial requirements.

**Features**

- Designed for use in severe industrial environments
- CE-marked: EMC protected in accordance with EU EMC Directive
- Enclosure and wetted parts of acid-resistant stainless steel (AISI 316L)
- Fully digitally compensated
- Output signals:
  - 0 – 5 V, 1 – 5 V, 1 – 6 V or 0 – 10 V DC
  - 4 – 20 mA
- A wide range of pressure connections
- Electrical connection: plug or cable
- For use in ATEX Zone 2 explosive atmospheres
- UL approved

## Product specification

### Technical data

**Table 1: Performance (EN 60770)**

Accuracy (incl. non-linearity, hysteresis and repeatability)		≤ ± 0.3% FS (typ.)
		≤ ± 0.8% FS (max.)
Non-linearity BFSL (conformity)		≤ ± 0.2% FS
Hysteresis and repeatability		≤ ± 0.1% FS
Thermal zero point shift		≤ ± 0.1% FS / 10K (typ.)
		≤ ± 0.2% FS / 10K (max.)
Thermal sensitivity (span) shift		≤ ± 0.1% FS / 10K (typ.)
		≤ ± 0.2% FS / 10K (max.)
Response time	Liquids with viscosity < 100 cSt	< 4 ms
Overload pressure (static)		6 × FS (max. 1500 bar)
Burst pressure		6 × FS (max. 2000 bar)
Power-up time		< 50 ms
Durability, P: 10 – 90% FS		> 10 × 10 <sup>6</sup> cycles

**Table 2: Electrical specifications**

Nom. output signal (short-circuit protected)	4 – 20 mA	0 – 5 V, 1 – 5 V, 1 – 6 V	0 – 10 V
Supply voltage [U <sub>B</sub> ], polarity protected	9 – 32 V DC		15 – 32 V DC
Supply – current consumption	-	≤ 5 mA	≤ 8 mA
Supply voltage dependency	< 0.1% FS / 10 V		< 0.05% FS / 10 V
Output limitation	22.4 mA (typ.)	0-5 V: 5.75 V 1-5 V: 5.6 V 1-6 V: 6.75 V	0-10 V: 11.5 V
Sink / Source	-	< 1 mA	
Load [R <sub>L</sub> ] (load connected to 0 V)	R <sub>L</sub> ≤ (U <sub>B</sub> - 9 V) / 0.02 A	R <sub>L</sub> ≥ 10 kΩ	R <sub>L</sub> ≥ 15 kΩ

**Table 3: Environmental conditions**

Sensor operating temperature		Normal	-40 – 85 °C
		ATEX Zone 2	-10 – 85 °C
Media temperature range			-40 – 85 °C
Ambient temperature range (depending on electrical connection)			See <a href="#">Electrical connections</a>
Compensated temperature range			0 – 80 °C
Transport / storage temperature range			-50 – 85 °C
EMC – Emission			EN 61000-6-3
EMC – Immunity			EN 61000-6-2
Insulation resistance			> 100 MΩ at 500 V DC
Mains frequency test			Based on SEN 361503
Vibration stability	Sinusoidal	15.9 mm-pp, 5 Hz – 25 Hz 20 g, 25 Hz – 2 kHz	IEC 60068-2-6
	Random	7.5 g <sub>rms</sub> , 5 Hz – 1 kHz	IEC 60068-2-64
Shock resistance	Shock	500 g / 1 ms	IEC 60068-2-27
	Free fall	1 m	IEC 60068-2-32
Enclosure (depending on electrical connection)			See <a href="#">Electrical connections</a>

**Table 4: Explosive atmospheres**

Zone 2 applications <sup>(1)</sup>	II 3G Ex ce IIA T3 Gc -10 °C < Ta < +85 °C	EN60079-0; EN60079-7
------------------------------------	--	----------------------

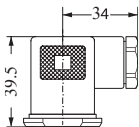
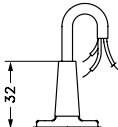
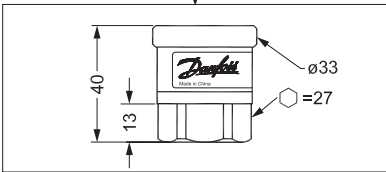
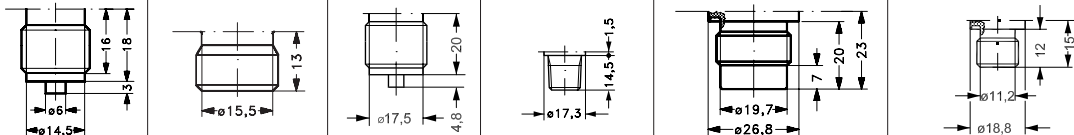
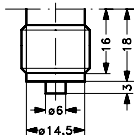
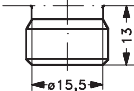
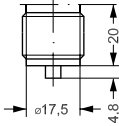
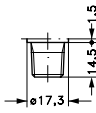
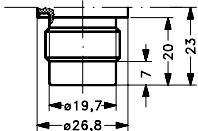
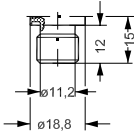
<sup>(1)</sup> When used in ATEX Zone 2 areas at low temperatures the cable and plug must be protected against impact.

## Pressure transmitters, type MBS 33

**Table 5: Mechanical characteristics**

Materials	Wetted parts	EN 10088-1; 1.4404 (AISI 316 L)
	Enclosure	EN 10088-1; 1.4404 (AISI 316 L)
	Electrical connections	See <a href="#">Electrical connections</a>
Net weight (depending on pressure connection and electrical connection)		0.2 – 0.3 kg

## Dimensions / Combinations



Type code	A1			A3		
	EN175301-803-A, Pg 9			2 m screened cable		
						
						
						
	 G 1/4 A (EN 837)	 M18 x 1.5 (DIN 3852/3)	 G 1/2 A (EN 837)	 1/4 - 18 NPT	 M22 x 1.5 (DIN 3852-E)	 G 1/4 (DIN 3852-E)
Type code	AB04	AB12	AB08	AC04	BA16	GB04
Recommended torque <sup>1)</sup>	30 – 35 Nm	30 – 35 Nm	30 – 35 Nm	2 – 3 turns after finger tightened	30 – 35 Nm	30 – 35 Nm

<sup>(1)</sup> Depends of different parameters as packing material, mating material, thread lubrication and pressure level.

## Electrical connections

**Table 6: Electrical connections**

Type code	A1	A3
	 EN 175301-803-A, Pg 9	 2 m screened cable
Ambient temperature	-40 – 85 °C	-30 – 85 °C
Enclosure (IP protection fulfilled together with mating connector)	IP65	IP67

Type code	A1	A3
Material	Glass filled polyamid, PA 6.6	Polyolefin cable with PE shrinkage tubing
Electrical connection, 4 – 20 mA output (2 wire)	Pin1: + supply Pin 2: ÷ supply Pin 3: not used  Earth: Connected to MBS enclosure	Brown wire: + supply Black wire: ÷ supply Red wire: not used Orange: not used Screen: not connected to MBS enclosure
Electrical connection, 0 – 5 V, 1 – 5 V, 1 – 6 V, 0 – 10 V output	Pin1: + supply Pin 2: ÷ supply <sup>(1)</sup> Pin 3: + output  Earth: Connected to MBS enclosure	Brown wire: + output Black wire: ÷ supply <sup>(1)</sup> Red wire: + supply Orange: not used Screen: not connected to MBS enclosure

(1) Common

## Ordering

## Ordering standard

**MBS 33**

The diagram illustrates the MBS 33 pressure transmitter, showing its modular design with various options. The main body is a central vertical column with several options branching off to the left and right. Options are represented by boxes with numbers or codes inside. A legend at the bottom left indicates that a grey box represents the 'Preferred version'.

**Gasket / O-ring material**

0	No gasket
2	Gasket, NBR -40 °C – 85 °C
4	O-ring, NBR -40 °C – 85 °C

**Measuring range**

0 – 1.0 bar	1 0
0 – 1.6 bar	1 2
0 – 2.5 bar	1 4
0 – 4.0 bar	1 6
0 – 6.0 bar	1 8
0 – 10 bar	2 0
0 – 16 bar	2 2
0 – 25 bar	2 4
0 – 40 bar	2 6
0 – 60 bar	2 8
0 – 100 bar	3 0
0 – 160 bar	3 2
0 – 250 bar	3 4
0 – 400 bar	3 6
0 – 600 bar	3 8

**Pressure connection**

A B 0 4	G ¼ A (EN 837)
A B 0 8	G ½ A (EN 837)
A C 0 4	¼ – 18 NPT
B A 1 2	M18 × 1.5 (DIN 3852/3)
B A 1 6	M22 × 1.5 (DIN 3852-E)
G B 0 4	G ¼ (DIN 3852-E)

**Electrical connection**

A1	Plug Pg 9 (EN175301-803-A)
A3	Screened cable, 2 m

**Output signal**

1	4 – 20 mA
2	0 – 5 V
3	1 – 5 V
4	1 – 6 V
5	0 – 10 V

**Pressure reference**

1	Gauge (relative)
2	Absolute

**Preferred version**

A grey box indicates the preferred version.

**i NOTE:**

Non-standard build-up combinations may be selected. However, minimum order quantities may apply. Please contact your local Danfoss office for further information or request on other versions.

## Certificates, declarations and approvals

The list contains all certificates, declarations, and approvals for this product type. Individual code number may have some or all of these approvals, and certain local approvals may not appear on the list.

Some approvals may change over time. You can check the most current status at [danfoss.com](https://danfoss.com) or contact your local Danfoss representative if you have any questions.

### Valid certificates and declarations

Table 7: Certificates and declarations

File name	Document type	Document topic	Approval authority
CRN.OF18477.5123467890YTN	Pressure - Safety Certificate	CRN	TSSA
B-BK-60210-1170/19	PZH	-	-
1786330	Explosive - Safety Certificate	-	CSA
064R9402.00	Manufacturers Declaration	MD Declaration	Danfoss
064G9615.06	EU Declaration	ATEX/EMCD/RoHS	Danfoss
060R3160.00	Manufacturers Declaration	China RoHS	Danfoss
Д-ДК.БЛ08.В.00302_18	EAC RU	EAC Declaration	-
DK.C.30.018.A 31316	Measuring - Performance Certificate	-	Gost
OC.C.30.004.A 53828-1	Measuring - Performance Certificate	-	Gost
E311982	Electrical safety certificate	-	UL
E494625	Electrical safety certificate	-	UL
E227388	Electrical safety certificate	Hazardous Locations	UL

## Online support

Danfoss offers a wide range of support along with our products, including digital product information, software, mobile apps, and expert guidance. See the possibilities below.

### The Danfoss Product Store



The Danfoss Product Store is your one-stop shop for everything product related—no matter where you are in the world or what area of the cooling industry you work in. Get quick access to essential information like product specs, code numbers, technical documentation, certifications, accessories, and more.

Start browsing at [store.danfoss.com](https://store.danfoss.com).

### Find technical documentation



Find the technical documentation you need to get your project up and running. Get direct access to our official collection of data sheets, certificates and declarations, manuals and guides, 3D models and drawings, case stories, brochures, and much more.

Start searching now at [www.danfoss.com/en/service-and-support/documentation](https://www.danfoss.com/en/service-and-support/documentation).

### Danfoss Learning



Danfoss Learning is a free online learning platform. It features courses and materials specifically designed to help engineers, installers, service technicians, and wholesalers better understand the products, applications, industry topics, and trends that will help you do your job better.

Create your Danfoss Learning account for free at [www.danfoss.com/en/service-and-support/learning](https://www.danfoss.com/en/service-and-support/learning).

### Get local information and support



Local Danfoss websites are the main sources for help and information about our company and products. Find product availability, get the latest regional news, or connect with a nearby expert—all in your own language.

Find your local Danfoss website here: [www.danfoss.com/en/choose-region](https://www.danfoss.com/en/choose-region).

### Spare Parts



Get access to the Danfoss spare parts and service kit catalog right from your smartphone. The app contains a wide range of components for air conditioning and refrigeration applications, such as valves, strainers, pressure switches, and sensors.

Download the Spare Parts app for free at [www.danfoss.com/en/service-and-support/downloads](https://www.danfoss.com/en/service-and-support/downloads).

Any information, including, but not limited to information on selection of product, its application or use, product design, weight, dimensions, capacity or any other technical data in product manuals, catalogues descriptions, advertisements, etc. and whether made available in writing, orally, electronically, online or via download, shall be considered informative, and is only binding if and to the extent, explicit reference is made in a quotation or order confirmation. Danfoss cannot accept any responsibility for possible errors in catalogues, brochures, videos and other material. Danfoss reserves the right to alter its products without notice. This also applies to products ordered but not delivered provided that such alterations can be made without changes to form, fit or function of the product. All trademarks in this material are property of Danfoss A/S or Danfoss group companies. Danfoss and the Danfoss logo are trademarks of Danfoss A/S. All rights reserved.

## X-ON Electronics

Largest Supplier of Electrical and Electronic Components

*Click to view similar products for [Speakers & Transducers](#) category:*

*Click to view products by [Danfoss](#) manufacturer:*

Other Similar products are found below :

[FC-30814-P127](#) [PB-1220PE](#) [PT-2065FW](#) [PT-4175W](#) [FS2515NS0810-H5.5](#) [FS7033NB0830-H15.5-R01](#) [FS77DS0850-H24-R01](#)  
[GSPK25042PN-8R1.0W-L100](#) [GSPK5010TN-4R3W](#) [KLJ-1504R8W0.5-L44](#) [FS7423NB0430-H10.0](#) [FS66W04100-H31](#) [FS45DS0880-H24.8-R02](#) [FS32NS0820-H5.8-R01](#) [FS3520NS0820-H7.9-P1.25-L60](#) [FS50DS0430-H13.3-R24](#) [FS3411P08-H4.0](#) [FS26NS0820-H4.9-R01](#)  
[FS5835DS0850-H19.4-R01](#) [FS2011NB0807-H3.9-R01](#) [FS28DS0820-H9.4-R01](#) [FS66W0830-H27](#) [FS28DS0830-H15.3](#) [FS102W0480-H35](#)  
[FS5035NB0820-H26.8-R01](#) [FS3514NB0808-H6.0-R01](#) [FS40DS0450-H18.3](#) [FS77W0450-H23.5](#) [FS77W0850-H25.5](#) [FS102W04200-H40](#)  
[FS3411P04-H4.0](#) [FS50DS0830-H12.7](#) [PEI](#) [FS3020NB0805-H4.1-R01](#) [FS4020NB0410-H6.6-R01](#) [FS4020NB0820-H8.5-R01](#) [FS50DS0830-H13.3-R24](#) [FS87W08100-H34](#) [FS87W16120-H32](#) [FS9050W0850-H38.5](#) [FS2015NB0808-H8.0-R01](#) [FS2217NB0810-H8-R01](#)  
[FS7040DS0850-H16.8](#) [FS77W04150-H41](#) [FS102W08200-H41](#) [FS50MS0820-H7.5-P2.54-L350](#) [FS40MS0820-H5.0-P2.54-L160](#)  
[FS102W04330-H39.5](#) [FS102W04100-H37.5](#) [FS20NS0820-H5.5-R01](#) [FS3020MS0820-H4.7-P2.0-L150](#)