

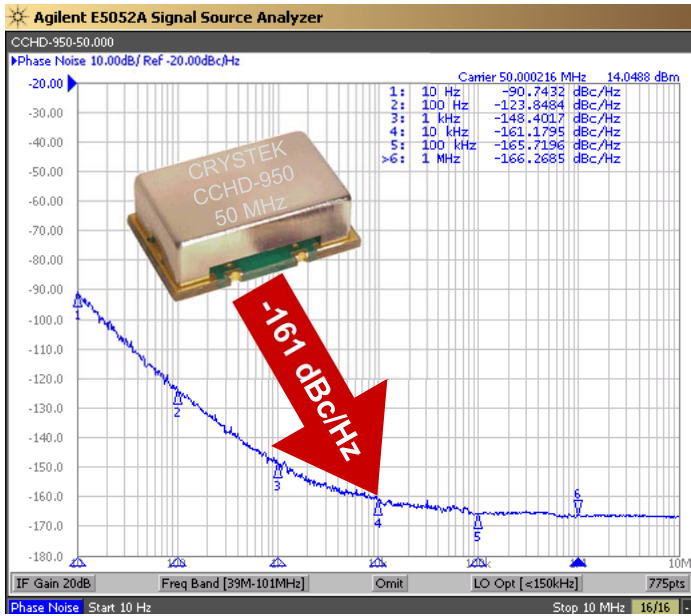
CCHD-950

Ultra-Low Phase Noise Oscillator

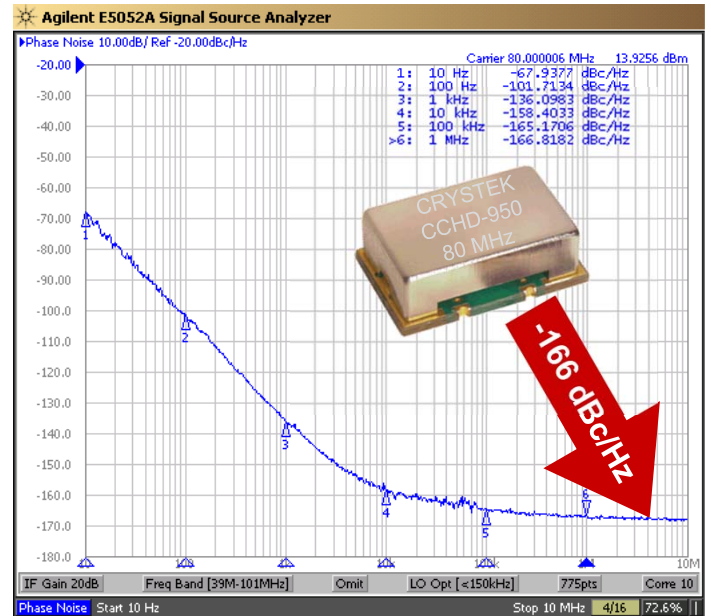


CCHD-950 Model
9×14 mm SMD, 3.3V, HCMOS

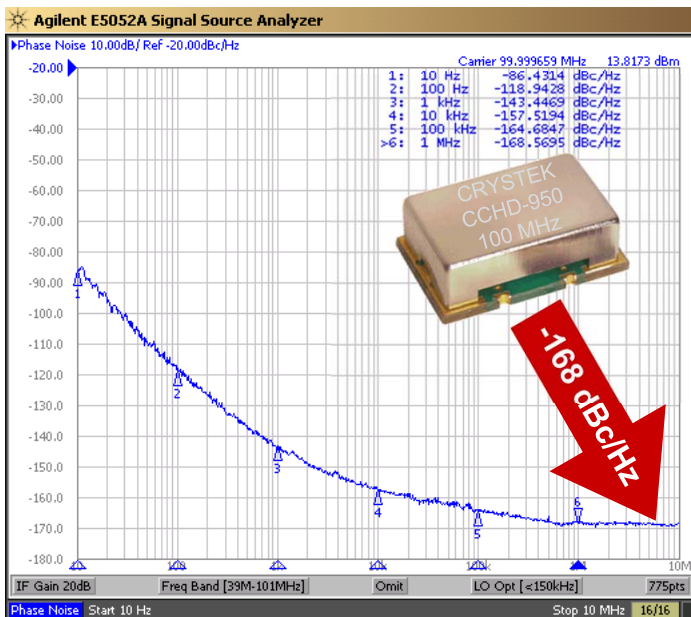
50 MHz HCMOS 3.3V



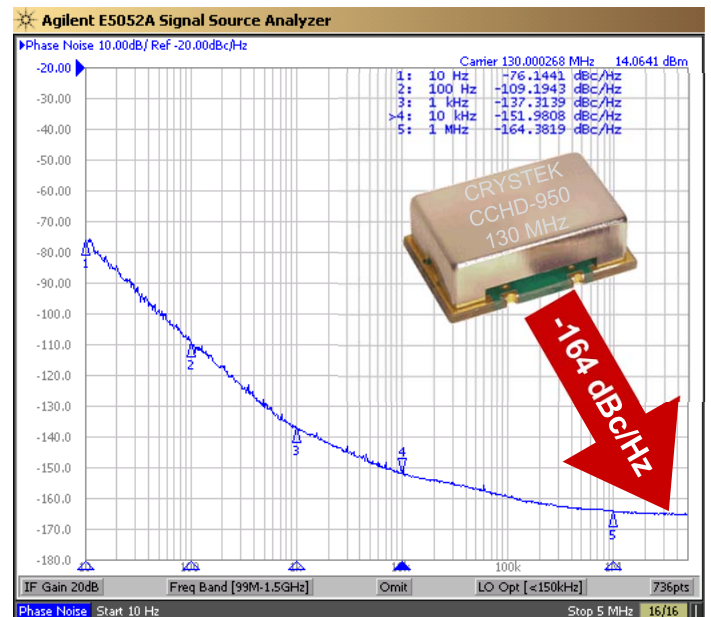
80 MHz HCMOS 3.3V



100 MHz HCMOS 3.3V



130 MHz HCMOS 3.3V



Model CCHD-950 is a 45 MHz to 130 MHz HCMOS Clock Oscillator. High Q crystal and 3rd overtone technology provides Ultra-Low Phase Noise and Low-Jitter performance with an HCMOS output. Features include -165 dBc/Hz phase noise floor with 3.3 Vdc input voltage, -40°C to +85°C operating temperature, and 9×14 mm SMT package. The oscillator has no sub-harmonics.

Applications include High Definition TV, Avionics
Low Phase Signal Sources, and Test and Measurement.

Rev: P
Date: 19-Sep-2017
Page 1 of 2

CCHD-950

Ultra-Low Phase Noise Oscillator



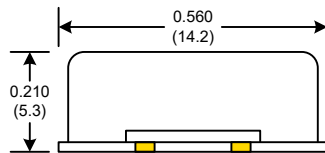
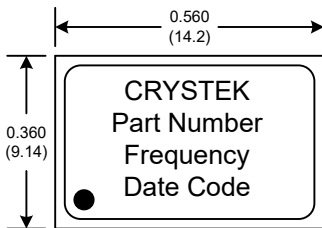
CCHD-950 Model
9x14 mm SMD, 3.3V, HCMOS

Frequency Range: 45 MHz to 130 MHz
Temperature Range: 0°C to +70°C
 (Option M) -20°C to +70°C
 (Option X) -40°C to +85°C
Storage: -45°C to 90°C
Input Voltage: 3.3V ±0.3V
Input Current: 15mA Typical, 25mA Max
Output: HCMOS
 Symmetry: 45/55% Max @ 50% Vdd
 Rise/Fall Time: 3ns Max @ 20% to 80% Vdd
 Logic: "0" = 10% Vdd Max
 "1" = 90% Vdd Min
 Load: 15pF
 Output Current: ±24mA Max
Phase Jitter (12kHz~20MHz): 40 fs Typical @ 100MHz
Phase Noise Typical: See plots
Phase Noise Floor: -165 dBc/Hz Typical, -160 dBc/Hz Max
Sub-harmonics: None
Aging: <3ppm 1st year, <1ppm thereafter

CCHD-950 Options:
Temperature Range: 0°C to +70°C (±20ppm, ±25ppm, ±50ppm)
 -20°C to +70°C (±25ppm, ±50ppm)
 -40°C to +85°C (±25ppm, ±50ppm)

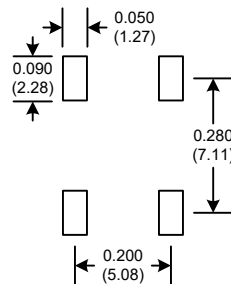
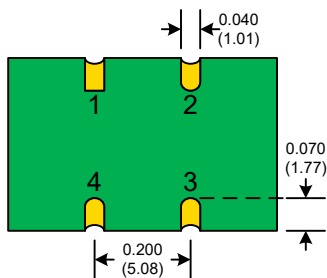
Part Number Example:
 CCHD-950X-25-100.000 = 3.3V, 45/55, -40°C to +85°C (±25ppm), 100 MHz

Mechanical:	
Shock:	MIL-STD-883, Method 2002, Condition B
Solderability:	MIL-STD-883, Method 2003
Vibration:	MIL-STD-883, Method 2007, Condition A
Solvent Resistance:	MIL-STD-202, Method 215
Resistance to Soldering Heat:	MIL-STD-202, Method 210, Condition I or J
Environmental:	
Thermal Shock:	MIL-STD-883, Method 1011, Condition A
Moisture Resistance:	MIL-STD-883, Method 1004



RECOMMENDED REFLOW SOLDERING PROFILE
 900034 (See App Note listed on website)
<http://www.crystek.com/specification/reflow/900034.pdf>

SUGGESTED PAD LAYOUT



Pad	Connection
1	NC
2	GND
3	OUT
4	Vdd

PAD FINISH: Immersion Gold (ENIG); 5 micro inches maximum

Crystek Corporation reserves the right to make changes to its products and/or information contained herein without notice.
 No liability is assumed as a result of its use or application.

Rev: P
 Date: 19-Sep-2017
 Page 2 of 2

X-ON Electronics

Largest Supplier of Electrical and Electronic Components

Click to view similar products for [Standard Clock Oscillators](#) category:

Click to view products by [Crystek](#) manufacturer:

Other Similar products are found below :

[601252](#) [F335-25](#) [F535L-33.333](#) [F535L-50](#) [NBXHBA019LN1TAG](#) [SiT1602BI-22-33E-50.000000E](#) [SIT8918AA-11-33S-50.000000G](#)
[SM4420TEV-40.0M-T1K](#) [F335-24](#) [F335-40](#) [F535L-10](#) [F535L-12](#) [F535L-24](#) [F535L-27](#) [PE7744DW-100.0M](#) [ASF1-3.686MHZ-N-K-S](#) [ASV-](#)
[4.000MHZ-LCS-T](#) [XLH735025.000JU4I8](#) [XLP725125.000JU6I8](#) [XO57CTECNA3M6864](#) [601251](#) [SiT8503AI-18-33E-0.200000X](#)
[SIT8918AA-11-33S-16.000000G](#) [SIT9122AI2C233E300.000000X](#) [9120AC-2D2-33E212.500000](#) [9102AI-243N25E100.000000](#) [8208AC-82-](#)
[18E-25.000000](#) [8008AI-72-XXE-24.545454E](#) [8004AC-13-33E-133.330000X](#) [AS-4.9152-16-SMD-TR](#) [ASFL1-48.000MHZ-LC-T](#)
[632L3I004M000000](#) [SIT8920AM-31-33E-25.000000](#) [DSC1028DI2-019.2000](#) [9121AC-2C3-25E100.000000](#) [9102AI-233N33E100.000000X](#)
[9102AI-233N25E200.000000](#) [9102AI-232H25S125.000000](#) [9102AI-133N25E200.000000](#) [9102AC-283N25E200.000000](#) [9001AC-33-33E1-30.000](#)
[8103AC-13-33E-12.000000X](#) [3921AI-2CF-33NZ125.000000](#) [5730-1SF](#) [XUN736000.032768I](#) [ASV-25.000MHZ-ECS-50-T](#) [EC3925ETTTS-](#)
[100.000M TR](#) [SIT1602BC-83-33E-10.000000Y](#) [8003AI-12-33S-40.000000Y](#) [1602BI-13-33S-19.200000E](#)