

CLE Series

- For LED light circuit and other long life applications
- Downsize and long life
- Endurance with ripple current : 8,000 to 10,000 hours at 105°C
- Non solvent resistant type
- RoHS Compliant

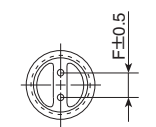
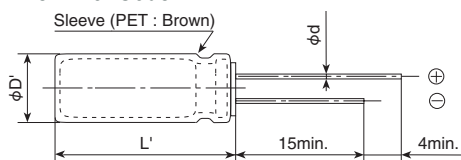


◆ SPECIFICATION

| Items | Characteristics | |
|--|---|---------------------------------------|
| Category | | |
| Temperature Range | -40 to +105°C | |
| Rated Voltage Range | 400V _{dc} | |
| Capacitance Tolerance | ±20% (M) (at 20°C, 120Hz) | |
| Leakage Current | CV ≤ 1,000 | CV > 1,000 |
| | I=0.1CV+40 | I=0.04CV+100 |
| | Where, I : Max. leakage current (μA), C : Nominal capacitance (μF), V : Rated voltage (V) (at 20°C) | |
| Dissipation Factor (tanδ) | 0.24 Max. (at 20°C, 120Hz) | |
| Low Temperature Characteristics (Max. Impedance Ratio) | Rated voltage (V _{dc}) | 400V |
| | Z(-25°C)/Z(+20°C) | Φ8 4 |
| | | Φ10 4 |
| | Z(-40°C)/Z(+20°C) | Φ8 8 |
| | | Φ10 6 (at 120Hz) |
| Endurance | The following specifications shall be satisfied when the capacitors are restored to 20°C after subjected to DC voltage with the rated ripple current is applied (the peak voltage shall not exceed the rated voltage) for 8,000 hours (10,000 hours for Φ10×16L) at 105°C. | |
| | Capacitance change | ≤ ±20% of the initial value |
| | D.F. (tanδ) | ≤ 200% of the initial specified value |
| | Leakage current | ≤ The initial specified value |
| Shelf Life | The following specifications shall be satisfied when the capacitors are restored to 20°C after exposing them for 1,000 hours at 105°C without voltage applied. Before the measurement, the capacitor shall be preconditioned by applying voltage according to Item 4.1 of JIS C 5101-4. | |
| | Capacitance change | ≤ ±20% of the initial value |
| | D.F. (tanδ) | ≤ 200% of the initial specified value |
| | Leakage current | ≤ 500% of the initial specified value |

◆ DIMENSIONS [mm]

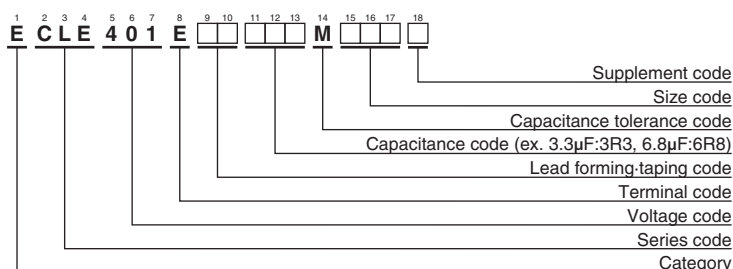
- Terminal Code : E



Gas escape end seal

| | | |
|----|------------|-----------|
| ΦD | 8 | 10 |
| Φd | 0.6 | 0.6 |
| F | 3.5 | 5.0 |
| D' | ΦD+0.5max. | |
| L' | L+1.5max. | L+2.0max. |

◆ PART NUMBERING SYSTEM



Specifications in this bulletin are subject to change without notice.

CLE Series

◆ STANDARD RATINGS

| WV (V _{dc}) | Cap (μF) | Case size ΦD×L(mm) | tanδ | Rated ripple current(mArms/ 105°C) | | Part No. |
|--------------------------|-------------|-----------------------|------|-------------------------------------|--------|--------------------|
| | | | | 120Hz | 100kHz | |
| 400 | 2.2 | 8 × 11.5 | 0.24 | 40 | 100 | ECLE401E□□2R2MHB5D |
| | 2.7 | 8 × 11.5 | 0.24 | 45 | 110 | ECLE401E□□2R7MHB5D |
| | 3.3 | 8 × 11.5 | 0.24 | 50 | 125 | ECLE401E□□3R3MHB5D |
| | 3.3 | 10 × 12.5 | 0.24 | 60 | 150 | ECLE401E□□3R3MJC5S |
| | 3.9 | 8 × 15 | 0.24 | 65 | 160 | ECLE401E□□3R9MH15D |
| | 4.7 | 10 × 16 | 0.24 | 90 | 225 | ECLE401E□□4R7MJ16S |
| | 5.6 | 10 × 16 | 0.24 | 100 | 250 | ECLE401E□□5R6MJ16S |
| | 6.8 | 10 × 16 | 0.24 | 115 | 285 | ECLE401E□□6R8MJ16S |

□□ : Enter the appropriate lead forming or taping code.

◆ RATED RIPPLE CURRENT MULTIPLIERS

● Frequency Multipliers

| Capacitance(μF) \ Frequency(Hz) | 50 | 120 | 300 | 1k | 10k | 100k |
|---------------------------------|------|------|------|------|------|------|
| 2.2 to 6.8 | 0.65 | 1.00 | 1.35 | 1.75 | 2.30 | 2.50 |

The endurance of capacitors is reduced with internal heating produced by ripple current at the rate of halving the lifetime with every 5°C rise.

When long life performance is required in actual use, the rms ripple current has to be reduced.

X-ON Electronics

Largest Supplier of Electrical and Electronic Components

Click to view similar products for [Aluminium Electrolytic Capacitors - Radial Leaded](#) *category:*

Click to view products by [Chemi-Con](#) *manufacturer:*

Other Similar products are found below :

[LXY50VB4.7M-5X11](#) [RFO-100V471MJ7P#](#) [ECE-A1EGE220](#) [1814181](#) [NCD681K10KVY5PF](#) [NEV1000M25EF-BULK](#) [NEV100M35DC](#)
[NEV100M63DE](#) [NEV220M25DD-BULK](#) [NEV.33M100AA](#) [NEV4700M50HB](#) [NEV.47M100AA](#) [NEVH1.0M250AB](#) [NEVH3.3M250BB](#)
[NEVH3.3M450CC](#) [KME50VB100M-8X11.5](#) [SG220M1CSA-0407](#) [ES5107M016AE1DA](#) [ESX472M16B](#) [476CKH100MSA](#) [477RZS050M](#)
[UVX1V101KPA1FA](#) [UVX1V222MHA1CA](#) [KME25VB100M-6.3X11](#) [VTL100S10](#) [VTL470S10](#) [511D336M250EK5D](#) [052687X](#) [ECE-](#)
[A1CF471](#) [EKXG451ELL820MM30S](#) [686CKR050M](#) [NRE-S560M16V6.3X7TBSTF](#) [ERZA630VHN182UP54N](#) [UPL1A331MPH](#)
[NEV1000M6.3DE](#) [NEV100M16CB](#) [NEV100M50DD-BULK](#) [NEV2200M16FF](#) [NEV220M50EE](#) [NEV2.2M50AA](#) [NEV330M63EF](#)
[NEV4700M35HI](#) [NEV4.7M100BA](#) [NEV47M16BA](#) [NEV47M50CB-BULK](#) [NEVH1.0M350AB](#) [NEVH2.2M160AB](#) [NEVH3.3M350BC](#)
[TER330M50GM](#) [477KXM035MGBWSA](#)