REV.	DESCRIPTION	ECN NO.	NAME	DATE

General tolerances(mm)														
0 ~ 3	>3 ~ 6	>6 ~ 10	>10 ~ 18	>18 ~ 30	>30 ~ 50	>50 ~ 80	>80 ~ 120	>120 ~ 180	>180 ~ 250	>250 ~ 315	>315 ~ 400	>400 ~ 500	>500	0.1/10
±0.12	±0.18	±0.22	±0.26	±0.31	±0.37	±0.57	±0.80	±0.93	±1.05	±1.15	±1.60	±2.20	±2.50	±2°

Product model	PIN	A	B	C	D
JCB381-WDMC2P	2X2	8.86	3.81	8.46	3.81
JCB381-WDMC3P	2X3	12.67	7.62	12.27	7.62
JCB381-WDMC4P	2X4	16.48	11.43	16.08	11.43
JCB381-WDMC5P	2X5	20.29	15.24	19.89	15.24
JCB381-WDMC6P	2X6	24.10	19.05	23.70	19.05
JCB381-WDMC7P	2X7	27.91	22.86	27.51	22.86
.....	....	.....	....	.....	....
JCB381-WDMC24P	2X24	3.81xN/2+1.24	3.81x(N/2-1)	3.81xN/2+0.84	3.81x(N/2-1)

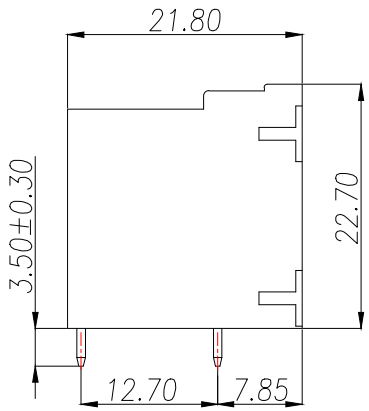

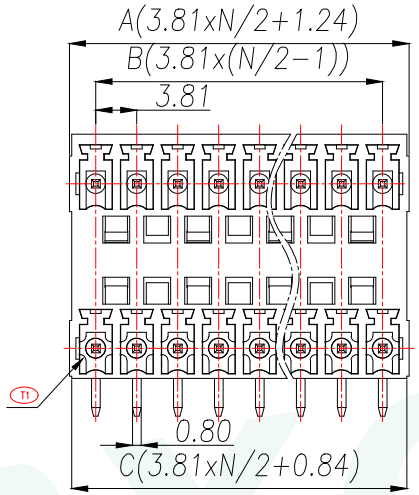

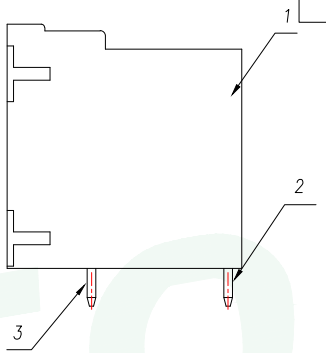

UL Standard	B	C	D
Rated Voltage(V)/Current(A)	300/8	/	300/8
IEC Standard			
Overvoltage Category/Pollution Degree	III/3	III/2	II/2
Rated Voltage(V)/Current(A)	/	/	250/7
Rate Impulse Voltage(KV)	/	/	2.5
Pitch(mm)/Poles	3.81/N=04~48P		
Operating temperature(°C)	-40~+105		
Conform to RoHS	Yes		

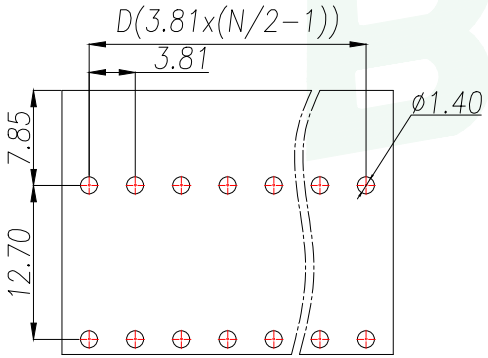

PCB LAYOUT

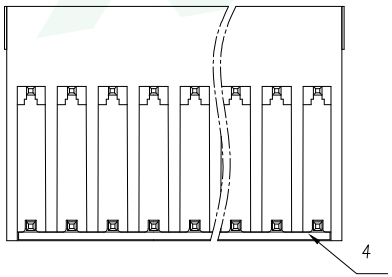

ITEM	NAME OF PART	MATERIAL	NOTES
4	Cover	PA66	UL94V-0
3	Pin 2	Copper Alloy	Sn Plated
2	Pin 1	Copper Alloy	Sn Plated
1	Housing	PA66	UL94V-0

GENERAL TOLERANCE	DONGGUAN BAOXUN PRECISION TECHNOLOGY CO., LTD					BXCONN®
DIM. TOL. X X.X ±0.30 X.XX ±0.25 X.XXX ±0.15 GENERAL ANGLE: ±3°	TITLE: Socket-type terminal					
	DWG. NO.: JCB381-WDMCNP				DRAWN: MAX	
	PART NO.: JCB381-WDMCNP				CHECKED: ELLA	
	UNIT: mm	SCALE: none	SHEET: 1of 1	DWG. SIZE: A4	LAYER: bxconn	APPROVED: WILL

X-ON Electronics

Largest Supplier of Electrical and Electronic Components

Click to view similar products for Pluggable Terminal Blocks ***category:***

Click to view products by BXCONN ***manufacturer:***

Other Similar products are found below :

57.510.0053 721-104/026-047 721-204/026-045 ET02015000J0G 860505 860516 GBPACX-12 93.731.4953.0 950-FB/03 950-NLFL-DS/03 PVS02-5,00 1-1986160-3 121-A-111/03 121-A-111/05 121-M-121/04 121-M-211/03 121-M-221/06 1377680000 1546228-5 ELFP03110 ELFT07250 ELXH071G0E 1725220000 1760336 1855000000 19346 1946309 1973592 2-1546857-6 231-110/031-000 25.320.4053.1 25.320.4553.9 25.320.4753.1 25.340.0353.1 25.340.1053.1 25.345.3553.0M001 25.640.3553.1 931-HSL/03-HT 950-FL-DS/04 950-LH-DS/02 950-NLFL-DS/06 SH04-3,50 SH08-5,08 SH08-5,08-K SH12-5,08 SH15-5,00 SHS04-5,00 30.303 30.305 30.306