


SERIES: F2D1-2014A | DESCRIPTION: HIGH CURRENT POWER INDUCTORS

FEATURES

- Ferrite core
- Moisture sensitivity: Level (MSL) 1
- High inductance, high current, low magnetic loss, low ESR, small parasitic capacitance
- Operating temperature -40°C to 125°C



MODEL	Inductance (Lo)	Tolerance	DC Resistance (DCR)	Saturation Current (Isat)	Temperature Rise Current (Irms)
	typ [μH]	typ [± %]	max [mΩ]	typ [A]	typ [A]
F2D1-2014A-R70MC	0.70	20	0.79	75.0	32.0
F2D1-2014A-1R4MC	1.40	20	1.02	60.0	31.5
F2D1-2014A-2R2MC	2.20	20	1.58	52.0	30.5
F2D1-2014A-3R1MC	3.10	20	2.30	45.0	26.0
F2D1-2014A-4R2MC	4.20	20	3.34	38.0	24.0
F2D1-2014A-5R5MC	5.50	20	3.96	33.0	22.0
F2D1-2014A-7R0MC	7.00	20	5.10	30.0	21.0
F2D1-2014A-8R6MC	8.60	20	7.08	25.0	17.0
F2D1-2014A-100MC	10.0	20	7.80	23.0	16.0
F2D1-2014A-150MC	15.0	20	8.50	21.0	14.0
F2D1-2014A-220MC	22.0	20	10.3	15.0	12.5
F2D1-2014A-330MC	33.0	20	11.1	11.0	12.0
F2D1-2014A-470MC	47.0	20	12.0	8.50	11.5

- Notes:
1. Referenced ambient temperature 25°C
 2. Test Condition: 100 kHz, 0.1 Vrms
 3. Saturation Current - Isat: The actual value of DC current (A) when the Inductance decrease 30% of its initial value.
Temperature Rise Current - Irms: The actual value of DC current (A) when the Temperature rise is ΔT 40°C ($T_a = 25^\circ\text{C}$)
 4. Operating temperature range includes self-temperature rise.
 5. Important Reminder: The product temperature can be influenced by various factors such as circuit design, component placement, PCB size and thickness, and the cooling system. Please ensure to verify the product temperature in its final application.

PART NUMBER KEY

F2D1 - 2014A - XXX XX

Type / Product Series
F2D1-2014A = High Current Power Inductors

Inductance *
1R0 = 1.0 μH

C = Coating

Inductance Tolerance
M = ±20%

* Note: Inductance expressed by three figures. The unit is micro henry (μH). The first and second figures are significant digits, the third figure expresses the number of zeros which follow the two figures. If there is a decimal point, it is expressed by the capital letter "R" (3R8 = 3.8 μH). In that case, all figures are significant digits.

SAFETY AND COMPLIANCE

Parameter	Compliant
RoHS	Compliance with ROHS, Reach compliant and Halogen Free

ENVIROMENTAL

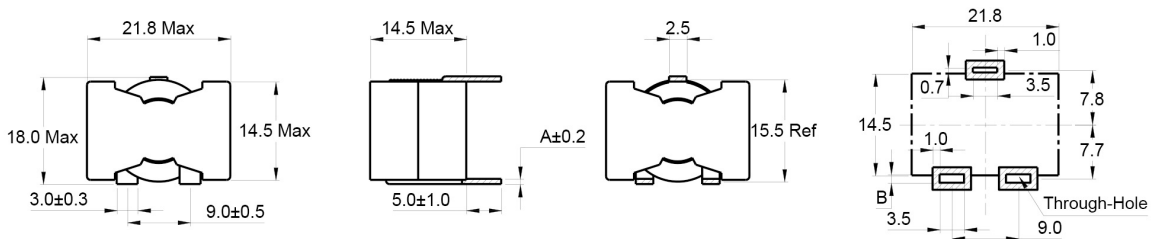
Parameter	Conditions	Min	Typ	Max	Units
Operating temperature	Including coils self-tempeprature rise	-40		125	°C
Storage temperature		-40		125	°C

MECHANICAL

Parameter	Conditions	Min	Typ	Max	Units
Core material	Ferrite				
Dimensions	21.8 x 18.0 x 14.5				mm

MECHANICAL DRAWING

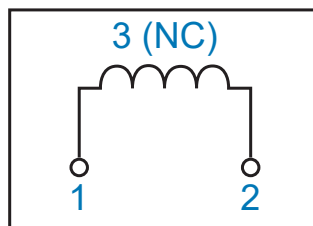
Units: mm



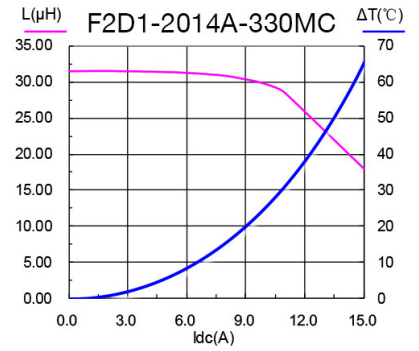
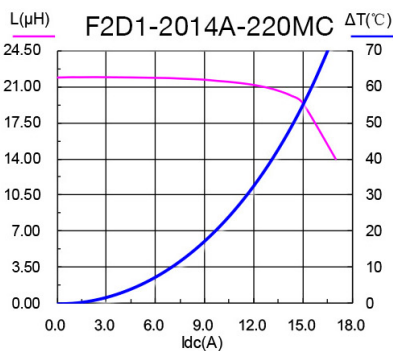
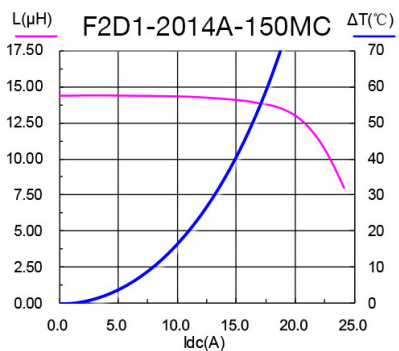
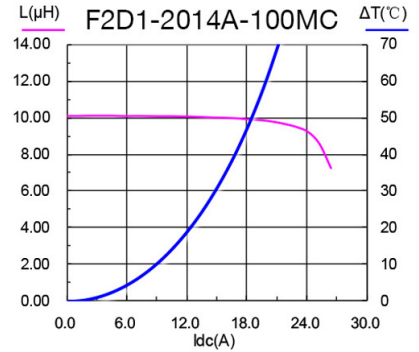
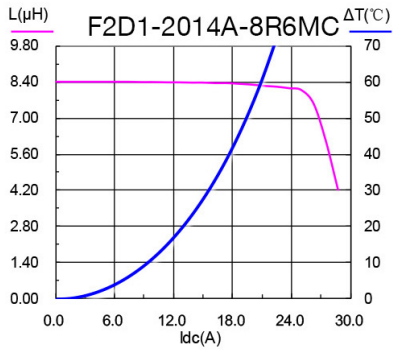
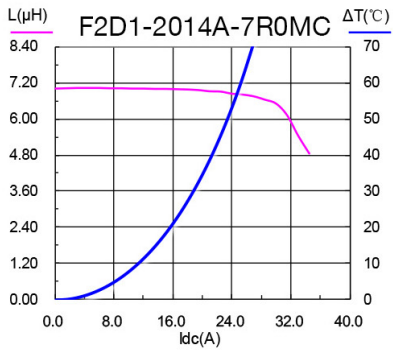
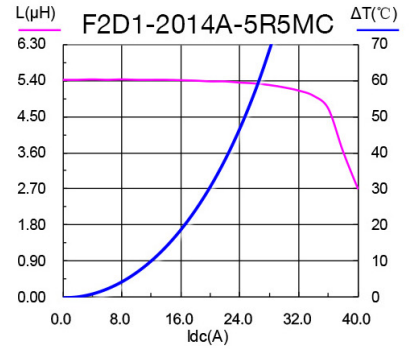
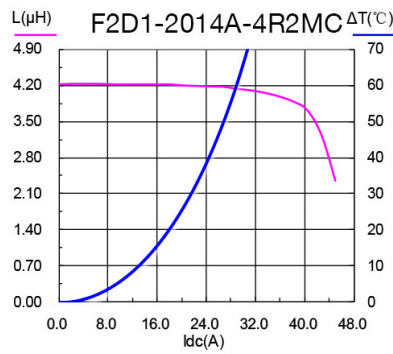
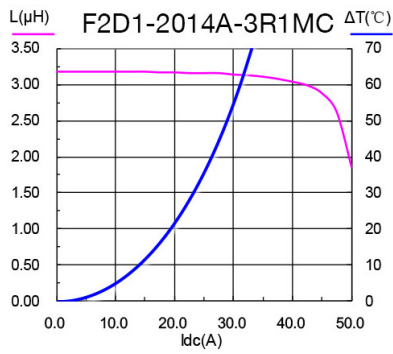
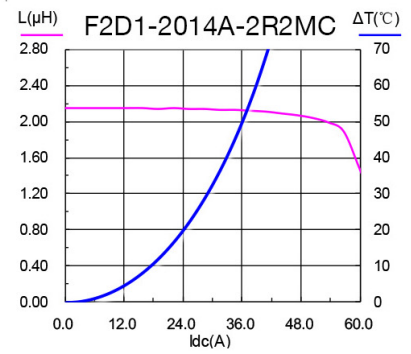
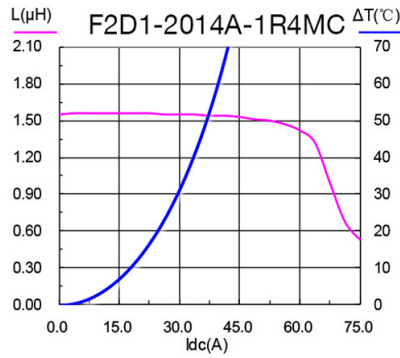
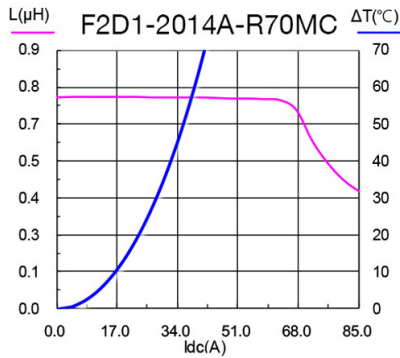
MECHANICAL DIMENSIONS (mm)

Part number	R70-1R4	2R2	3R1	4R2	5R5	7R0	8R6-150	220-470
Dimension A	1.20	1.00	0.80	0.70	0.60	0.50	0.40	0.35
Dimension B	1.80	1.50	1.20	1.10	1.00	0.90	0.70	0.60

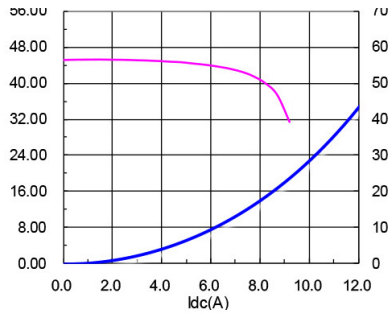
ELECTRICAL DIAGRAM



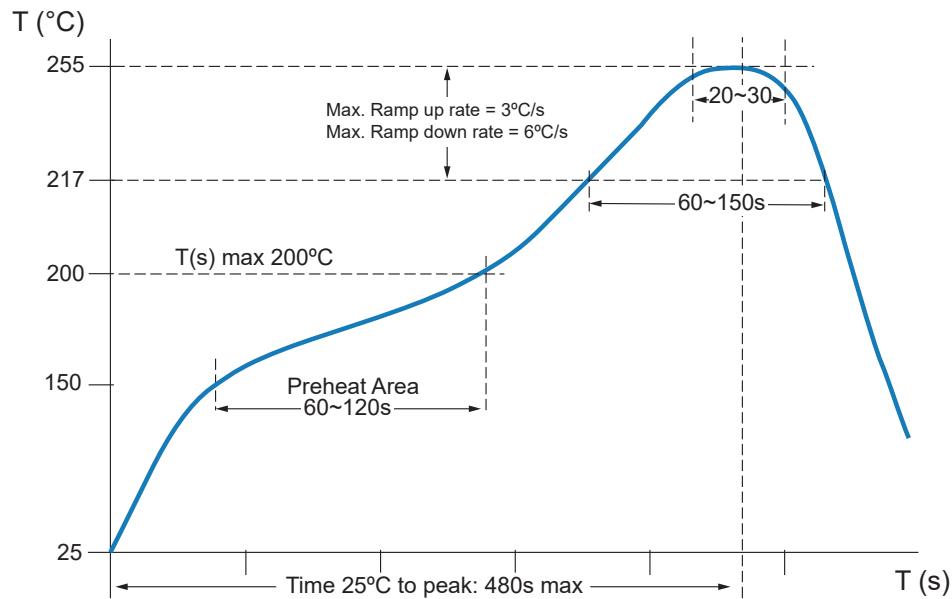
PERFORMANCE CURVES



PERFORMANCE CURVES (CONTINUED)



REFLOW SOLDERING TEMPERATURE CURVE

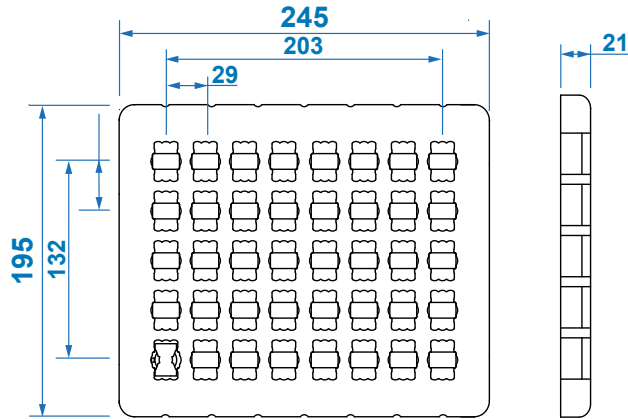


CLASSIFICATION OF PEAK PACKAGE BODY TEMPERATURE

	Package Thickness	Package Volume		
		< 350 mm ³	350 ~ 2000 mm ³	> 2000 mm ³
PB-Free Assembly	< 1.6 mm	260 °C	260 °C	260 °C
	1.6 ~ 2.5 mm	260 °C	250 °C	245 °C
	≥ 2.5 mm	250 °C	245 °C	245 °C

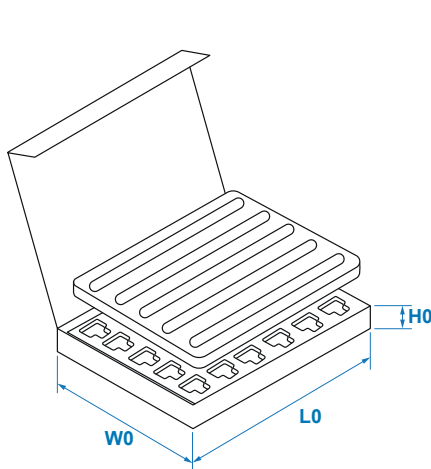
QUANTITY PER TRAY & PACKING INFORMATION

Units: mm

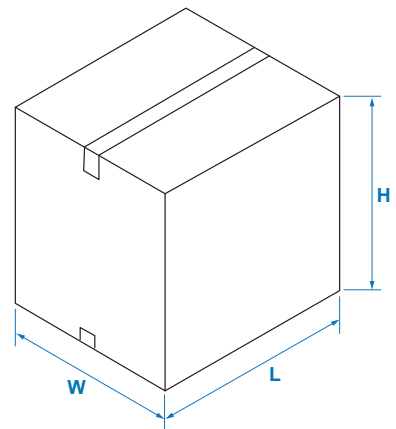
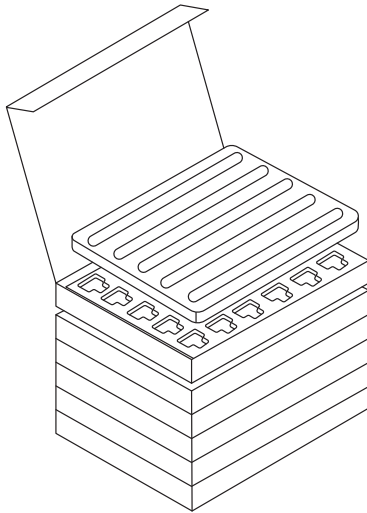


PACKAGING DIMENSIONS (mm)

Product Series	L0	W0	H0	L	W	H
F2D1-2014A	265	205	25	275	232	261



INSIDE BOX



OUTSIDE CARTON

QUANTITY PER PACKAGE

Product Series	Pcs per Tray	Qty of Inner Carton	Pcs per Outside Carton
F2D1-2014A	40	8	320

X-ON Electronics

Largest Supplier of Electrical and Electronic Components

Click to view similar products for [Power Inductors - SMD category](#):

Click to view products by [Bel Fuse manufacturer](#):

Other Similar products are found below :

[0320CDMCCDS-2R2MC](#) [0402DF-560XJRW](#) [0402DF-591XJRW](#) [0412CDMCCDS-R10MC](#) [0412CDMCCDS-R12MC](#) [0412CDMCCDS-R15MC](#) [0412CDMCCDS-R22MC](#) [0420CDMCCDS-1R2MC](#) [0420CDMCCDS-R56MC](#) [0518CDMCCDS-R10MC](#) [0518CDMCCDS-R12MC](#) [0518CDMCCDS-R15MC](#) [0518CDMCCDS-R68MC](#) [0530CDMCCDS-5R6MC](#) [0530CDMCCDS-R10MC](#) [0530CDMCCDS-R33MC](#) [0618CDMCCDS-R10MC](#) [0618CDMCCDS-R12MC](#) [0618CDMCCDS-R15MC](#) [0624CDMCCDS-3R3MC](#) [0624CDMCCDS-R10MC](#) [0624CDMCCDS-R12MC](#) [0630CDMCCDS-330MC](#) [0630CDMCCDS-R10MC](#) [0630CDMCCDS-R15MC](#) [0630CDMCCDS-R22MC](#) [0630CDMCDDS-R15MC](#) [0630CDMCDDS-R20MC](#) [0830CDMCCDS-R82MC](#) [0840CDMCCDS-1R5MC](#) [1-2176738-6](#) [1-2176738-9](#) [1616FP-1R0M-01](#) [1616FP-1R5M-01](#) [1616FP-2R2M-01](#) [1616FP-3R3M-01](#) [1616FP-4R7M-01](#) [201610CDMCDDS-1R0MC](#) [201610CDMCDDS-R24MC](#) [201610CDMCDDS-R47MC](#) [201610CDMCDDS-R68MC](#) [2176780-1](#) [2-2176738-2](#) [2-2176738-8](#) [252010CDMCDDS-R47MC](#) [30900DC](#) [3-1879388-0](#) [3-2176738-1](#) [3627322515100K](#) [36273225151R5N](#)