

## SERIES: F1C2-1516 | DESCRIPTION: HIGH POWER SHIELDED SMD INDUCTORS

### FEATURES

- Magnetically shielded construction
- Unique metal dust core providing improved Isat
- Low DCR resulting in lower power losses



MODEL	Inductance (L0)  [μH]	Tolerance  [± %]	DC Resistance (DCR)  max [mΩ]		Saturation Current (Isat)  max [A]      typ [A]		Temperature Rise Current (Irms)  max [A]      typ [A]	
F1C2-151610W-4R7M	4.7	20	3.8		39.0	43.0	22.0	30.0
F1C2-151610W-5R6M	5.6	20	4.2		34.0	38.0	21.0	28.0
F1C2-151610W-6R8M	6.8	20	4.6		30.0	36.0	20.0	26.0
F1C2-151610W-8R2M	8.2	20	7.2		28.0	32.0	19.0	25.0
F1C2-151610W-100M	10.0	20	8.6		26.0	29.0	18.0	24.0
F1C2-151610W-150M	15.0	20	11.5		18.0	20.0	14.0	18.0
F1C2-151610W-220M	22.0	20	15.8		16.0	18.0	10.5	14.2
F1C2-151610W-330M	33.0	20	20.0		13.0	16.7	8.6	12.3
F1C2-151613W-4R7M	4.7	20	3.3		36.0	44.0	23.0	31.0
F1C2-151613W-5R6M	5.6	20	3.9		35.0	40.0	22.0	29.0
F1C2-151613W-6R8M	6.8	20	4.2		32.0	37.0	21.0	27.0
F1C2-151613W-8R2M	8.2	20	5.74		29.0	33.0	20.0	26.0
F1C2-151613W-100M	10.0	20	7.0		24.0	29.0	19.0	25.0
F1C2-151613W-150M	15.0	20	7.5		21.0	25.5	16.0	22.0
F1C2-151613W-220M	22.0	20	13.86		17.0	22.0	12.0	17.0
F1C2-151613W-330M	33.0	20	22.2		16.0	17.0	9.0	14.0

#### Notes:

1. Referenced ambient temperature 25°C
2. Test Condition: 100 kHz, 0.1 Vrms
3. Saturation Current - Isat: DC current (A) that will cause L0 to drop approximately 30%  
Temperature Rise Current - Irms: DC current (A) that will cause an approximate ΔT of 40°C
4. Operating temperature range includes self-temperature rise
5. Operating Temperature: -55°C to 125°C
6. The products' temperature (ambient + temp rise) should not exceed 125 °C under the worst case operating condition.  
Circuit design, component, PCB trace size and thickness, airflow and other cooling provisions all could affect the operating temperature, which should be verified in the end application.

## PART NUMBER KEY

**F1C2 - 151610W - XXX X**

**Type / Product Series**

F1C2 = High Power Shielded SMD Inductors

**Inductance Tolerance**

M = ±20%

**Form Factor**

151610W  
151613W

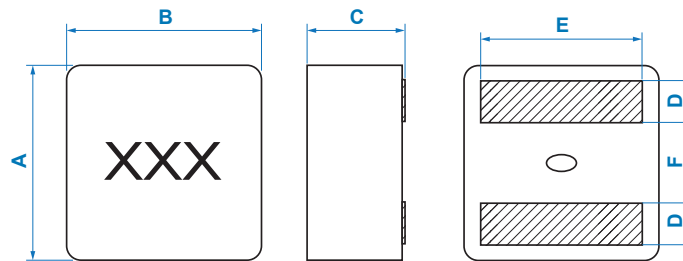
**Inductance \***

4R7 = 4.7 µH

\* Note: Inductance expressed by three figures. The unit is micro henry (µH). The first and second figures are significant digits, the third figure expresses the number of zeros which follow the two figures. If there is a decimal point, it is expressed by the capital letter "R" (3R8 = 3.8 µH). In that case, all figures are significant digits.

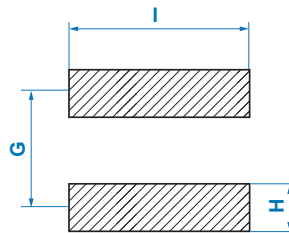
## MECHANICAL DRAWING

Units: mm



## PAD LAYOUT

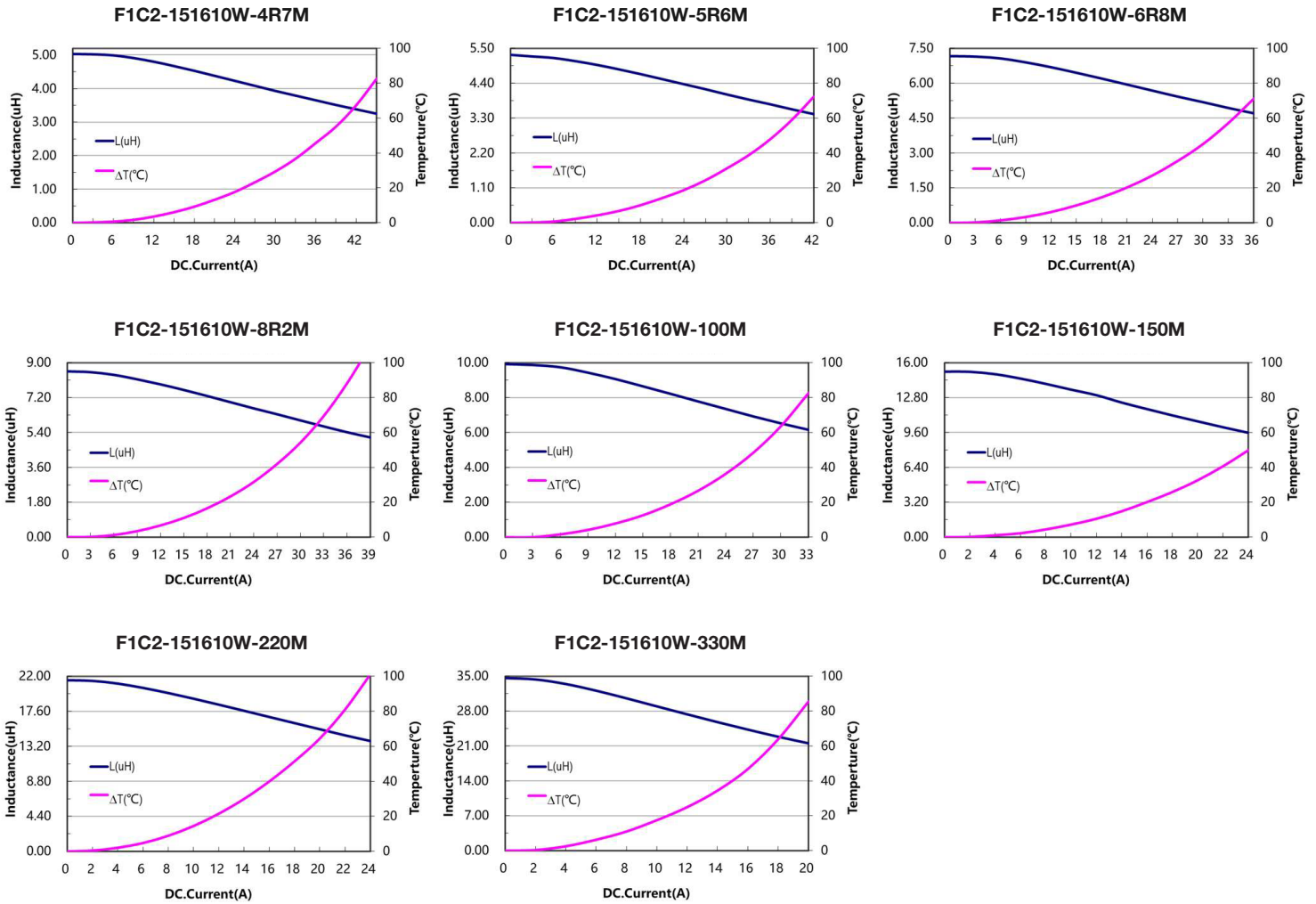
Units: mm



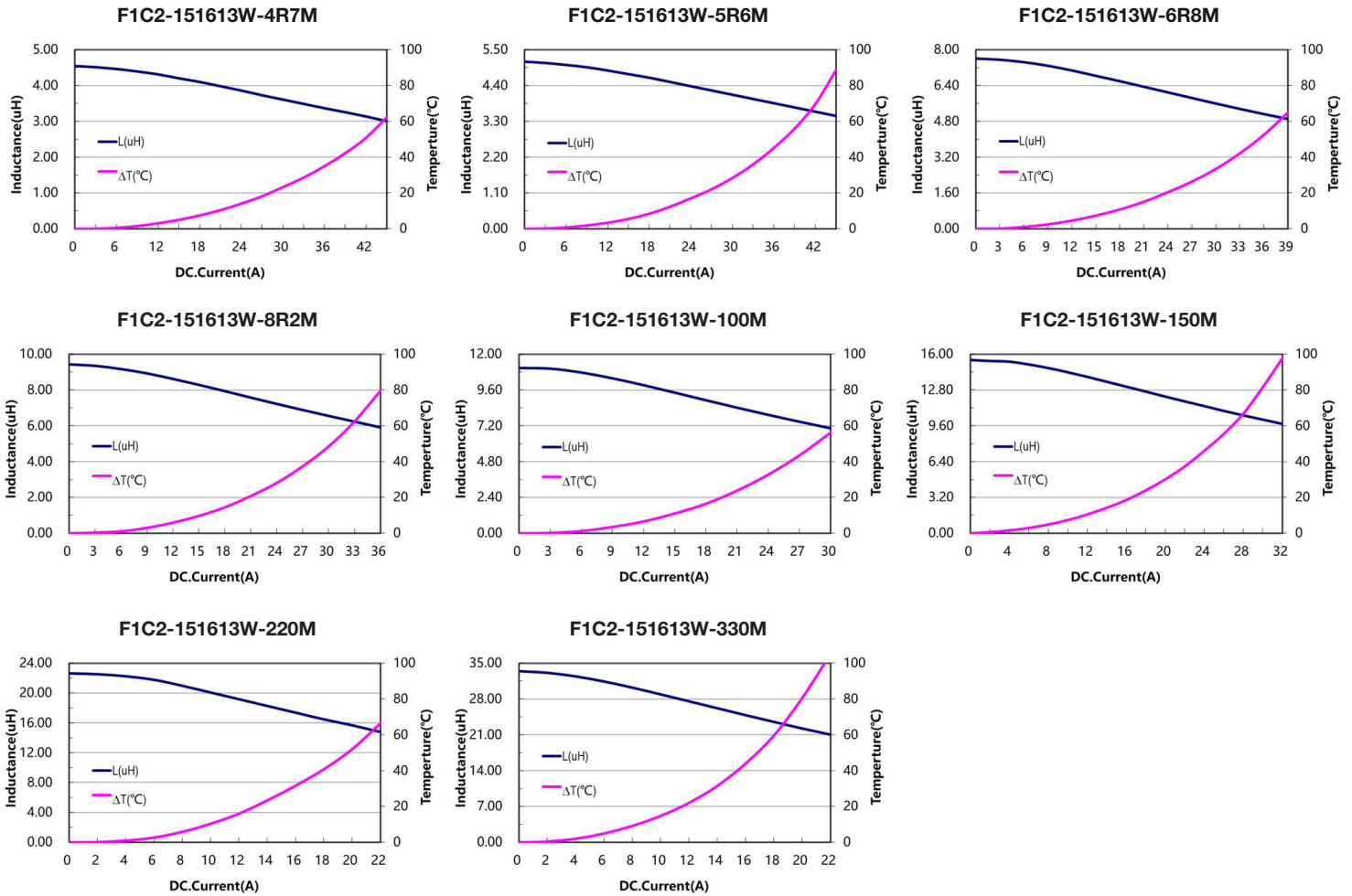
### MECHANICAL DIMENSIONS (mm)

Product Series	A	B	C	D	E	F	G	H	I
F1C2-151610W	15.5 ± 0.3	16.6 ± 0.3	10.00 max	3.20 ± 0.3	13.2 ± 0.5	7.00 ± 0.5	10.5	4.50	15.0
F1C2-151613W	15.5 ± 0.3	16.6 ± 0.3	13.00 max	3.20 ± 0.3	13.2 ± 0.5	7.00 ± 0.5	10.5	4.50	15.0

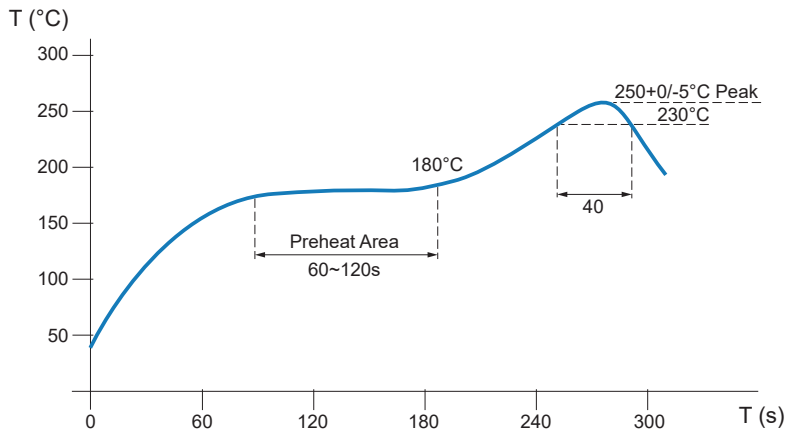
## PERFORMANCE CURVES



## PERFORMANCE CURVES



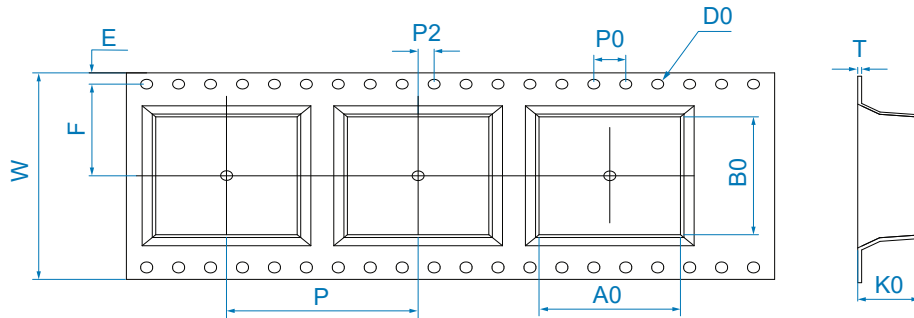
## REFLOW SOLDERING TEMPERATURE CURVE



The recommended reflow conditions are set according to the soldering equipment used. Since various manufacturers may have different reflow soldering equipment, products, process conditions, set methods, etc., when setting the reflow conditions, please adjust and confirm according to users' environment/equipment.

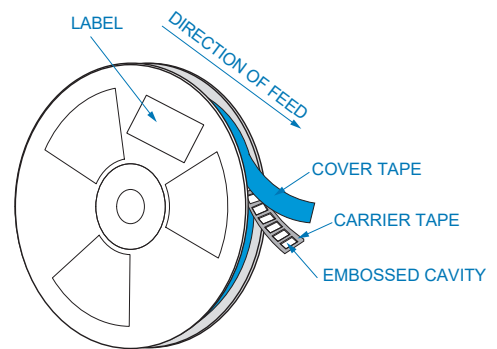
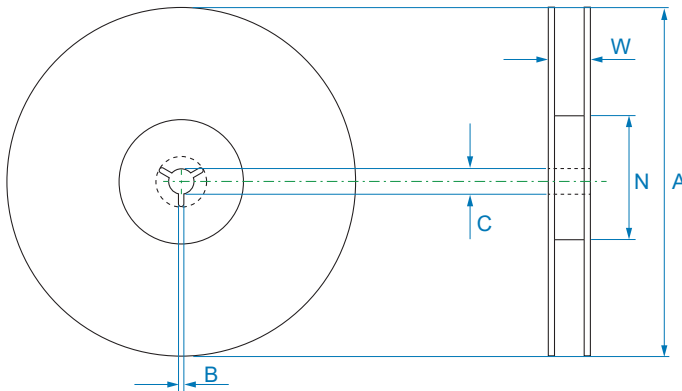
## QUANTITY PER REEL & PACKING INFORMATION

Units: mm



### TAPE DIMENSIONS (mm)

Product Series	W	P	P0	P2	D0	T	A0	B0	K0	E	F
F1C2-151610W	32 ± 0.3	24 ± 0.1	4 ± 0.1	2 ± 0.1	1.5 ± 0.1	0.5 ± 0.05	17.0 ± 0.1	16.0 ± 0.1	10.5 ± 0.1	1.75 ± 0.1	14.2 ± 0.1
F1C2-151613W	32 ± 0.3	24 ± 0.1	4 ± 0.1	2 ± 0.1	1.5 ± 0.1	0.5 ± 0.05	17.0 ± 0.1	16.0 ± 0.1	13.6 ± 0.1	1.75 ± 0.1	14.2 ± 0.1



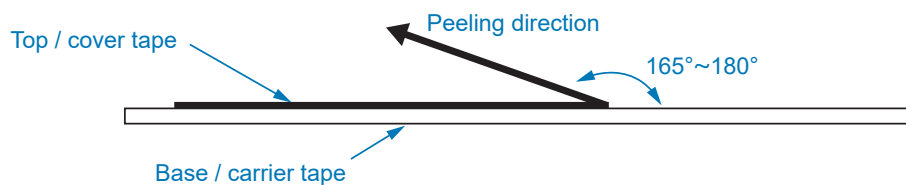
### REEL DIMENSIONS (mm)

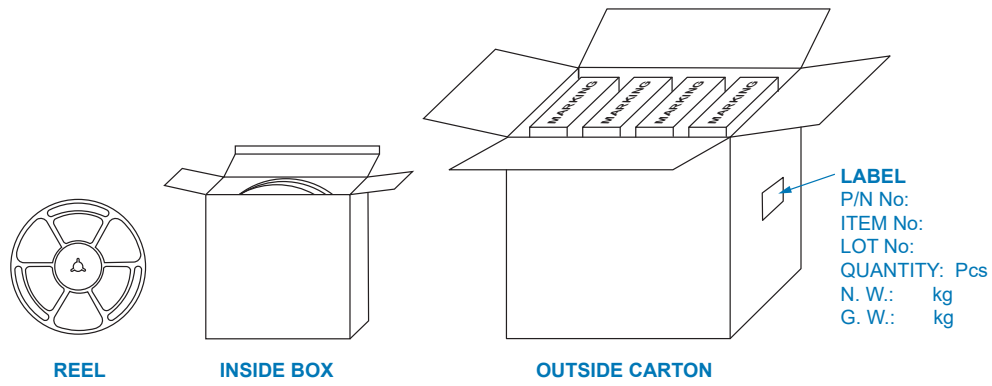
Product Series	A	W	N	B	C
F1C2-151610W	330 ± 2.0	32.0 ± 0.5	97 ± 0.5	2.3 ± 0.3	13.0 ± 0.2
F1C2-151613W	330 ± 2.0	32.0 ± 0.5	97 ± 0.5	2.3 ± 0.3	13.0 ± 0.2

### Peel-off Force

The peel-off speed shall be about 300 mm/min.

The peel-off force of top cover tape shall be between 0.1 to 1.3 N





**QUANTITY PER PACKAGE**

Product Series	Pcs per Reel	Pcs per Inside Box	Pcs per Outside Carton
F1C2-151610W	150	300	900
F1C2-151613W	100	200	600

**Storage Conditions**

- a) Temperature conditions: <35°C.
- b) Humidity conditions between 35% - 65%.
- c) Moisture Sensitivity Level (MSL): Level 1.
- d) Storage of material to be in a sulfur and chlorine free environment.

## X-ON Electronics

Largest Supplier of Electrical and Electronic Components

*Click to view similar products for [Power Inductors - SMD category](#):*

*Click to view products by [Bel Fuse manufacturer](#):*

Other Similar products are found below :

[0320CDMCCDS-2R2MC](#) [0402DF-560XJRW](#) [0402DF-591XJRW](#) [0412CDMCCDS-R10MC](#) [0412CDMCCDS-R12MC](#) [0412CDMCCDS-R15MC](#) [0412CDMCCDS-R22MC](#) [0420CDMCCDS-1R2MC](#) [0420CDMCCDS-R56MC](#) [0518CDMCCDS-R10MC](#) [0518CDMCCDS-R12MC](#) [0518CDMCCDS-R15MC](#) [0518CDMCCDS-R68MC](#) [0530CDMCCDS-5R6MC](#) [0530CDMCCDS-R10MC](#) [0530CDMCCDS-R33MC](#) [0618CDMCCDS-R10MC](#) [0618CDMCCDS-R12MC](#) [0618CDMCCDS-R15MC](#) [0624CDMCCDS-3R3MC](#) [0624CDMCCDS-R10MC](#) [0624CDMCCDS-R12MC](#) [0630CDMCCDS-330MC](#) [0630CDMCCDS-R10MC](#) [0630CDMCCDS-R15MC](#) [0630CDMCCDS-R22MC](#) [0630CDMCDDS-R15MC](#) [0630CDMCDDS-R20MC](#) [0830CDMCCDS-R82MC](#) [0840CDMCCDS-1R5MC](#) [1-2176738-6](#) [1-2176738-9](#) [1616FP-1R0M-01](#) [1616FP-1R5M-01](#) [1616FP-2R2M-01](#) [1616FP-3R3M-01](#) [1616FP-4R7M-01](#) [201610CDMCDDS-1R0MC](#) [201610CDMCDDS-R24MC](#) [201610CDMCDDS-R47MC](#) [201610CDMCDDS-R68MC](#) [2176780-1](#) [2-2176738-2](#) [2-2176738-8](#) [252010CDMCDDS-R47MC](#) [30900DC](#) [3-1879388-0](#) [3-2176738-1](#) [3627322515100K](#) [36273225151R5N](#)