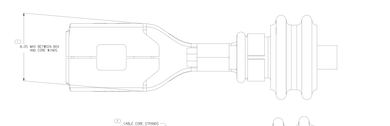

SPLICE AND REEL SPECIFICATIONS
SCALE 1/1

PACKAGING NOTES

1. TERMINALS MUST BE SINGLE WRAPPED ON REEL WITH NON-CONDUCTIVE TAPE AS SHOWN.
2. STANDARD REELING: TERMINALS BUTT FLUSH OFF TOP OF REEL FROM RIGHT TO LEFT WITH TAPERED STEP PLACING ORIENTED AND CRIMP WIRES PLACING UPWARD.
3. REWIND A REELING: TERMINALS BUTT FLUSH OFF TOP OF REEL FROM RIGHT TO LEFT WITH TAPERED STEP PLACING ORIENTED AND CRIMP WIRES PLACING UPWARD.
4. REWIND B REELING: TERMINALS BUTT FLUSH OFF BOTTOM OF REEL FROM RIGHT TO LEFT WITH TAPERED STEP PLACING ORIENTED AND CRIMP WIRES PLACING UPWARD.
5. REWIND C REELING: TERMINALS BUTT FLUSH OFF BOTTOM OF REEL FROM RIGHT TO LEFT WITH TAPERED STEP PLACING ORIENTED AND CRIMP WIRES PLACING UPWARD.
6. FULL REEL WEIGHT NOT TO EXCEED 20LBS.
7. CUSTOMER REQUEST FOR REWIND PARTS WILL INCLUDE ALTERN.# OF THE END OF THE REEL OF MATERIAL (S.O.W.) ORDERED AND CRIMP WIRE.
STANDARD REWIND ITEMS REQUIRED WITH ITEMS THAT REQUIRE REWIND ALTERNATE NUMBER THEN THAT ALTERNATE NUMBER WILL BE AVAILABLE FOR ALL CONTRACT PART NUMBERS.

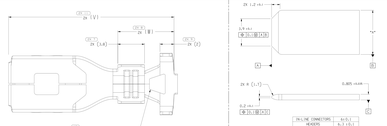

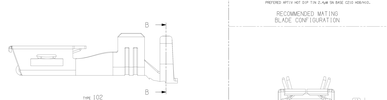

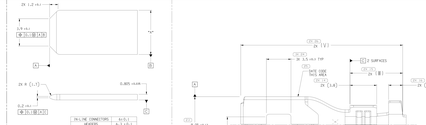

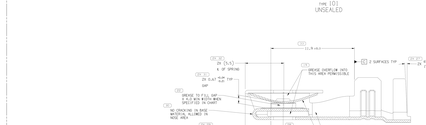

NOTES

1. UNLESS OTHERWISE SPECIFIED INDICATED:
   DIMENSIONS ARE TO FACE OF SIDE SHOWN AND AUTOMATICALLY ROUNDED BY COMPUTER FOR INSPECTION. ALL DIMENSIONS ARE FOR REFERENCE ONLY. ALL OTHER DIMENSIONS NOT SHOWN BUT REQUIRED FOR USE, ARE TO BE OBTAINED FROM THE CORRESPONDING CHART.
2. RECOMMENDED WAITING BLADE PER LOCAR STANDARD DROP-001.
   "MAX" INDICATES "MY" PLUS LAST TWO DIGITS OF MAKE DIE NUMBER. EXAMPLE: MY 1234 = 34.
3. CORRUGATE BRAND STAMP TO BE LOCATED ON THIS EXTERIOR SURFACE. LOCATED AT FINAL ASSEMBLY. CORRUGATE BRAND STAMP TO BE THIS EXTERIOR TOOLING MAY BE "MOLD" "CUTTER" OR "LOCAR".
4. AFTER MANUFACTURE, DO NOT PRIME, TEST, OR OVERMOLD CONTACT THE CONTACT AREA MUST BE CLEAN AND FREE FROM ANY FOREIGN MATERIAL. ANY CONTACT AREA CONTAMINATION WILL COMPROMISE THE PERFORMANCE OF THE ELECTRICAL INTERFACE.
5. PLATING TYPE:
   HOT DIP TIN 3.1 - 3.8 µM THICK
   NICKEL 2.03 - 2.54 µM THICK
   (1) HOT DIP TIN 3.1 - 3.8 µM THICK ON NICKEL
   (2) SNOCER 2.1 - 3.1 µM THICK
   (3) SELECTIVE GOLD PLATING SPECIFICATION WITH SELECTIVE GOLD PLATING SPECIFICATION UNDER SELECTIVE GOLD PLATING SPECIFICATION
   (4) SELECTIVE GOLD PLATING SPECIFICATION
   (5) SELECTIVE GOLD PLATING SPECIFICATION
   (6) HOT DIP TIN 3.1 - 3.8 µM THICK
   PLATING TYPE INFORMATION SHOWN ABOVE IS REFERENCE ONLY. PLATING REQUIREMENTS ARE CONTAINED IN APPLICABLE MATERIAL SPECIFICATIONS.
6. * DENOTES DIMENSIONS MADE AT CUT-OFF AND CRIMP SIDE.
7. PLATE ANGLE IS ON BOTTOM SURFACE REFERED CHARACTERIZATION RATHER THE BOX BOTTOM SURFACE.
8. TERMINAL SYMETRICAL ABOUT CENTERLINE EXCEPT AS SHOWN.
9. THIS TERMINAL IS COMMERCIAL ABOUT CONTACT CENTERLINE EXCEPT AS SHOWN. THIS TERMINAL CONTAINS NO PARTS THAT ARE BRITTLE OR FRAGILE. TERMINAL CONTAINS NO PARTS THAT ARE BRITTLE.
10. REFERENCE ONLY FOR SPECIFIC CABLE SEAL APPLICATION. PLEASE USE THE CONNECTION SYSTEM FOR ALL SPECIFIED SEALS.
12. SEE DUP 2 FOR LATEST CRIMP INFORMATION. CONTACT APTIV REPRESENTATIVE FOR THE LATEST CRIMP INFORMATION.

UNGREASED PART NUMBERS

| STANDARD PART NUMBER | | |

X-ON Electronics

Largest Supplier of Electrical and Electronic Components

Click to view similar products for Automotive Connectors ***category:***

Click to view products by APTIV ***manufacturer:***

Other Similar products are found below :

60993906-B 776880-1 9-1326729-8 98891-1012 98989-1011 12033816 12052466 12015909 1-21030-1 12336-12 12147055 13553389 13579678 13669373 13681974 13843152 13581967 13595613 13667961 13946876 13955963 13971791 13784964 13790534-L 1428188-1 1428188-2 DS07-19S-5020 APK-SB25A10L 1452931-2 1456835-1 15317331 15336198 15397149 15459772 15305306 15363708 15396680 15518314 15544350 15425613 15470590 15482410 15489904 15518544 172190-2 172190-5 8N1513-32-37P RSM00-19-33SX-395 9-1419167-8 963733-1