SYMBOL DEFINITION		
A DIMENSION WITHOUT AN INSPECTION REPORT SYMBOL DOES NOT REQUIRE INSPECTION. IT MAY BE CONTROLLED ON THE INDIVIDUAL COMPONENT DRAWING.	TOTAL NO OF INSPECTIONS REQUIRED	33
	LAST NO. USED	27

MISSING SYMBOLS
17-18

DWG STATUS DATE	SIZE	REV	N/P	DWG	ZONE	REVISION HISTORY	AUTH	DR	APVD	APVD	APVD
30MR12	R	01	-	-	-	TAXI PART DRAWING CREATED	417707	CM	CM	TG	
08NO12	R	02	-	-	-	ALL PARTS: ADDED NOTE 4: NO REV UPDATE REQ'D	420360	CM	CM	DM	M
01FE13	R	03	-	-	-	"INNER CONN" CHANGED TO "MATING INNER CONN" IN PART NUMBER CHART	421329	JHG	JHG	TG	
07FE13	R	04	-	-	-	INCREASED N/P REV TO A0 FOR ALL PARTS FOR CHANGE MADE ON ECO 421329	421367	JHG	JHG	TG	
01JN14	R	05	-	-	-	ADDED MATING HARNESS COLUMN ON TAXI CHART AND MATING INNER CONN COLUMN CHANGED	425132	YVH	YVH	TG	
14JN14	R	06	-	-	-	CHANGED PROCESS SENSITIVE DIMENSION & ADDED BUSHING EXTRACTION FORCE NOTE	425189	YVH	YVH	TG	
08JA15	R	07	-	-	-	33211751, 33215445 & 33215446 - RELEASED	428405	ORA	YVH	YVH	
23FE15	R	08	-	-	-	ALL PARTS - ADDED "SEALING" NOTE & DIM #24 AND 33211751 & 33215445-46 - UPDATED PART AVAILABILITY	428934	NPM	JVW	YVH	
11JL16	R	09	-	-	-	ALL PARTS - ADDED ELECTRIC VEHICLE CHARGING AND HIGH DUTY CYCLE APPLICATION NOTE	433576	DCH	DCH	TG	
18JL16	R	10	-	-	-	13954108 - MATING HARNESS CONN 1-CLICK #45 33107360 IN CHART 13954109 - MATING HARNESS CONN 1-CLICK #45 33107347 IN CHART 13954110 - MATING HARNESS CONN 1-CLICK #45 33107346 IN CHART 13954111 - ADDED MATING HARNESS CONN 1-CLICK IN CHART	433720	DCH	DCH	EDA	
22SE16	R	11	-	-	-	ALL PARTS - CORRECTED ELECTRIC VEHICLE CHARGING AND HIGH DUTY CYCLE APPLICATION NOTE	434196	JVR	JVW	TG	
18JA18	R	12	-	-	-	ALL PARTS - ADDED ASSEMBLY MANUAL NOTE	439707	DAG	DAG	WNC	
09AP18	R	13	-	-	-	3520196-9B - RELEASED	439468	LXA	LXA	NAO	
07JN18	R	14	-	-	-	13954108-11, 33211753 & 33215445-46 - MOVED TO GM 22; ALL PARTS - UPDATED MATING HARNESS 1-CLICK CONN INFO	440029	VJC	JAA	TG	
26OC18	R	15	-	-	-	ALL PARTS - ADDED NOTES #7 & #8, REMOVED "THIS PART ACCEPTS THE FOLLOWING COMPONENTS" & "BUSHINGS EXTRACTION FORCE" NOTES AND REVISED "MATING 280 HARNESS 1-CLICK CONN OR EQUIVALENT" INFO ON CHART; 3520197-9B - UPDATED PART AVAILABILITY	440156	COD	COD	TAV	
13FE19	R	16	-	-	-	ALL PARTS - ADDED "SEALING SURFACES" LABEL, "MATING 630 CONNECTOR & HARNESS" INFO ON CHART AND NOTES #9 & #10	442278	COD	COD	WNC	
08OC19	R	17	-	-	-	35402091 - RELEASED	550224	JOC	JAA	WNC	
18SE20	R	18	-	-	-	ALL PARTS - ADDED "BUSHING RETENTION" NOTE	552504	LOC	COD	WNC	

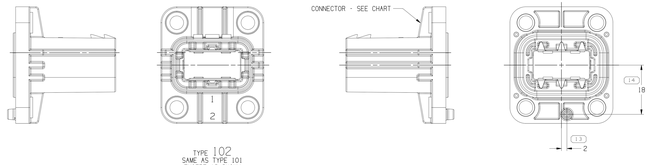

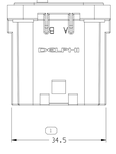

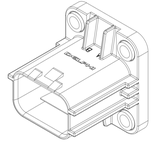

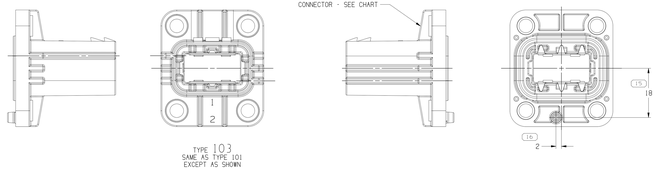

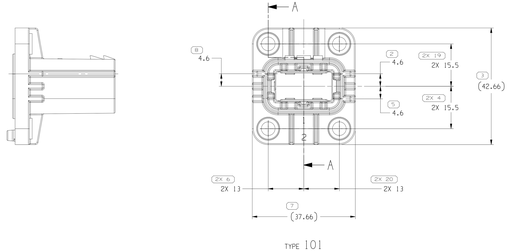

TYPE 101

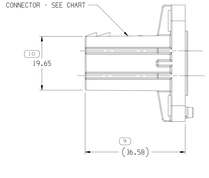

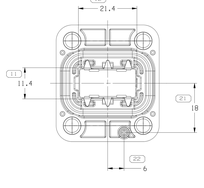

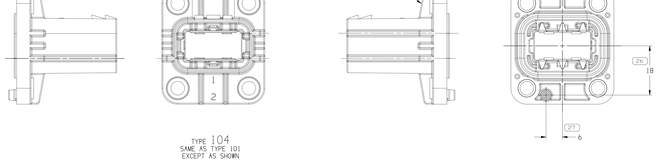

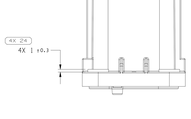

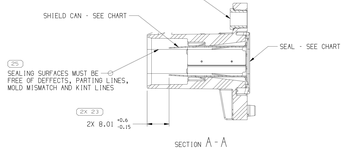

SECTION A-A

NOTES

1. UNLESS OTHERWISE SPECIFIED AND/OR INDICATED:

   DIMENSIONS ARE TO FACE OF VIEW SHOWN AND AUTOMATICALLY ROUNDED BY COMPUTER FOR INSPECTION (SEE MATH MODEL FOR PRECISE DIMENSIONS). FOR ALL OTHER DIMENSIONS NOT SHOWN BUT REQUIRED FOR TOOL BUILD, SEE MATH MODEL FOR PRECISE TOOL PATH DATA.

2. THIS PRODUCT IS NOT CATEGORIZED AS AN APPEARANCE ITEM, MINOR IMPERFECTIONS INCLUDING, BUT NOT LIMITED TO, FLOW MARKS, COLOR BLEMISHES, GATE VESTIGE, AND SOFT FLASH THAT DO NOT AFFECT THE FIT, FORM, OR FUNCTION OF THE PART ARE PERMISSIBLE PER EANP_4-3_CS_01_EN.

3. MATING OPENING (CASE) DETAIL REFERENCE DRAWING 15500564.

4. SEALING VERIFICATION DATA SEE THE INDIVIDUAL APPLICATION PER ES-A-755.

5. ELECTRIC VEHICLE CHARGING AND OTHER HIGH DUTY CYCLE APPLICATIONS CARRYING >25A REQUIRE THE FOLLOWING:
   - MIN 5.0 MM2 COPPER CONDUCTORS.
   - TERMINAL TO CONDUCTOR INTERFACE RESISTANCES ≤ 0.2 mOhms. SOLDERED CRIMPS ARE RECOMMENDED.
   - TERMINAL TEMPERATURES NEED TO BE MEASURED IN THE VEHICLE APPLICATION TO INSURE T-RISE OVER AMBIENT IS <35 DEG C AT MAXIMUM CONTINUOUS CURRENT.

6. FOR ASSEMBLY MANUAL REFER TO P/N 33155749-CU573-S01 AND 13954107-CU571-S01.

7. SEALING CODE 4 - DESIGN WILL MEET REQUIREMENTS OF SAE/USCAR-2 CONNECTOR SYSTEM ENVIRONMENTAL TEST FLOWCHART (PRESSURE/VACUUM AND SUBMERSION).

8. CONNECTION MEETS THE PERFORMANCE REQUIREMENTS OF SAE/USCAR-2 R5 NOVEMBER 2007, SAE/USCAR-37 AUGUST 2008, AND GM-3191 DECEMBER 2007 FOR THE FOLLOWING CLASSIFICATIONS:

   TEMPERATURE CLASS 3 (-40° C TO +125° C)
   VIBRATION CLASS 2 (ON ENGINE)
   SEALING CLASS 3 (SEALED PLUS HIGH PRESSURE SPRAY)
   MATING CLASS 1 (10 CYCLES)

9. PARTS MUST BE FREE OF DUST; DIRT; CARBOARD FIBER; LOOSE METAL SLIVERS; OR ANY PARTICULATE THAT MAY CAUSE FIT OR FUNCTION CONCERNS.

10. APTIV RECOMMENDS < 0.5% COPPER CONTENT IN ALUMINUM ALLOYS USED FOR THE DEVICE CASE TO MINIMIZE DEGRADATION CAUSED BY CORROSION.

11. BUSHING RETENTION INTO THE HEADER SHALL BE X>3N.

PART NO	REV	N/P	TYPE	CONNECTOR	SHIELD CAN	SEAL	COMPR LIMITER	MATING 280 MALE INNER CONN OR EQUIVALENT	MATING 280 HARNESS 1-CLICK CONN OR EQUIVALENT	MATING 280 HARNESS 2-CLICK CONN OR EQUIVALENT	MATING 630 MALE INNER CONNECTOR	MATING 630 HARNESS 1-CLICK
35402091	01	AA	104	13954106	35188729	13885872	33211751	15526397	33353457	13830161	35028836	35028842
35201198	01	A0	103	13954105	35188729	13885872	33211751	15526396	33353456	13830160	35028835	35028841
35201197	01	A0	102	13954104	35188729	13885872	33211751	15526395	33353455	13830159	35028834	35028840
35201196	01	A0	101	13954103	35188729	13885872	33211751	15526394	33353281	13824794	35028833	35028839

DRAWING NUMBER 13954107
A1x3 | SCALE 2:1 | SHEET 2 OF 2 | 1 OF 2 | R 18 | -

23 PROCESS SENSITIVE DIMENSION

DIMENSIONS ENCLOSED IN 2 INDICATE REFERENCE DIMENSIONS AND NO TOLERANCE LISTED ARE STANDARDS.

DIMENSIONAL RANGE (MM)

FRAC	0-6	>6-30	>30-50	>50-120	>120-250	>250-500	>500-1000	>1000-2000	>2000-4000	>4000-8000
±0.5	±.25	±.50	±.75	±1.0	±1.5	±2.0	±2.5	±3.0	±4.0	±5.0

TOLERANCE UNLESS OTHERWISE SPECIFIED
INDUSTRIAL STANDARD ASME Y14.5M-1994 ANGULAR TOLERANCE ±0°

THIRD ANGLE PROJECTION

DO NOT SCALE USE MATH DATA

NX

A	LINE DRAWN THROUGH A PART NUMBER INDICATES THAT PHYSICAL PARTS ARE NOT AVAILABLE FOR ORDERING. PART NUMBERS THAT DO NOT HAVE A LINE PRESENT INDICATE THAT PHYSICAL PARTS ARE AVAILABLE FOR ORDERING. CONTACT APTIV SALES TO ASSURE AVAILABILITY OF PARTS.
DWG TYPE	PART DRAWING
STYLE	
VOLUME (CM³)	SYSTEM CODE
	UNLESS OTHERWISE SPECIFIED THIS DOCUMENT IS IN ACCORDANCE WITH ASME Y14.5M-1994 UNLESS OTHERWISE SPECIFIED. DIMENSIONING AND TOLERANCING MINIMUM DEFAULT.
	ALL DIMENSIONS ARE IN MILLIMETERS

		DATE
DR		
APVD1	C.MARGRAVE	30MR12
APVD2	C.MARGRAVE	30MR12
APVD3	TERRY GEORGE	07JN12
APVD4		
APVD5		
	SUBSTANCES OF CONCERN AND RECYCLED CONTENT PER APTIV (DRAWING)	
REFERENCE	SEE CHART	
DRAWING NAME	TAXI ASM CONN 4 M HYBRID MIXED SLD HEADER	
DRAWING NUMBER	13954107	A
SIZE	A1x3	SCALE 2:1	SHEET 2 OF 2	1 OF 2	R 18	N/P -

•APTIV•
CONNECTION SYSTEMS
WARREN, OH
COPYRIGHT 2012 APTIV. ALL RIGHTS RESERVED.
THIS DRAWING IS THE PROPERTY OF APTIV AND CONTAINS APTIV CONFIDENTIAL INFORMATION. THE RECEIPT OF THIS DRAWING OR THE UTILIZATION OF THIS DOCUMENT OR ITS RELATED CAD MATH DATA, MUST NOT BE COMMUNICATED OR ANY CONTENT TO OTHERS, WITHOUT EXPRESS AUTHORIZATION, IS PROHIBITED.

13954107

Tuesday 13:18:17
Sep-30-2020
Sep-23-2020
Sep-23-2020
Sep-23-2020
Sep-23-2020
Sep-23-2020
Sep-23-2020

X-ON Electronics

Largest Supplier of Electrical and Electronic Components

Click to view similar products for Automotive Connectors ***category:***

Click to view products by APTIV ***manufacturer:***

Other Similar products are found below :

72.330.1035.1 776880-1 827153-1 9-1326729-8 9-221607-5 925474-1 964562-4 968782-1 12004475-L 12004483 12033816 12052466 12066163 12015909 12077753 1-21030-1 12047957 12047958 12084688 12185550 13669373 13681974 13688972 13755420 13779834 13783086 13796274 13843152 13522378 13581967 13667961 13669624 13675513 13946876 13953457 13955963 13971791 13979933 13790534-L 13797473 13805590 13888202 13969981 1428188-1 1437287-3 1428188-2 DS07-19S-5020 1456983-5 1456987-7 APD-7CP-H