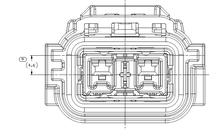

TYPE 102
SAME AS TYPE 101
EXCEPT AS SHOWN

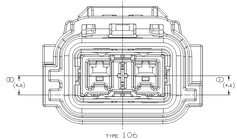

TYPE 106
SAME AS TYPE 101
EXCEPT AS SHOWN

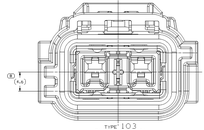

TYPE 103
SAME AS TYPE 101
EXCEPT AS SHOWN

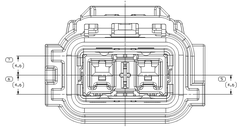

TYPE 104
SAME AS TYPE 101
EXCEPT AS SHOWN

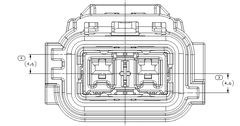

TYPE 105
SAME AS TYPE 101
EXCEPT AS SHOWN

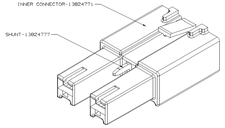

ADDITIONAL ASSEMBLY INFORMATION

INNER CONNECTOR AND SHUNT SUBASSEMBLY

INNER CONNECTOR AND SHUNT SHALL BE ASSEMBLED
AS INDICATED BEFORE INSERTION INTO OUTER HOUSING ASSEMBLY.

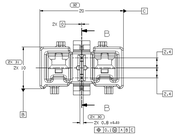

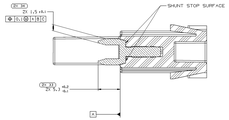

SECTION B-B

FOR ADDITIONAL CABLE AND COMPONENTS
INFORMATION, SEE PAGE 3

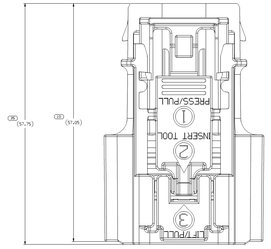

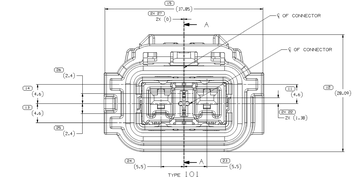

TYPE 101

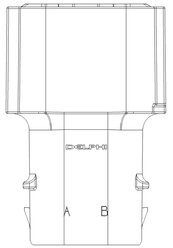

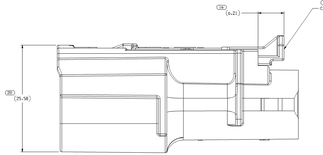

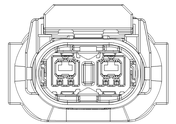

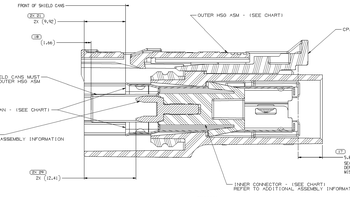

SECTION A-A

PN	PRIMARY	031 AF 126	-	180-6013	-	-	180-4711	-	180-4717	-	1-1711712	-	180-4781
PN	SECONDARY	031 AF 126	-	180-6015	-	-	180-4711	-	180-4717	-	1-1711712	-	180-4781
PN	PRIMARY	031 AF 127	-	180-6014	-	-	180-4711	-	180-4717	-	1-1711712	-	180-4781
PN	SECONDARY	031 AF 127	-	180-6016	-	-	180-4711	-	180-4717	-	1-1711712	-	180-4781
PART NO.	REV	N/P	TYPE	OUTER HSG ASM		INNER CONNECTOR		SHUNT		SHIELD CAN (12 PLCS)		CPA	

SYMBOL DEFINITION		SYMBOL DEFINITION	
A DIMENSION WITHOUT ANY INSPECTION REPORT SYMBOL, OR A DIMENSION NOT REQUIRE INSPECTION, IT MAY BE CONTROLLED ON THE INDIVIDUAL COMPONENT DRAWING.	TOTAL NO. OF INSPECTIONS REQUIRED: 43	NO MISSING SYMBOL FOUND	MISSING SYMBOLS
⓪ INDICATES THE DIMENSION IS SHOWN ON THE PART DRAWING AND THE TOOL MUST BE QUALIFIED AT BOX OF TOOLS. THE TOOL MUST BE CAPABLE OF HOLDING THE TOLERANCE SHOWN UNLESS "SUPERSEDED BY A ~TBD~".	LAST NO. USED 35		

REV STATUS					REVISION HISTORY	ECN	BY	DATE
SEAL	R	01	-	-	ALL PARTS OBSOLETED PART DRAWING	41890	L.G.L.	2/4/16
(50)(3)	R	02	-	-	ALL PARTS-UPDATED WITH LATEST COMPONENTS, ADDED CPA, ADDED SHUNT, ADDED SHIELD CAN, ADDED SEALS AS AN ASSEMBLY, ADDED ASSEMBLY INFORMATION	41259	L.G.L.	6/4/15
(3)(1)	P	03	-	-	ALL PARTS-ADDED ADDITIONAL ASSEMBLY INFORMATION, ADDED CONNECTOR SHUNT COMPONENTS, ADDED SHUNT COMPONENTS, ADDED SINE W-PL	41409	L.G.L.	11/4/14
(PL)(1)	R	04	-	-	ALL PARTS-ON 13 TOLERANCE WAS ±1.1	41498	L.G.L.	11/4/14
(50)(1)	P	05	-	-	ALL PARTS-UPDATED WITH LATEST COMPONENTS, ADDED ADDITIONAL ASSEMBLY INFORMATION, ADDED ALL (-A) AND (-B) ADDED EXTRACTION FORCE	41700	L.G.L.	11/4/14
(50)(1)	R	06	-	-	ALL PARTS-ADDED ALREADY SEPERATE NOTE IN ADDITIONAL ASSEMBLY INFORMATION & ADDED TO DRAWING NOTES	41834	L.G.L.	4/4/15
(BL)(3)	P	07	-	-	ALL PARTS-ADDED STRAIN RELIEF LOCKING FORCE WITH TERMINALS, CONNECTOR INSERTION FORCE NOTE AND CPA UNLOCKING FORCE NOTE, ADDED ALL (-A) AND (-B) CHANGE ON TERMINAL WAS 10 TO 12 ADDED ADDITIONAL ASSEMBLY INFORMATION, ADDED ASSEMBLY INFORMATION.	42034	L.G.L.	11/4/14
(BW)(1)	R	08	-	-	ALL PARTS-UPDATED NOTES PERTAINING TO ALL PARTS ADDED NOTE	42204	L.G.L.	4/4/15
(PN)(1)	R	09	-	-	(180)(4) - OBSOLETE & ADDED "REF 1 OF 2"	42368	MAC	4/28/15
(180)(1)	P	10	-	-	(180)-REF 1 OF 2 (180)(6) - (180)(9) - REF 2 OF 2 ADDED TERMINAL CONFIGURATION	42837	MAC	10/2/15
(BL)(1)	P	11	-	-	ALL ATTACH PARTS - ADDED "ADDITIONAL CABLE AND COMPONENTS" LABEL	43004	SRM	2/4/16
(TM)(4)	R	12	-	-	ALL PARTS - ADDED "ELECTRIC VEHICLE CHARGING" NOTE	43538	MC	4/8/16

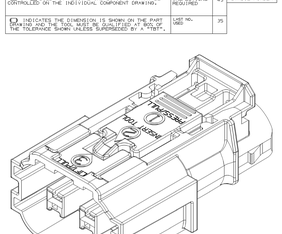

NOTES

1. UNLESS OTHERWISE SPECIFIED AND/OR INDICATED:
   DIMENSIONS ARE TO FACE OF VIEW SHOWN AND AUTOMATICALLY ROUNDED BY COMPUTER FOR INSPECTION (SEE WITH MODEL FOR PRECISE DIMENSIONS). FOR ALL PLASTIC PARTS DIMENSIONS ARE MOLDED DIMENSIONS, NOT AS BUILT. SEE WITH MODEL FOR PRECISE TOOL PATH DATA.
2. THIS PRODUCT IS NOT CATEGORIZED AS AN APPEARANCE ITEM. ALL ASPECTS OF THE PRODUCT MAY VARY IN ACCORDANCE WITH THE MARKET, COLOR BLENDSHEET, GRAIN VARIATION, AND SOFT-TOUCH NOT TO AFFECT THE FIT, FORM OR FUNCTION OF THE PART AND PERMISSIBLE PER DPAP-4.7-CS-01, VPSM B-244 THIS PRECEDENCE OVER DPAP-4.7-CS-01 WHERE APPLICABLE.
3. ALL LEADS MUST BE HIPOT TESTED TO 3000 VOLTS (AC) FOR GREATER THAN 5 SECONDS.
4. HIGH VOLTAGE 280 TERMINAL-CONNECTOR INSERTION FORCE IS ≤ 75N.
5. HIGH VOLTAGE 280 TERMINAL-CONNECTOR EXTRACTION FORCE (PRIMARY LOCK) IS ≥ 80N.
6. TPA/STRAIN RELIEF LOCKING FORCE WITH TERMINALS IS ≤ 60N.
7. CPA UNLOCKING FORCE TO PRE-STAGED POSITION IS > 0N AND < 30N.
8. CONNECTION MEETS THE PERFORMANCE REQUIREMENTS OF SAE/USCAR-2 (R) NOVEMBER 2003, SAE/USCAR-37 "HUMIDITY SHORT, AND SAM-1191 DECEMBER 2007 FOR THE FOLLOWING CLASSIFICATIONS:

   TEMPERATURE CLASS 3 (-40°C TO +125°C)
   VIBRATION CLASS 1 (ON BODY OR CHASSIS)
   SEALING CLASS 3 (SEALED PLUS WITH PRESSURE SPRAY)
   MATING CLASS 1 (10 CYCLES)
9. CONNECTION MEETS DIELECTRIC WITHSTAND VOLTAGE RATING OF 600 VOLTS USING THE SAE/USCAR-37 AUGUST 2008 PARAGRAPH 5.5.2 TEST METHOD.
10. FOR APPLICATION DATA SEE THE INDIVIDUAL APPLICATION DRAWINGS.
11. ELECTRIC VEHICLE CHARGING AND OTHER HIGH DUTY CYCLE APPLICATIONS CARRYING > 25A REQUIRE THE FOLLOWING:
    - ALL PARTS MUST BE CONFIGURED WITH TERMINAL TO CONDUCTOR INTERFACE RESISTANCES ≤ 0.2 mOhms. SOLDERED CRIMPS ARE RECOMMENDED.
    - CONNECTION MUST BE CONFIGURED AND TESTED TO BE MEASURED IN THE VEHICLE APPLICATION TO ENSURE TEMPS OVER AMBIENT ≤ 30°C AT MAXIMUM CONTINUOUS CURRENT.

DELPHI
DELPHI PACKARD ELECTRIC/ELECTRONIC ARCHITECTURE
WARREN OH 44081 USA
THIS DRAWING MAY BE NOT A COPY OF THE ORIGINAL DRAWING. THE ORIGINAL DRAWING IS STORED IN DELPHI PACKARD DATA MAIN & WARN VALIDATE

PART DRAWING

X-ON Electronics

Largest Supplier of Electrical and Electronic Components

Click to view similar products for Automotive Connectors ***category:***

Click to view products by APTIV ***manufacturer:***

Other Similar products are found below :

72.330.1035.1 776880-1 827153-1 9-1326729-8 9-221607-5 925474-1 964562-4 968782-1 12004468 12004475-L 12004483 12033816 12052466 12066163 12015909 12077753 1-21030-1 12047958 12084688 13669373 13688972 13755420 13779834 13796274 13843152 13581967 13667961 13669624 13753471 13946876 13955963 13971791 13790534-L 13797473 13805590 13888202 1428188-1 1437287-3 1428188-2 DS07-19S-5020 1456987-7 APD-7CP-H APK-SB25A10L 1452931-2 15326397 15336198 15435215 15305306 15345479 15396680