WIRE SIZE AWG	WIRE SIZE METRIC	INSULATION DIAMETER	UNSEALED NOT GREASED	SEALED NOT GREASED	UNSEALED GREASED	SEALED GREASED	GAGE STAMP	A ±0.4	B ±0.4	(C1) DIA	C2	(D1) DIA	D2	(F) CORE BLADE WIDTH	(G) INSL BLADE WIDTH	(J)	(K)	L ±0.2	(V)	(W)	TYPE OF GRIP
8 NOT TOOLED	8	4.5/5.1	---	~~F185900 3,4~~	---	---	8	7.1	--- 8.1	3.50	4.5	--- 5.1	--- 6.1	17.8	--- 19.8	---	---	--- 1.30	--- 23.4	--- 7.5	--- UNSEALED
10	6.0/4.0	4.3/3.4	---	54001023 1,2	---	---	10	5.6	--- 8.8	2.4	3.4	--- 5.4	--- 6.5	13.5	--- 17.0	---	---	--- 1.10	--- 24.0	--- 8.0	--- CABLE SEAL
			---	F385900 3,4	---	---															
			---	---	---	---															
			54001022 1,2	---	54001026 1,2	---			--- 6.8			--- 3.2	--- 4.2		--- 14.5			--- 0.40	--- 23.4	--- 7.5	--- UNSEALED
2(12/14)	2(3.0/2.0)	3.4/2.3 PER WIRE	54001103 1,2	---	---	---	11	6.3	7.8	1.9	4.7	2.7	6.2	17.6	18.2	1.90	2.70	0.70	23.4	7.5	UNSEALED
12/14	3.0/2.0	3.4/2.3	---	F285900 3,4	---	---	12	4.6	--- 6.9	2.0	2.9	4.6	5.6	10.7	14.7	---	---	0.60	24.0	8.0	CABLE SEAL
			---	---	---	---															
			---	54001224 1,2	---	54001226 1,2			--- 4.9			--- 2.8	--- 3.8		--- 10.20			--- 0.40	--- 23.4	--- 7.5	--- UNSEALED
			54001222 1,2		54001223 1,2	---															
2(16/18)	2(1.50/0.75)	2.4/1.7 PER WIRE	54001312 1,2	---	---	---	13	5.1	6.2	1.3	3.5	1.9	4.6	12.4	13.1	1.30	1.90	0.70	23.4	7.5	UNSEALED
16/18	1.50/0.75	2.4/1.7	---	F185900 3,4	---	---	16	3.5	--- 5.9	1.2	1.9	--- 3.6	--- 4.4	8.8	--- 11.6	---	---	--- 0.15	--- 24.0	--- 8.0	--- CABLE SEAL
			---	54001623 1,2	---	---															
			54001621 1,2	---	54001622 1,2	---			--- 4.2			--- 2.0	--- 2.9		--- 8.9			--- 0.40	--- 23.4	--- 7.5	--- UNSEALED
2(18/20)	2(0.75/0.50)	2.2/1.4 PER WIRE	54001703 1,2	---	---	---	17	4.5	--- 5.4	1.0	--- 2.9	--- 1.5	--- 3.8	--- 8.9	--- 10.8	--- 1.00	--- 1.50	--- 0.40	--- 23.4	--- 7.5	--- UNSEALED
18/20	0.75/0.50	2.2/1.4	---	~~F375800 3,4~~	---	---	18	3.8	--- 4.2	1.5	2.3	--- 2.0	--- 2.9	7.3	--- 7.8	---	---	--- 0.40	--- 23.4	--- 8.0	~~CABLE SEAL~~ --- UNSEALED
			54001870 1,2	---	54001871 1,2	---															

CHART NOTES:

"1" AFTER PART NUMBER INDICATES TYPE 1 MATERIAL FOR TERMINAL.
"2" AFTER PART NUMBER INDICATES TYPE 2 or 4 MATERIAL FOR SPRING.
"3" AFTER PART NUMBER INDICATES TYPE 3 MATERIAL FOR TERMINAL.
"4" AFTER PART NUMBER INDICATES TYPE 4 MATERIAL FOR SPRING.
PART NUMBERS WITH LINES THRU THEM HAVE NOT BEEN TOOLED YET.

CABLE SEAL	8	8	8.00																		
	10	10	6.00	3.85*	2.30*	2.50*	5.80*	5.70*	6.55*												
			5.00																		
			4.00																		
	12	12	3.00	3.05*	2.05	1.85*	4.90*	5.20*	3.90*												
			2.50		2.05			5.00*													
		14	2.00		1.95																
	16	16	1.50	2.80	1.60		3.90*	4.00*													
			1.00		1.50			3.90*													
		18	0.75	2.45*	1.50*																
	18	20	0.50		1.30*																
UNSEALED, MATT SEALED	10	10	6.00	3.85*			4.60														
			5.00																		
			4.00		2.20*			3.70B1													
	11	2-12/14																			
	12		3.00																		
		12	2.50	3.05	2.05		3.80	3.30													
		14	2.00		1.95			3.10													
	13	2-16/18																			
	16		1.50	2.80			3.60														
		16	1.00		1.50			2.80													
		18	0.75		1.50			2.40													
	17	2-18/20																			
	18		1.50*	2.45*	1.50*		2.80*	2.50*													
		20	0.50		1.35*			2.30*													
	GRIP CODE	WIRE SIZE AWG	WIRE SIZE METRIC	CONDUCTOR CRIMP WIDTH "B" STYLE (±0.10)	CONDUCTOR CRIMP HEIGHT AWG (±0.05)	CONDUCTOR CRIMP HEIGHT METRIC (±0.05)	INSULATION CRIMP WIDTH "Bw@" STYLE (±0.10)	INSULATION CRIMP HEIGHT AWG (±0.05)	INSULATION CRIMP HEIGHT METRIC (±0.05)												

* CRIMP VERIFIED TO USCAR-21
FILLED SPACE WITHOUT *, TESTED BUT NOT VALIDATED
BLANK SPACES NEED TO BE VALIDATED

5.80	D	---	---	---	---	---	---	---	0.47	6.10	5.60	5.80									
4.90	D	---	---	---	---	---	---	---	0.38	5.20	4.80	4.80									
4.50	D	---	---	---	---	---	---	---	0.36	5.15	4.46	4.42									
3.90	D	---	---	---	---	---	---	---	0.28	4.81	3.73	3.70									
3.85	B	1.72	0.93	0.28	4.81	3.74	3.70	---	---	---	---	---									
3.80	D	---	---	---	---	---	---	---	0.26	4.78	3.70	3.65									
3.50	D	---	---	---	---	---	---	---	0.25	4.50	3.50	3.46									
3.35	B	1.36	0.79	0.20	3.81	2.96	2.93	---	---	---	---	---									
2.80	D	---	---	---	---	---	---	---	0.18	3.50	2.72	2.69									
2.80	B	1.25	0.72	0.18	3.50	2.72	2.69	---	---	---	---	---									
2.45	B	1.09	0.63	0.14	3.06	2.38	2.36	---	---	---	---	---									
CRIMP WIDTH	TYPE	C ±0.02	F ±0.03	G ±0.03	J ±0.05	K ±0.03	M ±0.02	N ±0.03	P ±0.05	R ±0.03	S ±0.02										

CRIMP DIMENSIONS FOR REFERENCE ONLY.

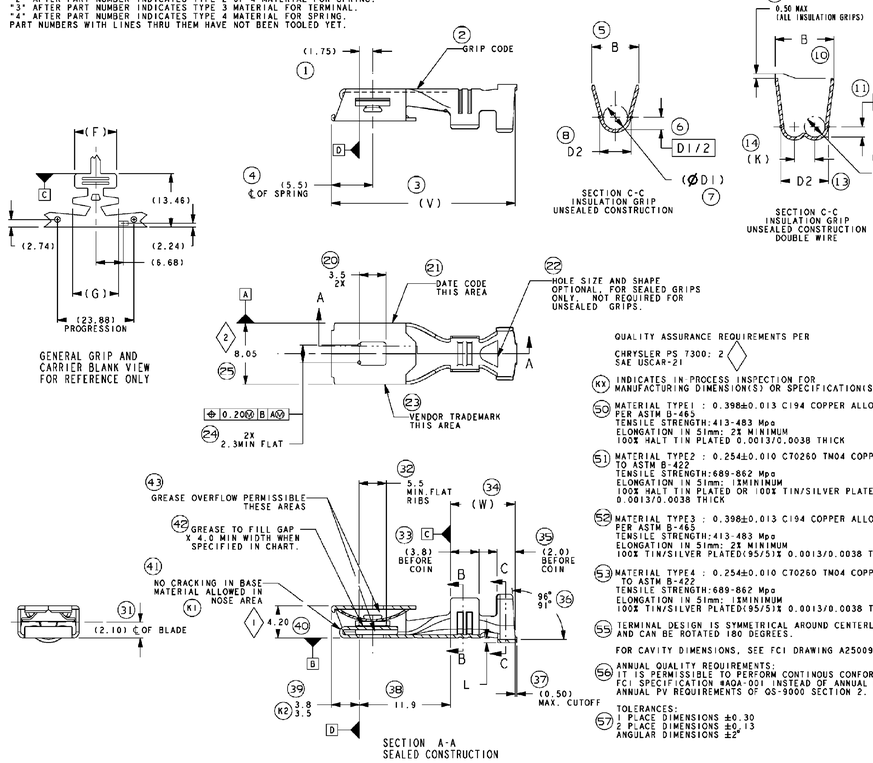

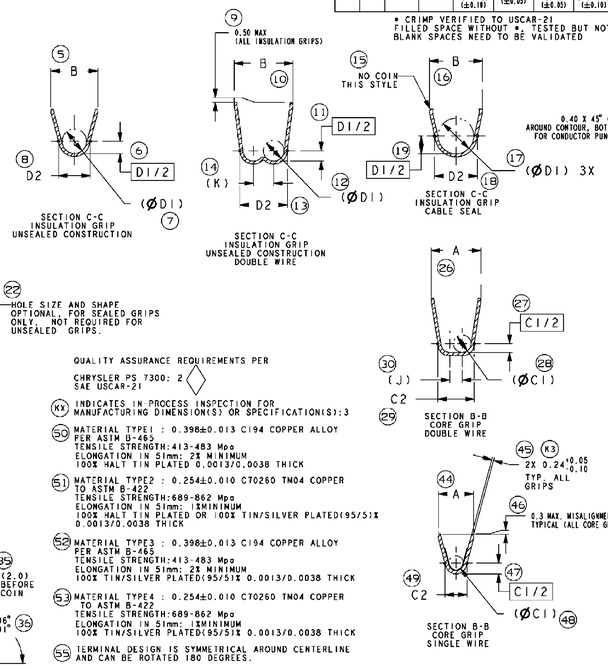

QUALITY ASSURANCE REQUIREMENTS PER

CHRYSLER PS 7300: 2
SAE USCAR-21

(K1) INDICATES IN-PROCESS INSPECTION FOR MANUFACTURING DIMENSION(S) OR SPECIFICATION(S):3

(50) MATERIAL TYPE1 : 0.398±0.013 C194 COPPER ALLOY PER ASTM B-465
TENSILE STRENGTH:413-483 Mpa
ELONGATION IN 51mm: 2% MINIMUM
100% HALT TIN PLATED 0.0013/0.0038 THICK

(51) MATERIAL TYPE2 : 0.254±0.010 C70260 TM04 COPPER TO ASTM B-422
TENSILE STRENGTH:689-862 Mpa
ELONGATION IN 51mm: 1%MINIMUM
100% HALT TIN PLATED OR 100% TIN/SILVER PLATED(95/5)% 0.0013/0.0038 THICK

(52) MATERIAL TYPE3 : 0.398±0.013 C194 COPPER ALLOY PER ASTM B-465
TENSILE STRENGTH:413-483 Mpa
ELONGATION IN 51mm: 2% MINIMUM
100% TIN/SILVER PLATED(95/5)% 0.0013/0.0038 THICK

(53) MATERIAL TYPE4 : 0.254±0.010 C70260 TM04 COPPER TO ASTM B-422
TENSILE STRENGTH:689-862 Mpa
ELONGATION IN 51mm: 1%MINIMUM
100% TIN/SILVER PLATED(95/5)% 0.0013/0.0038 THICK

(55) TERMINAL DESIGN IS SYMMETRICAL AROUND CENTERLINE AND CAN BE ROTATED 180 DEGREES.

FOR CAVITY DIMENSIONS, SEE FCI DRAWING A25009.

(56) ANNUAL QUALITY REQUIREMENTS:
IT IS PERMISSIBLE TO PERFORM CONTINOUS CONFORMANCE PER FCI SPECIFICATION #AQA-001 INSTEAD OF ANNUAL LAYOUT AND ANNUAL PV REQUIREMENTS OF QS-9000 SECTION 2.

TOLERANCES:
(57) 1 PLACE DIMENSIONS ±0.30
2 PLACE DIMENSIONS ±0.13
ANGULAR DIMENSIONS ±2°

MISSING BALLOON: (54)
LAST BALLOON: (57)

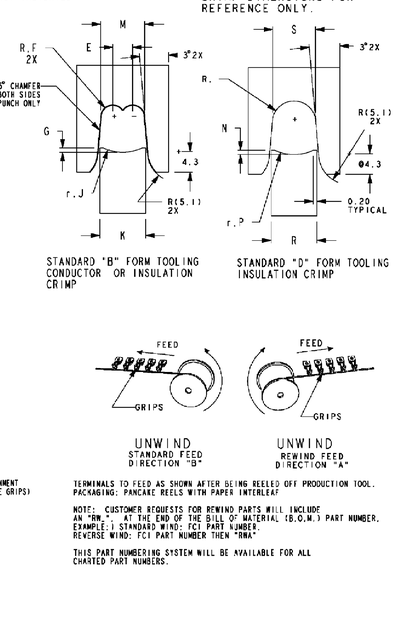

TERMINALS TO FEED AS SHOWN AFTER BEING REELED OFF PRODUCTION TOOL.
PACKAGING: PANCAKE REELS WITH PAPER INTERLEAF

NOTE: CUSTOMER REQUESTS FOR REWIND PARTS WILL INCLUDE AN "RMA", AT THE END OF THE BILL OF MATERIAL (B.O.M.) PART NUMBER.
EXAMPLE: 1 STANDARD WIND: FCI PART NUMBER.
REVERSE WIND: FCI PART NUMBER THEN "RMA"

THIS PART NUMBERING SYSTEM WILL BE AVAILABLE FOR ALL CHARTED PART NUMBERS.

11-00266	-	REVISED AND REDRAWN IN PDS. ADDED F485900-F975900. NO PHYSICAL CHANGE TO TERMINAL. ADDED TIN SILVER PLATING (REV. R)																			
ECR NO.	ZONE	CLIENT DESCRIPTION																			
TOLERANCE UNLESS OTHERWISE SPECIFIED: ±0.1 ±0.5 ±1°		MATERIAL	SEE NOTES																		
DRAWN BY:	A25012-CUST	COLORS:	N/A																		
DO NOT SCALE DRAWING		TOOL NO.	B-518																		
CHECKED BY	DATE	MADE	TITLE	APEX 6.35 FEMALE TERMINAL																	
CHECKED BY			PROJECT	6.35MM APEX SYSTEM																	
CHECKED BY			ECR NO.	A0010368																	
FILE NAME	A25011-CUST		DOCUMENT MADE PER CONTROL NO 9001 FOR FCI																		

THIS DRAWING AND ALL OTHER INFORMATION CONTAINED THEREIN IS PROPRIETARY AND THE PROPERTY OF FCI. This drawing may not be copied, reproduced or disclosed to any third party without the expressed written permission of FCI. FCI April ©1996

DIRECT VIEW | DO NOT SCALE | CAD SYSTEM: pro / Eng | DRAWING NO. A25011-CUST | REV. R | SHEET 1 OF 1 | SCALE A1

54001026/F760310	R	13945734	01	AE	-	-	-	13843152	8917	M5301000											
54001026RWC	R	-	-	-	15531440	01	AD	13945734	-	-											
54001223/F660310	R	13945733	01	E	-	-	-	13600463	8917	M5301000											
54001223RWC/F660310RWC	R	-	-	-	13969991	01	-	13945733	-	-											
54001622/F560310	R	13945735	01	AD	-	-	-	13965582	8917	M5301000											
54001622RWA/F560310RWA	R	-	-	-	33121454	01	-	13945735	-	-											
54001871	R	~~15547091~~	01	AA	-	-	-	13872174	8917	M5301000											
54001021	R	13690848	01	AE	-	-	-	10863886	8917	M5301000											
54001021RWA	R	-	-	-	15547092	01	AA	13690848	-	-											
F010510	R	15543316	01	-	-	-	-	13843152	761G	M5797004											
F010510RWC	R	-	-	-	13979955	01	-	15543316	-	-											
F700510	R	15543315	01	-	-	-	-	13600463	761G	M5797004											
F700510RWC	R	-	-	-	13979949	01	-	15543315	-	-											
F600510	R	15543314	01	-	-	-	-	13965582	761G	M5797004											
F600510RWC	R	-	-	-	13979943	01	-	15543314	-	-											
F900510	R	15547093	01	-	-	-	-	10863886	761G	M5797004											
F900510RWC	R	-	-	-	13979956	01	-	15547093	-	-											
F800510	R	15547094	01	-	-	-	-	13658862	761G	M5797004											
F800510RWC	R	-	-	-	13979954	01	-	15547094	-	-											
PART NUMBER	REV	PART NUMBER	REV	N/P	REWIND PART NUMBER	REV	N/P	BASE MAT'L SPEC	TYPE	MAT'L SPEC											
MVL		DELPHI							GREASE												
GREASED PART NUMBERS																					

54001022/54001007	R	13843152	01	AD	-	-	-	M6605H98	M6584H90												
54001004/54001023	R	10863886	01	AD	-	-	-	M6605H98	M6584H90												
54001004RWA	R	-	-	-	15526157	01	AD	10863886	-												
54001222/F409110	R	13600463	01	AK	-	-	-	M6605H98	M6584H90												
54001224/54001200	R	13658862	01	AD	-	-	-	M6605H98	M6584H90												
54001224RWA/54001200RWA	R	-	-	-	33121904	01	-	13658862	-												
54001621/F286010	R	13965582	01	AD	-	-	-	M6605H98	M6584H90												
54001623	R	13673119	01	AJ	-	-	-	M6605H98	M6584H90												
54001870	R	13872174	01	AG	-	-	-	M6605H98	M6584H90												
F285900	R	15509072	01	AD	-	-	-	M6606H98	M6586H90												
F185900	R	15509071	01	AD	-	-	-	M6606H98	M6586H90												
F385900	R	13874918	01	AE	-	-	-	M6605H98	M6586H90												
PART NUMBER	REV	PART NUMBER	REV	N/P	REWIND PART NUMBER	REV	N/P	BASE MAT'L SPEC	SPRING MAT'L SPEC												
MVL		DELPHI																			
UNGREASED PART NUMBERS																					

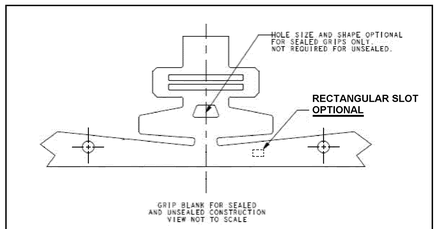

OPTIONAL RECTANGULAR SLOT CONSTRUCTION

NOTES

1. UNLESS OTHERWISE SPECIFIED AND/OR INDICATED:

DIMENSIONS ARE TO FACE OF VIEW SHOWN AND AUTOMATICALLY ROUNDED BY COMPUTER FOR INSPECTION (SEE MATH MODEL FOR PRECISE DIMENSIONS). FOR ALL OTHER DIMENSIONS NOT SHOWN BUT REQUIRED FOR TOOL BUILD, SEE MATH MODEL FOR PRECISE TOOL PATH DATA.

DWG STATUS DATE	STG	REV	N/P	CHG	ZONE	REVISION HISTORY	AUTH	DR	APVD 1	APVD 2
05MR13	R	05	-	-		ALL PARTS - RELEASED AND ADDED INSPECTION SYMBOLS/BALLOONS	421188	JEG	JAA	GGI
19MR13	R	06	-	-		ALL PARTS - ADDED RECTANGULAR SLOT OPTIONAL CONSTRUCTION VIEW. PROVIDED DELPHI MSPEC FOR SPRING MATERIAL AND CONSOLIDATED ALL SPRING MATERIAL TO TYPE 4 ONLY. (#4 WILL BE USED INSTEAD #2 ON ORIGINAL MVL DWGS)	421812	JEG	JEG	DAB
25MR13	R	07	-	-		ALL PARTS - REMOVED YIELD STRENGHT INFO FROM MATERIAL NOTES	421873	JEG	JEG	DAB
02APL3	R	08	-	-		13874918 & 10863886 - DIM "G" WAS 17.3; 13658862 & 15509072 - DIM "G" WAS 15.4; 13872174 - DIM "G" WAS 8.9; MVL P/N 54001103 - DIM "G" WAS 18.7; MVL P/N 54001312 - DIM "G" WAS 13.4	421968	JEG	JAA	DAB
24MY13	R	09	-	-		13979943, 13979949, 13979954-56, 15543314-16 AND 15547091-94 - RELEASED; ALL PARTS - REMOVED NOTE FOR INSPECTION SYMBOL/BALLOON #54 AND REVISED CHART LAYOUT	422730	CGD	JAA	DAB
01OC13	R	10	-	-		33121454 - RELEASED; 13969991 WAS ON DWG 13663267 SHT 01; 15547091 - OBSOLETE; 13945733-34 - UPDATED MVL PART NUMBER CALL OUT	423996	CGD	JAA	DAB
03OC13	R	11	-	-		33121904 - RELEASED	42402B	CGD	JAA	DAB

A ~~LINE DRAWN THROUGH A PART NUMBER~~ INDICATES THAT PHYSICAL PARTS ARE NOT AVAILABLE FOR ORDERING.

PART NUMBERS THAT DO NOT HAVE A LINE PRESENT INDICATE THAT PHYSICAL PARTS ARE AVAILABLE FOR ORDERING.

CONTACT DELPHI SALES TO ASSURE AVAILABILITY OF PARTS.

DWG TYPE: PART DRAWING
STYLE
VOLUME (CUF) | DISTR CODE

UNLESS OTHERWISE SPECIFIED
THIS DOCUMENT IS IN ACCORDANCE WITH ASME Y14.5M-1994 AS AMENDED BY THE GM GLOBAL DIMENSIONING AND TOLERANCING ADDENDUM-2001. SEPARATE PATTERNS OF FEATURES MAY BE MADE SEPARATELY REGARDLESS OF DATUM REFERENCES.

ALL DIMENSIONS ARE IN MILLIMETERS
REFERENCE

TOLERANCE UNLESS OTHERWISE SPECIFIED:
DECIMAL: ANGULAR ±2°
TWO PLACE SEE DRAWING
THREE PLACE SEE DRAWING

THIRD ANGLE PROJECTION | DO NOT SCALE | USE MATH DATA | CAD NX

DELPHI
DELPHI PACKARD ELECTRICAL/ELECTRONIC ARCHITECTURE
WARREN, OH
COPYRIGHT 2013 DELPHI CORPORATION AND/OR ITS AFFILIATES. ALL RIGHTS RESERVED.
REVISED 2013
THIS DRAWING IS THE PROPERTY OF DELPHI CORPORATION AND CONTAINS DELPHI CONFIDENTIAL INFORMATION. THE REPRODUCTION, DISTRIBUTION AND UTILIZATION OF THIS DOCUMENT OR ITS RELATED CAD MATH DATA, AS WELL AS COMMUNICATION OF ANY CONTENT TO OTHERS, WITHOUT EXPRESS AUTHORIZATION, IS PROHIBITED.

		DATE
DR		
APVD1	JAVIER ESQUIVEL	05MR13
APVD2	J.S. ALVARADO	05MR13
APVD3	GERARDO GOMEZ I.	05MR13
APVD4		
APVD5		

SUBSTANCES OF CONCERN AND RECYCLED CONTENT PER DELPHI 10949001

MATERIAL: SEE CHART

DRAWING NAME: TAXI TERM F 6.35 APEX

DRAWING NUMBER: 13707625

SIZE	SCALE	FRAME NO	SHEET NO	STG	REV	N/P
A0	NONE	1 OF 1	1 OF 1	R	11	-

X-ON Electronics

Largest Supplier of Electrical and Electronic Components

Click to view similar products for Automotive Connectors ***category:***

Click to view products by APTIV ***manufacturer:***

Other Similar products are found below :

003-018-000 60403001 60993906-B 629515004020001 M902-2131 M902-2161 72.330.1035.1 73.353.4028.0 F119300-B F166900 F258300-B F358300-B F407400 F444110 F487000 F509500B-B 827153-1 8N1515-32-24P 9-1326729-8 925474-1 928905-1 964562-4 968782-1 GT17SA-8DS-HU 98891-1012 98947-1016 12004475-L 12010290 12010309-B 12015454 12020219-B 12020308 12041318-B 12052225-L 12052466 12059125 12064869 12004327-B 12010503-B 12015308 12015384 12015909 1-21030-1 12041254 12041318 12047946-B 12047957 12047957-L 12059473 12066261