

### Features

- This series is designed for average power 320W approximated ESD protection, different  $V_{RWM}$ , different peak pulse power available.
- Protects one I/O or power line.
- Low clamping voltage.
- Working voltages: 3.3V, 5.0V, 12V, 15V, 18V, 24V, 36V.
- Low leakage current.
- Lead-free parts meet environmental standards of MIL-STD-19500 /228
- Compliant to Halogen-free.

### IEC compatibility

- IEC61000-4-2 (ESD)  $\pm 15kV$  (air),  $\pm 8kV$  (contact)
- IEC61000-4-4 (EFT) 40A (5/50ns)
- IEC61000-4-5 (Lightning) 12A (8/20us)

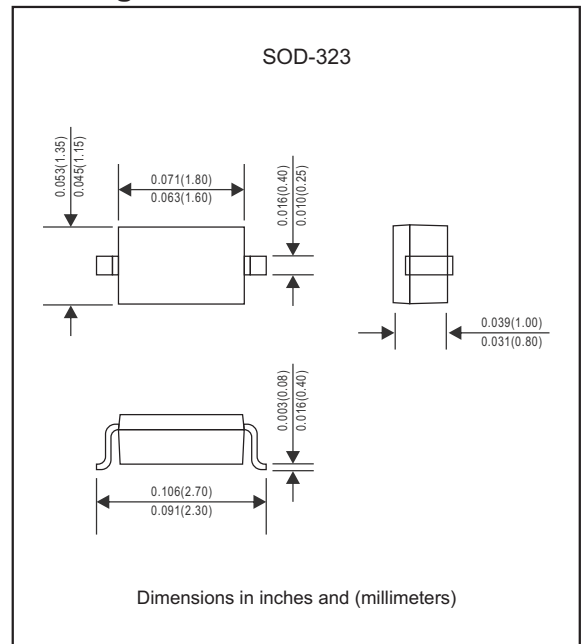
### Applications

- Cell Phone Handsets and Accessories
- Microprocessor based equipment
- Personal Digital Assistants (PDA's)
- Notebooks, Desktops, and Servers
- Portable Instrumentation

### Mechanical data

- Epoxy: UL94-V0 rated flame retardant
- Case : Molded plastic, SOD-323
- Terminals : Solder plated, solderable per MIL-STD-750, Method 2026
- Mounting Position : Any
- Weight : Approximated 0.005 gram

### Package outline



### Maximum ratings (at $T_A=25^\circ C$ unless otherwise noted)

PARAMETER	CONDITIONS	SYMBOL	VALUE	UNIT
Total power dissipation	Peak pulse power (tp = 8/20us)	$P_{PP}$	320	W
Operating junction temperature range		$T_J$	-55 to +150	$^\circ C$
Storage temperature range		$T_{STG}$	-55 to +150	$^\circ C$

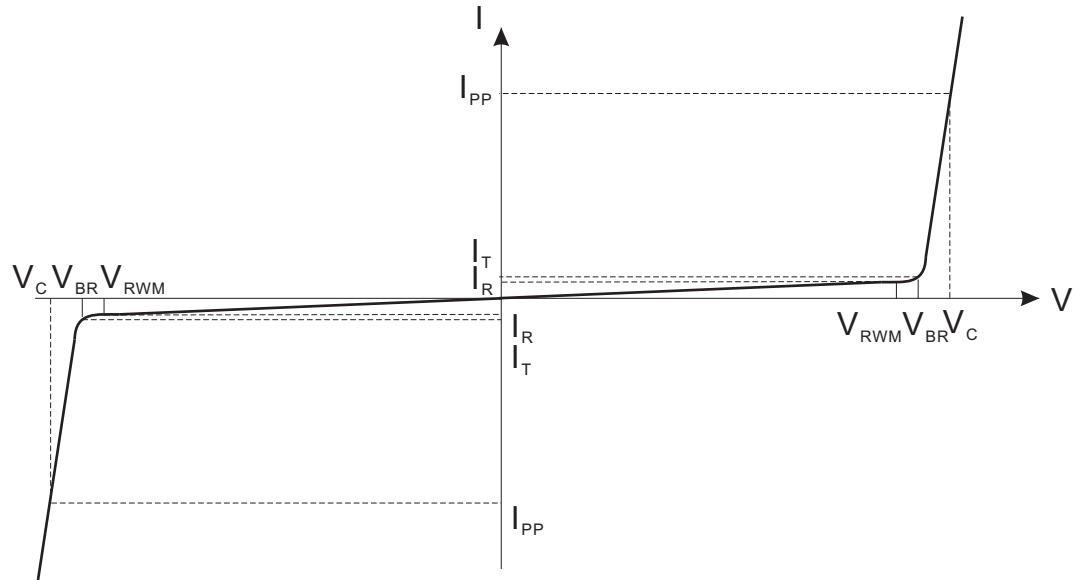
### Electrical characteristics (at $T_A=25^\circ C$ unless otherwise noted)

Part No.	$V_{RWM}$ (V) (Max.)	$I_R(\mu A)$ @ $V_{RWM}$ (Max.)	$V_{BR}(V)$ @ $I_T$ (Note 2) (Min.)	$I_T$ (mA)	$V_C(V)$ @ $I_{PP}=1.0A$ (Max.)	$I_{PP}$ (A) (Max.)	$V_C(V)$ @ $I_{PP}$ (Max.)	$C_J$ (pF) (Max.)
ESD3Z3.3C	3.3	200	4.0	1.0	7.0	25.0	16.0	350
ESD3Z5.0C	5.0	10	6.0	1.0	9.8	24.0	17.0	260
ESD3Z12C	12	1	13.3	1.0	19.0	13.0	25.0	110
ESD3Z15C	15	1	16.7	1.0	24.0	9.0	32.0	100
ESD3Z18C	18	1	19.0	1.0	28.0	8.0	35.0	90
ESD3Z24C	24	1	26.7	1.0	43.0	6.0	52.0	75
ESD3Z36C	36	1	40.0	1.0	60.0	4.0	75.0	35

Note 1. Surge current waveform per Fig.1

2.  $V_{BR}$  is measured with a pulse test current  $I_T$  at an ambient temperature of  $25^\circ C$ .

Typical characteristics (at  $T_A=25^\circ\text{C}$  unless otherwise noted)



Bi-Directional TVS

- $V_C$  : Clamping voltage @  $I_{PP}$
- $I_{PP}$  : Maximum reverse peak pulse current
- $V_{RWM}$  : Maximum working peak reverse voltage
- $I_R$  : Maximum reverse leakage current @  $V_{RWM}$
- $V_{BR}$  : Breakdown voltage @  $I_T$
- $I_T$  : Test current
- $C_J$  : Max. capacitance @  $V_R = 0\text{V}$  and  $f = 1\text{MHz}$

### Rating and characteristic curves (ESD3ZxxC SERIES)

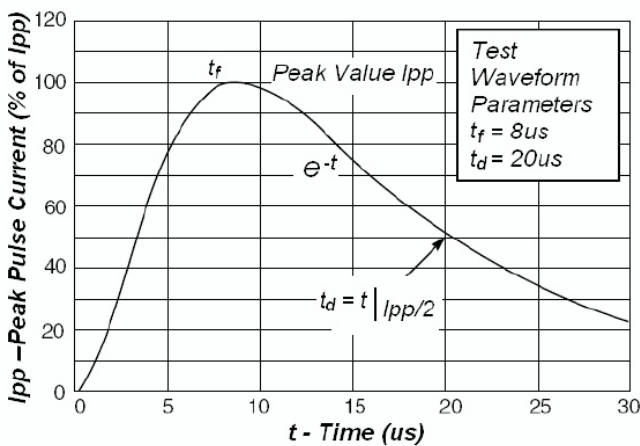


Fig1. Pulse Waveform

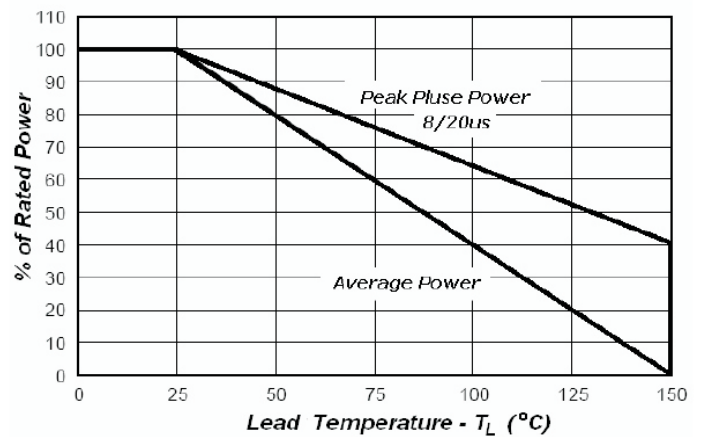
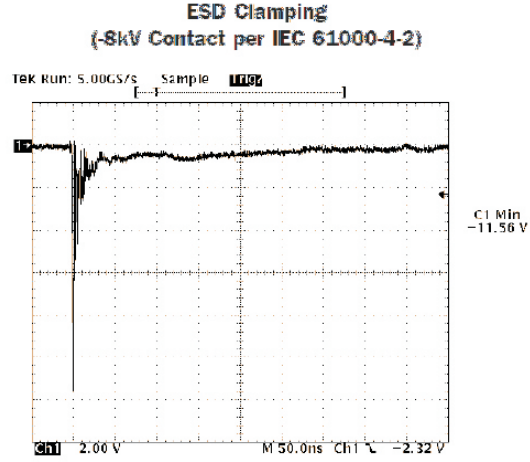
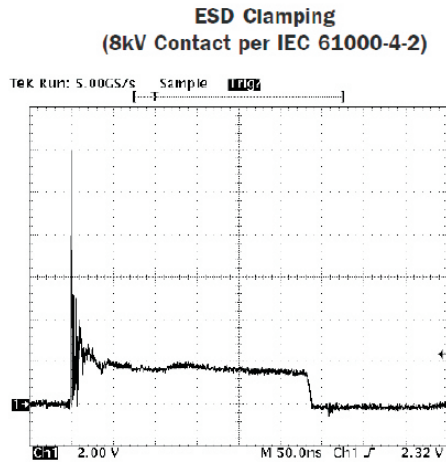


Fig2. Power Derating



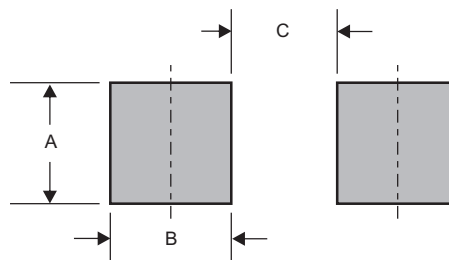
### Pinning information

Pin	Simplified outline	Symbol
Bi-Directional		

### Marking

Type number	Marking code
ESD3Z3.3C	03B/2A
ESD3Z5.0C	05B/3M
ESD3Z12C	12B/12C
ESD3Z15C	15B/2J
ESD3Z18C	2K
ESD3Z24C	24B/M
ESD3Z36C	2N

### Suggested solder pad layout



Dimensions in inches and (millimeters)

PACKAGE	A	B	C
SOD-323	0.033 (0.83)	0.025 (0.63)	0.063 (1.60)

## X-ON Electronics

Largest Supplier of Electrical and Electronic Components

*Click to view similar products for [ESD Suppressors / TVS Diodes](#) category:*

*Click to view products by [AnBon](#) manufacturer:*

Other Similar products are found below :

[NTE4902](#) [P4SMAJ15A](#) [P4SMAJ26A](#) [SMAJ400CA-TP](#) [TGL34-47CA](#) [ESDAULC45-1BF4](#) [SM1605E3/TR13](#) [SMF20A-TP](#) [P4SMAJ12A](#)  
[CPDUR24V-HF](#) [CPDQC5V0USP-HF](#) [CPDQC5V0-HF](#) [MPLAD30KP45CAE3](#) [MMBZ27VCLQ-7-F](#) [MMAD1108/TR13](#) [MPLAD30KP24A](#)  
[ACPDQC5V0R-HF](#) [DFLT170A-7](#) [NTE4900](#) [NTE4926](#) [NTE4938](#) [SMF22A-TP](#) [SMF12A-TP](#) [SLVU2.8-TP](#) [SMLJ6.5CA-TP](#) [SMAJ6.5CA-](#)  
[TP](#) [MMAD1108E3/TR13](#) [D5V0M1U2LP3-7](#) [SMAJ400A-TP](#) [AOZ8811DT-03](#) [AOZ8831DI-05](#) [AOZ8831DT-03](#) [SMAJ188CA](#) [3SMC33CA](#)  
[BK](#) [CPDQC3V3C-HF](#) [CPDQC12VE-HF](#) [MPLAD30KP170CA](#) [82357120100](#) [5.0SMLJ15CA-TP](#) [5KP18A-TP](#) [P6KE8.2A-TP](#)  
[MPLAD30KP43CAE3](#) [SMAJ43A-TP](#) [D5V0F6U8LP33-7](#) [TVS5501V10MUT5G](#) [5.0SMLJ24CA-TP](#) [SMAJ110CA-TP](#) [MPLAD15KP75CAE3](#)  
[MMAD1103e3/TR13](#) [DFLT40AQ-7](#)